

DRIVING SUSTAINABLE CHANGE

EMPOWERED BY DIGITALLY-DRIVEN PRACTICES



CONTENTS

CORPORATE OVERVIEW

01-31

- Introduction to Theme **01**
- Leveraging capabilities to drive sustainable growth **02**
- Snapshot of Products & Services **03**
- Expanding Presence **04**
- Milestones **05**
- Diversified Product & Services Portfolio **06**
- Consistent Performance **14**
- Message from the Chairman **16**
- Board of Directors **18**
- Sustainability Report **21**

STATUTORY REPORTS

32-89


- Directors' Report **32**
- Report of Corporate Governance **54**
- Business Responsibility & Sustainability Report **62**

FINANCIAL STATEMENTS

90-220

- Standalone Financial Statements **90**
- Consolidated Financial Statements **156**

- Locations **221**
- Photo Gallery **234**



To download this report or to read online, please log on to www.stockholding.com

DRIVING SUSTAINABLE CHANGE

EMPOWERED BY DIGITALLY-DRIVEN PRACTICES

Since its inception, StockHolding has dedicated efforts and commitment to developing a robust financial ecosystem towards fostering a sustainable future for its stakeholders. By pioneering the digital and e-services in the country, StockHolding embraced digital technology early on, demonstrating its steadfast focus on environmental stewardship and proactive approach to responsible resource management for scaling the business and providing an excellent customer experience.

As a financial powerhouse, StockHolding strives for innovative solutions for balancing business growth with environmental protection. It has been continuously attuning its processes for improving service standards and driving the digital transformation towards enriching the customer journey. Leveraging digital technology has enabled StockHolding to build a robust and diverse array of products and services to cater to the evolving customer requirements. Digital platforms have made transactions faster, more accurate and convenient. Furthermore, StockHolding's products and services are also offered on a variety of platforms via digital channels, broadening the reach for increased business.

Driving sustainable change through digitally-enabled practices and an assorted product/service portfolio, StockHolding continues to expand its customer outreach across the country for greater financial inclusion and empowerment.



The World of StockHolding

LEVERAGING CAPABILITIES TO DRIVE SUSTAINABLE GROWTH

Incorporated as a public limited company in 1986, Stock Holding Corporation of India Limited (StockHolding) is a subsidiary of IFCI Limited [IFCI]. The Company is promoted by leading financial and insurance industry players like IFCI, LIC, GIC, SU-UTI, NIA, NIC, UIC, and TOICL. As a financial superpower, StockHolding is committed to building a sustainable financial ecosystem by offering solutions for meeting the financial needs of individuals and businesses.

StockHolding has pioneered the Demat services in India. The Company's e-Stamping service has enabled a hassle-free Government dues payment pathway. As India's leading custodian, StockHolding offers a comprehensive suite of custodial services tailored to allow both Indian Institutional Investors and Foreign Portfolio Investors to undertake investing in India with confidence.

StockHolding offers a diverse array of products and services for individuals to ease their financial planning needs. The curated offerings cover short-term and long-term savings products, stock

market investments, personal and family needs, easy loans, retirement plans and protection for life and valuables.

To help businesses thrive, StockHolding introduced a whole gamut of seamless financial products and services that include simplified depository participation, protection of assets and life, document management and training.

Leveraging the latest technology, digitally-enabled practices and enhancing efficiencies, StockHolding strives to drive sustainable change to deliver long-term value to its stakeholders.

THE STOCKHOLDING ADVANTAGE

Pioneer of Financial & Capital Market Services and e-Governance Solutions

Extensive network of 200+ branches for increasing outreach

Trusted by millions of customers in India and worldwide

Over 3 decades of unparalleled service

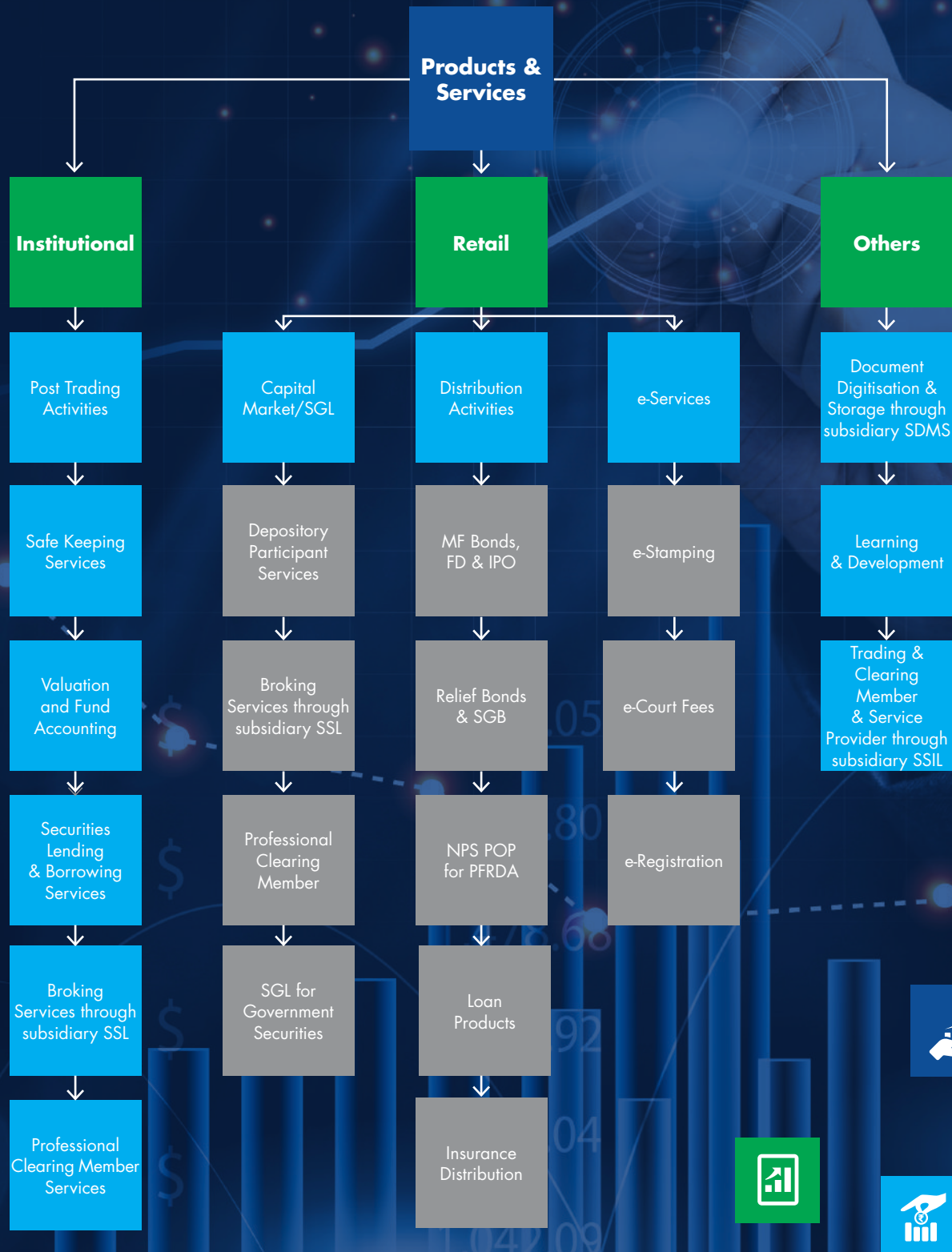
India's premier custodian offering holistic service spread

KEY NUMBERS

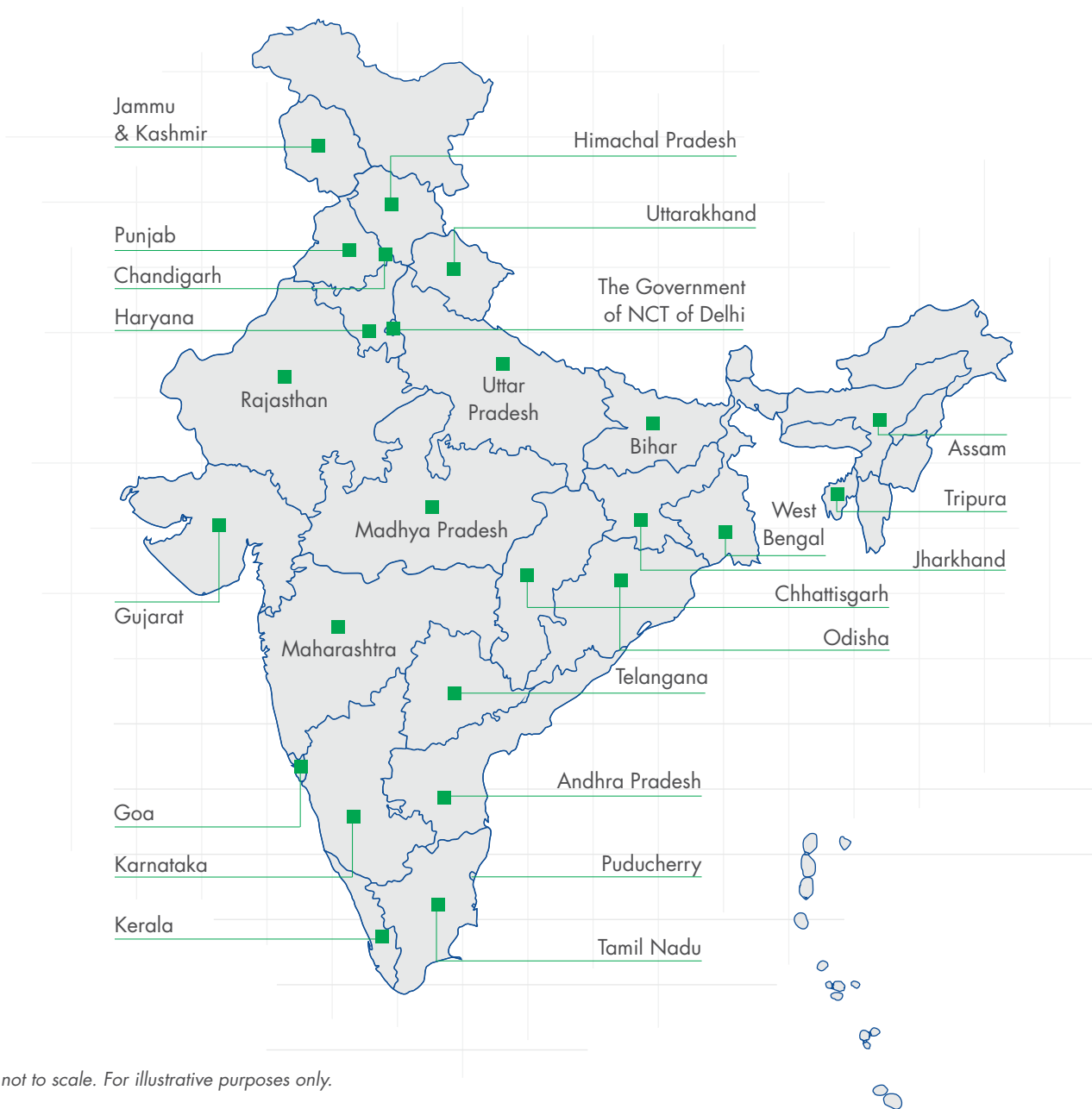
 **200+**
Number of Branches

 **23**
States and Union Territories covered

SNAPSHOT OF PRODUCTS & SERVICES



EXPANDING PRESENCE



Map not to scale. For illustrative purposes only.

Website Analysis - Stockholding.com

Particulars	2021-22	2022-23	% Change
Page Views	1,07,92,782	1,11,27,917	3.11%
Female Audience	1,78,498	2,94,015	64.72%
Male Audience	4,98,737	7,14,836	43.33%

Traffic as per age on Website

Age	2021-22	2022-23	% Change
18-24	1,28,793	2,00,989	56.06%
25-34	1,80,432	2,45,583	36.11%
35-44	1,14,011	1,41,174	23.82%
45-54	89,923	1,15,256	28.17%
55-64	70,765	93,379	31.96%
65+	54,153	69,462	28.27%

There was an increase in traffic throughout all branches and across the website. Our site had a 59% growth in new visitors, with the majority being from the younger age groups, with 18-24 users growing by 56% and 25-34 users rising by 36%.

MILESTONES

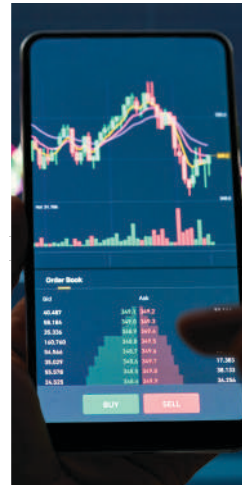
1988

- First Custodian of Securities



2005

- Broking Services




2018

- GIFT-IFSC – Broking and Clearing Gold Custody



1998

- Retail Business by offering Demat Services



1996

- First Depository Participant



2012

- Government Business viz., e-Registration & e-Court Fees

2020

- GIFT-IFSC – Custody Branch



1993

- On-boarded the first FI – Morgan Stanley



2007

- Government Business e-Stamping
- Document Management & Digitisation Solutions




2022

- Highest Income and PAT so far



1994

- Promoted National Stock Exchange of India Limited



DIVERSIFIED PRODUCT & SERVICES PORTFOLIO



E-SERVICES: E-STAMPING, E-REGISTRATION AND E-COURT FEE

The Ministry of Finance, Government of India, has licensed StockHolding to function as a Central Record-keeping Agency (CRA) towards creation and implementation of an electronic method of stamp duty collection. e-Stamping is a web-based system for non-judicial stamp duty payment and collection. As on March 31, 2023, StockHolding's e-Stamping services were operational in 23 States and Union Territories. During FY 2022-23, e-Stamping agreement was renewed in the Union Territory of Puducherry and Andaman and Nicobar. e-Stamping agreement was executed with Govt. of Manipur and Govt. of Arunachal Pradesh.

13.37 crore
e-Stamp certificates issued
in FY 2022-23

e-Court fee services were operational in 17 States and Union Territories as on March 31, 2023. During FY 2022-23, e-Court fee was launched in Meghalaya and the e-Court fee agreement has been renewed in the States of Punjab and Uttar Pradesh.

5.05 crore
e-Court fee receipts issued
in FY 2022-23

StockHolding is providing e-Registration fee services in Himachal Pradesh, Delhi, Rajasthan, Punjab, and Chandigarh. e-Registration Fee Agreement was executed in the Union Territory of Ladakh and with the Govt. of Andhra Pradesh and Govt. of Arunachal Pradesh.

16.43 lakh
e-Registration fee receipts
issued in FY 2022-23
(across 6 states)



Digital Stamp Duty Payment
Safe, Secure and Convenient

e-Stamping
Electronic Mode of Stamp Duty Payment

- Round the clock availability
- Digital payment options
- Online verification

Increasing Financial Literacy in India, along with Safety and Security of Investments since 1986



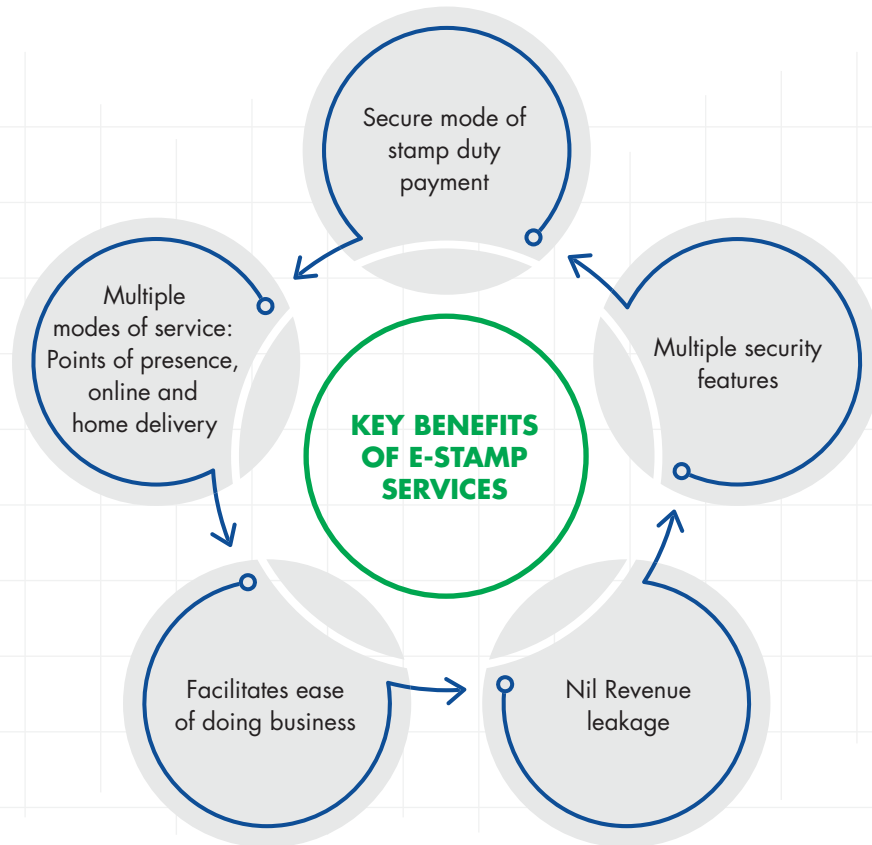

Get your e-Stamp certificate verified in 3 easy steps

- Step 1** Visit shilestamp.com
- Step 2** Click on Verify e-Stamp Certificate
- Step 3** Fill in information such as
 - State
 - Certificate No.
 - Type of Stamp Duty (Document Details)
 - Certificate Issued date

Or verify your e-Stamp Certificate by scanning the barcode using e-stamping mobile app. Download e-Stamping Mobile APP from Google Play/App Store.

Increasing Financial Literacy in India, along with Safety and Security of Investments since 1986





DEPOSITORY PARTICIPANT BUSINESS

Since 1998, StockHolding has provided Depository-related services to Retail, HNI, Corporate, and Institutional customers on both NSDL and CDSL. StockHolding is also enlisted as a Repository Participant with NERL and CCRL for holding commodities in electronic form. For several years, StockHolding has been recognised as the top Depository Participant with the highest Assets Under Custody (AUC).

WORLD INVESTOR WEEK
10th October to 16th October

Here's a **missing piece** to plan your **future goals!**

DEMAT ACCOUNT

Increasing Financial Literacy in India, along with Safety and Security of Investments Since 1986

StockHolding

75 Azadi Ka Amrit Mahotsav



PROFESSIONAL CLEARING MEMBER SERVICES (PCM)

StockHolding is a PCM of the National Stock Exchange (NSE), Bombay Stock Exchange (BSE), and Multi Commodity Exchange (MCX) Derivative Market dealing in Futures, Options, Interest Rate Futures, Interest Rate Options, Commodity and Cash segment. The Company's cutting-edge in-house Back Office systems and processes meet the clearing, settlement, collateral, and risk management needs of diverse companies in this market.



DISTRIBUTION OF THIRD PARTY PRODUCTS (TPP BUSINESS)

StockHolding distributes Third Party Products such as 54 EC Capital Gain Bonds, Secondary Market Bonds, Fixed Deposits, Debentures, NCDs, equity/debt/balanced Mutual Fund schemes, IPOs and so on. These products are sold to retail investors, high-net-worth individuals, corporations, and institutional customers. StockHolding's powerful Business Associate System aids in product promotion and distribution regardless of its physical presence.



MUTUAL FUNDS

As an AMFI Registered Mutual Fund distributor, StockHolding promotes Mutual Fund Investments via its branches and online channel. It has collaborated with AMFI-MFU and BSE Star Platform (FundFinder) for rolling out two online Mutual Fund platforms.



FIXED INCOME PRODUCTS

StockHolding provides Fixed Deposit investments via the online, offline, and Business Associate (BA) network. The system offers online access to both existing and non-StockHolding clients. BAs can also direct their consumers to invest over the Internet, helping StockHolding to expand its reach and manage cost efficiency.

StockHolding distributes Fixed Deposits from Top Rated organisations that include Housing Finance Companies and Corporates. It also distributes Capital Gain Bonds from all three issuers [Indian Railway Finance Corporation, Rural Electrification Corporation Ltd, Power Finance Corporation] currently authorised to issue bonds, and highly rated NCD offerings from Corporate and NBFC's.

StockHolding distributes all IPO/FPO through the branch network, online route and BA Network.






NATIONAL PENSION SYSTEM

StockHolding is registered with PFRDA as a Point of Presence (POP) for offering National Pension System (NPS) services to organised and unorganised sectors. It offers retirement solutions under NPS Corporate Model to corporate employees. As per the provision of PFRDA, eligible corporates can join the NPS Corporate Module through StockHolding. Corporates wanting to distribute and promote NPS business can join StockHolding as POP-Sub Entity (POP-SE).

1,380+

Number of Corporates registered with StockHolding as on March 31, 2023

12

Number of Corporates registered with StockHolding as POP-SE as on March 31, 2023

Plan your retirement while you earn
Invest in NPS

nps national pension system

pfrda

nps दिवस
A day for pension planning

To know more about NPS visit our website or nearest branch
@PFRDAOfficial | NPS-National Pension System | @PFRDAOfficial

Increasing Financial Literacy in India, along with Safety and Security of Investments since 1986

StockHolding®

Make every occasion a celebration with gold.
Invest in Sovereign Gold Bonds today.

2.5% p.a Interest | ₹ 50/- Online Discount
Zero storage cost | Capital Gain Tax Exempt

SOVEREIGN GOLD BONDS

Rate for offline
Rs. 5,611/gram
Rate for online
Rs. 5,561/gram

Tranche 2022-23 Series IV, opens from 6th March, 2023
Dates of Subscription - 6th March - 10th March, 2023

Increasing Financial Literacy in India, along with Safety and Security of Investments since 1986

StockHolding®



SOVEREIGN GOLD BOND (SGB)

StockHolding is the only non-banking company that distributes the Reserve Bank of India issued SGBs on behalf of the Government of India, apart from Post Offices and Stock Exchanges. SGB can be purchased by paying the issue price in Indian Rupees and is based on the simple average closing price of gold of 999 purity (announced by IBSA) over the previous three working days. With no storage risk, interest on SGB gets paid half yearly and individuals get capital gains tax exemption upon its redemption.



FLOATING RATE SAVINGS BONDS (TAXABLE)

RBI has designated Stock Holding as the only non-banking entity to offer this product in the dematerialised form. Investment in Floating Rate Bonds is a risk-free investment with good returns. These bonds are attractive investment options in times of volatility and otherwise too.

Stock Holding is recognised by RBI as the sole non-banking firm for offering Floating Rate Savings Bonds in dematerialised form. These bonds are low risk and high return investments.

Overcome inflation hurdles
Invest in

7.15% p.a.
FLOATING RATE SAVINGS BONDS

Increasing Financial Literacy in India, along with Safety and Security of Investments since 1986

Move up in life faster
Avail of an easy Loan Against Securities

Increasing Financial Literacy in India, along with Safety and Security of Investments since 1986



LOAN AGAINST SECURITIES

To meet contingencies and other personal needs, Stock Holding helps shareholders to get loans against their shares. This is done through Stock Holding's tie-ups with reputed loan finance institutions at the most competitive interest rates. It also assists in documentation and processing, to speed up the process.

Stock Holding assists shareholders in obtaining loans against their shares to pay contingencies and other personal requirements. Also, it undertakes documentation and processing helping speed up the process for its investors. Stock Holding's strategic alliances with reputable credit finance institutions at the most competitive interest rates aid this process.





INSURANCE DISTRIBUTION

Since 2016, StockHolding is registered as an Insurance Corporate Agency (Composite). It offers insurance schemes across Life, General and Health insurance and is currently enlisted with the following entities.

Currently, the Corporation is a Corporate Agent of Life Insurance Corporation of India, ICICI Prudential Insurance Company Limited, HDFC Life Insurance Co. Ltd for life insurance products; The New India Assurance Co. Ltd, ICICI Lombard General Insurance Ltd, HDFC ERGO General Insurance Co. Ltd for General Insurance Products and Star Health and Allied Insurance Co. Ltd, Care Health Insurance Co. Ltd., and ManipalCigna Health Insurance Co. Ltd for health insurance products.

StockHolding is one of the "Corporate Agents" which have obtained ISNP licence for setting up Online Portal for Insurance sales in all the three segments viz. Life, General and Health. Online Insurance portal has about 50 Insurance schemes spread across Life, General and Health Insurance. StockHolding has a module for Point of Sales Persons (POSP) which would help to conduct training and certification of Individual Business Associates to become our POSP and to sell POS schemes under Corporate Agency Code.



1,494

Number of valid regulatory certifications cleared by Employees as on March 31, 2023



Owing to the insurance initiatives undertaken during FY 2022-23, StockHolding's premium mobilisation grew at a robust 41% over 25% growth in FY 2021-22. As on March 31, 2023, all StockHolding branches have solicited insurance.



CUSTOMER RELATIONSHIP MANAGEMENT

StockHolding's digitally-enabled Customer Relationship Management (CRM) solution supports offering customised customer experience. The comprehensive digital transformation programme will help StockHolding provide a multichannel customer experience while increasing employee productivity and customer service offerings.





CUSTODIAL SERVICES

Since 1988, StockHolding has spearheaded Custodian Services in India. With extensive market expertise and experience, it provides a wide spectrum of products and customised service solutions to meet changing needs of customers.

For its institutional and other non-individual category clients, StockHolding's products and services include custodial services for all Securities and Gold, Post Trade Settlements, Corporate Actions, Valuation and Fund Accounting, Securities Lending and Borrowing Services, Securities Escrow Services, Collateral Management & PCM for derivative deals and web-based customised reporting. Further, StockHolding provides registration and custodial services to Foreign Portfolio Investors as a Designated Depository Participant (DDP).

Under Sec 17 f (5) of US SEC Regulations, StockHolding holds a "No Action Letter" allowing it to provide custody services to US-based funds. Operating a dedicated team with a single point of contact helps StockHolding promote speedier account setup, undertake hassle-free transactions, and complete handholding always. Its reliable proprietary systems/software adhere to local regulations and can be customised to suit customer needs inculcating an automated and customised reporting. StockHolding's strategic partnerships, infrastructure, manpower, systems, assorted product and service offerings and its expertise in the Capital Market domain give it the needed flexibility to scale its business and achieve accelerated growth.



GIFT-IFSC – CUSTODY BRANCH

StockHolding GIFT-IFSC branch has obtained membership as a Depository Participant from India International Depository Ltd (IIDL) Depository in IFSC and as a PCM of the Clearing Corporations of India INX, NSE IFSC and Bullion Exchange. As an international jurisdiction custodian, StockHolding offers service to clients related to their investments at GIFT and investments in Global and Indian Markets. StockHolding continues to provide superior customer service for enhancing the customer experience including seamless on-boarding and local client support.



STOCKHOLDING SUBSIDIARIES

StockHolding Services Limited (SSL) [formerly known as SHCIL Services Limited (SSL)]

In the status of an Authorised Person, StockHolding provides Broking services through its wholly-owned subsidiary StockHolding Services Limited (SSL) [formerly known as SHCIL Services Ltd. (SSL)]. Broking services cover Cash, F&O Segment (NSE and BSE), Currency Derivatives Segment of NSE and Commodity Segment. These services include Internet-based Trading, Margin Trading Facility, Mobile Trading and Mutual Funds Trading via BSE Star MF platform among others.

SSL has implemented an integrated Online Trading System viz., "StockNidhi" (Web platform), "StockFin" (MobileApp) & Back Office System for Customer convenience. Digital on-boarding system has been launched for seamless account opening of discount broking clients under the brand of Sharepa.

StockHolding Document Management Services Limited (SDMS)

StockHolding Document Management Services Limited (SDMS), a wholly-owned subsidiary of StockHolding offers data management services to clients across both offline and online platforms. SDMS is the only government institution offering complete DMS services like digitisation, physical and digital storage, hosted solutions, and various tech-led solutions.

StockHolding DMS completed a prestigious Digitisation Pilot Project of Hon'ble Lok Sabha. StockHolding DMS continues to cater to 4 High Courts in the country (Hyderabad, Chhattisgarh, Gauhati and Allahabad and its bench at Lucknow), Regulatory bodies and other premier Clients in the BFSI sector.

StockHolding Securities IFSC Limited (SSIL)

StockHolding Securities IFSC Limited (SSIL), established in 2018 in GIFT City, Gujarat is a wholly-owned subsidiary of Stock Holding Corporation of India Limited. SSIL is registered with SEBI as a clearing and trading member. It is also a member of the exchanges and depository at GIFT-IFSC.

- The Company commenced its business as a Trading & Clearing Member of the India International Bullion Exchange in July 2022. The Company has entered into a Business Partner arrangement for a referral tie-up with India INX Global Access IFSC Limited, a Special Purpose Vehicle of India INX which provides a centralised platform to route orders to multiple international exchanges whereby SSIL would refer its customers wanting to trade on global exchanges through the Liberalised Remittance Scheme (LRS) of RBI.



DIGITAL TRANSFORMATION

StockHolding continued to enhance its digital capabilities during the year for providing superior customer experience.

KEY DIGITAL INITIATIVES FY 2022-23

- StockHolding Products and Services made available across platforms including Website and Mobile App with 24X7 access to device-agnostic solutions.
- Online on-boarding and investment modules made available across product offerings with in-built features of PAN verification, KRA, CKYC and Aadhaar-based e-KYC, Geo-location, Live Photo, e-Sign and instant payment for offering seamless client experience.
- Customer-centric solutions like ChatBot, Co-Browse, Branch Locators etc. made available for client convenience.
- Upgraded Online Solutions across Channels and Social Media presence for increased business outreach.

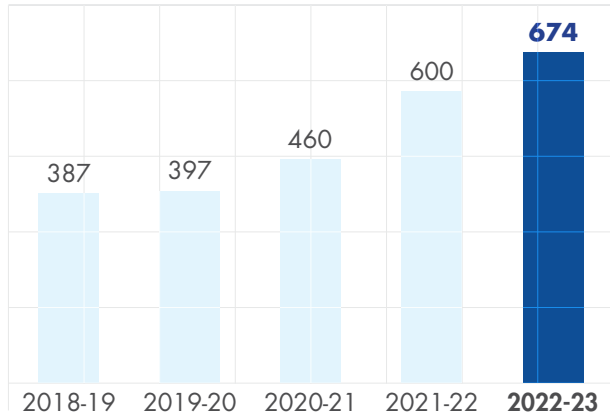


CONSISTENT PERFORMANCE

STANDALONE PERFORMANCE

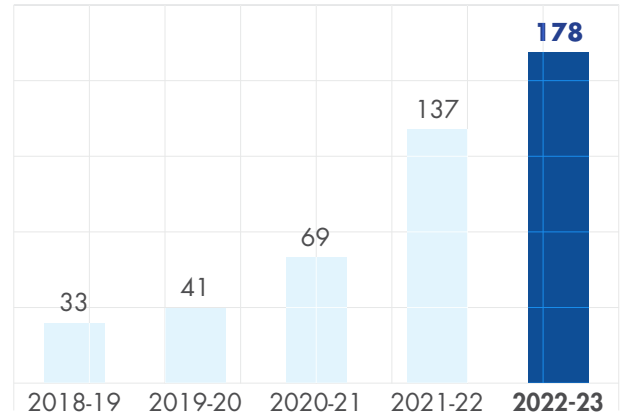
INCOME

(₹ in crore)



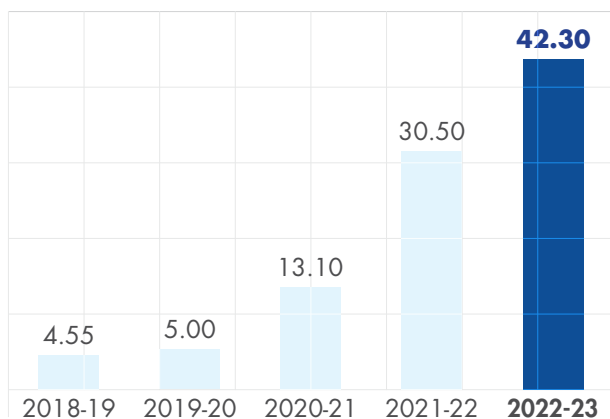
PAT

(₹ in crore)



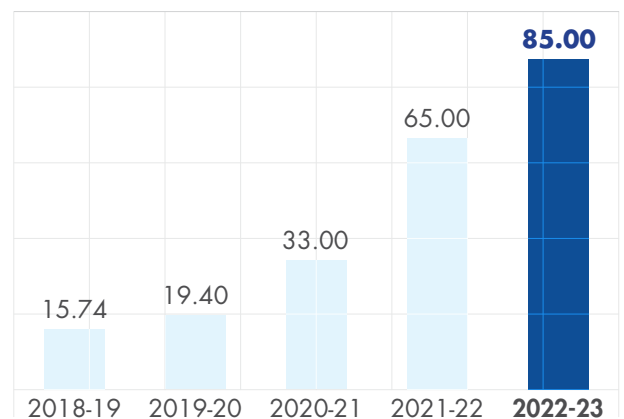
DIVIDEND PER SHARE

(₹)



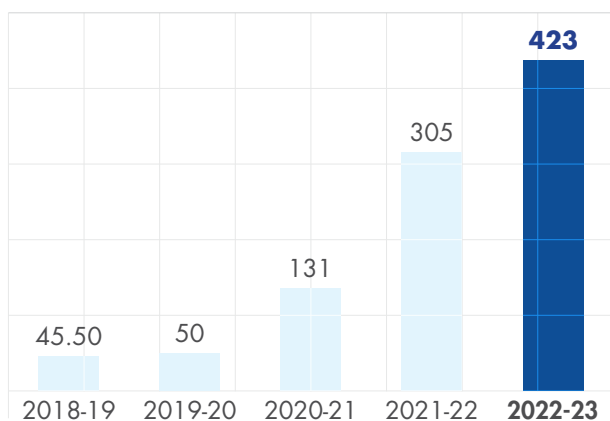
EARNINGS PER SHARE

(₹)



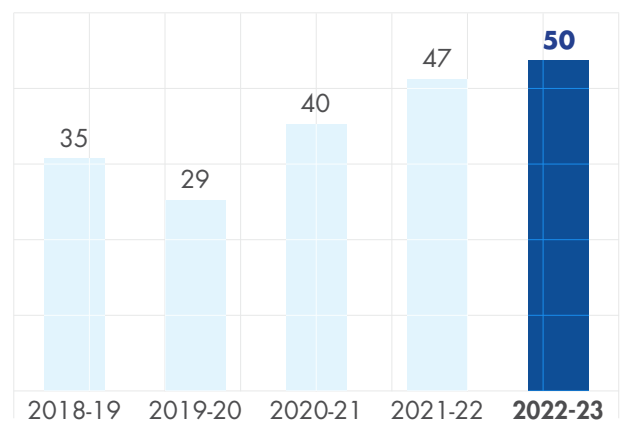
DIVIDEND DECLARED

(%)



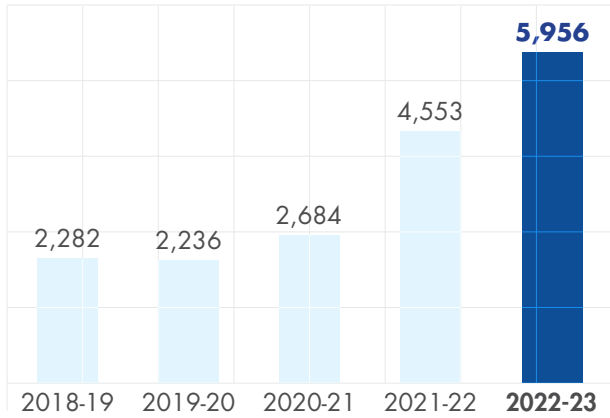
DIVIDEND PAYOUT

(%)



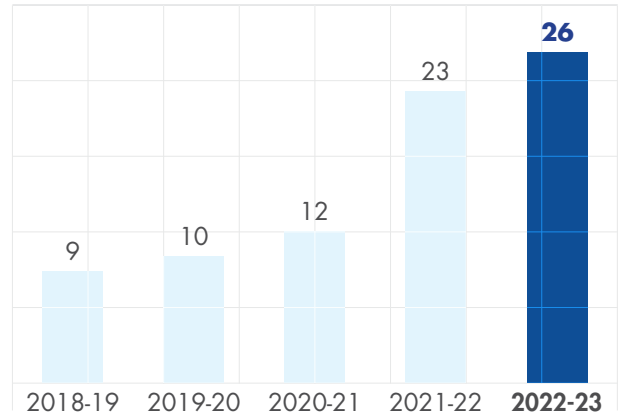
NETWORTH

(₹ in crore)



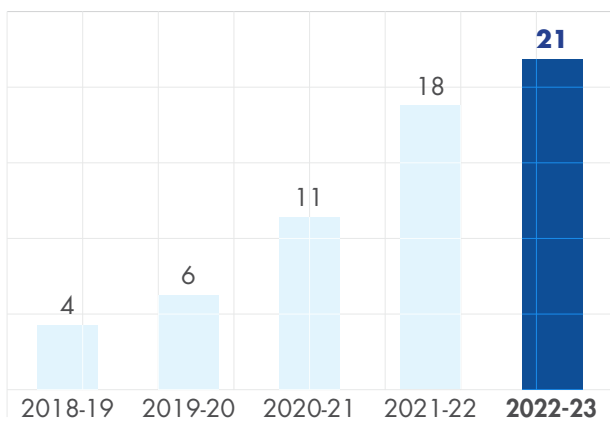
NET PROFIT RATIO

(%)



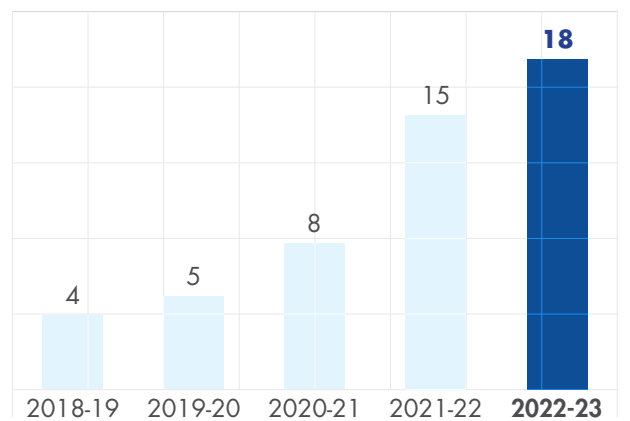
RETURN ON CAPITAL EMPLOYED RATIO (EXCL. FAIR VALUE GAIN)

(%)



RETURN ON INVESTMENT ON NETWORTH (EXCL. FAIR VALUE GAIN)

(%)



MESSAGE FROM THE CHAIRMAN



“ StockHolding saw robust growth of 24% in our e-Court fee services business with 5.05 crore receipts issued during FY 2022-23 over 4.08 crore receipts issued in the previous year. ”

Dear Stakeholders,

It is my privilege to write to you and present the annual report of Stock Holding Corporation of India Limited (StockHolding) for FY 2022-23.

During FY 2022-23, the global economy faced headwinds from the banking sector turbulence in some advanced economies, which unravelled financial stability issues. The global economy slowed down and growth projections were pruned across countries in view of the high inflation, tight financial conditions and geopolitical conflicts. Amidst this volatility, the financial services sector in India remained healthy and financial markets evolved in an orderly manner. India's economic activity remained resilient and real gross domestic product recorded a growth of 7.2% in FY 2022-23.

Against this backdrop, StockHolding has been charting its growth path while forging itself as an integral part of the financial ecosystem in India. During FY 2022-23, its e-Stamping business which was operational across 23 States and Union Territories as on March 31, 2023, continued its upward business trajectory mobilising an amount of ₹ 53,132 crore in FY 2022-23, an increase of 34% over ₹ 39,672 crore mobilised in FY 2021-22. StockHolding issued 13.37 crore e-Stamp certificates during

FY 2022-23 compared to 10.98 crore e-Stamp certificates in the previous year. StockHolding continued to expand its e-Stamping services footprint and renewed e-Stamping agreement in the Union Territory of Puducherry and Andaman and Nicobar while executing new agreements with the Government of Manipur and Government of Arunachal Pradesh.

StockHolding also saw robust growth of 24% in its e-Court fee services business with 5.05 crore receipts issued during FY 2022-23 over 4.08 crore receipts issued in the previous year. The service was operational in 17 States and Union Territories as on 31st March 2023. The year also saw the launch of the e-Court fee service in Meghalaya and e-Court fee agreement renewal in Punjab and Uttar Pradesh. Likewise, its e-Registration business recorded growth of 15%.

During the year, StockHolding introduced Data Analytics to identify potential investors for cross-selling and up-selling of products. StockHolding continues to expand its product offerings and upgrade service standards to enhance its customers' experience.



StockHolding's performance and growth trajectory is reflected in its financials. Its total income and net profit increased to ₹ 674 crore and ₹ 178 crore, respectively, from ₹ 600 crore and ₹ 137 crore reported in FY 2021-22, representing an increase of 12% and 30% respectively.

I am pleased to inform you that the Board of StockHolding recommended a total dividend of ₹ 42.30 per equity share for FY 2022-23 (423%) inclusive of an interim dividend of ₹ 23.50 crore per equity share (235%).

The subsidiaries of StockHolding have also been exploring new business opportunities. I am proud to inform you that StockHolding Document Management Services Limited (SDMS) has bagged and is presently implementing the Sahara-CRCS Refund Portal, a project of national importance envisioned by the Ministry of Cooperation for refund of genuine claims of depositors of the Sahara Group cooperative societies.

During FY 2022-23, StockHolding Services Limited (SSL) has successfully launched its new integrated trading platform which operates on a cloud-based S-a-a-S model. This is a first-of-its-

kind model in Indian Retail Equity market space. SSL has also launched its fully automated DIY discount broking platform.

As a responsible corporate citizen, StockHolding has upped its focus on Environmental, Social and Governance (ESG) practices during FY 2022-23. You will be pleased to note that, while it is not mandatory, StockHolding has voluntarily included in the Annual Report for FY 2022-23 a Sustainability Report as well as Business Responsibility & Sustainability Report (BRSR).

As StockHolding embarks on a promising future, it assures you of its commitment to offer world-class solutions to its esteemed customers and the nation at large.

I take this opportunity to thank all our stakeholders for their continued support and confidence in StockHolding.

Yours Sincerely,

Manoj Mittal
Non-Executive Chairman

BOARD OF DIRECTORS



MANOJ MITTAL

Non-Executive Chairman

Mr. Manoj Mittal, MD & CEO – IFCI Limited is a B. Tech, MA Economics, PGDBM, CAIIB and has a track record of over 3 decades in propelling organisational growth and profitability through strategic leadership, multi-functional expertise, building / optimising organisational processes.

He has worked as a Deputy Managing Director at Small Industries Development Bank of India (SIDBI) from 2016 to 2021 where he was closely involved in the development of ‘SIDBI Vision 2.0’ and its successful implementation to make the Bank emerge as a financially stronger impact institution.

He also has comprehensive experience in design, management and impact evaluation of various sustainability and developmental programs funded by multilateral agencies of the Government of India.



SACHIKANTA MISHRA

Non-Executive Director

Mr. Sachikanta Mishra is a post graduate in Mathematical Economics and is currently working as Executive Director in IFCI Limited. Mr. Mishra has over 20 years of experience in various fields like Macromodelling, Corporate Advisory, Risk Management, Project financing, corporate finance etc.



PRASOON

Non-Executive Director

Mr. Prasoon, Executive Director, IFCI Limited is an Electrical Engineer and holds a Post Graduate Diploma in Management (Energy) from Management Development Institute, Gurgaon, Haryana. He is a Chartered Associate of the Indian Institute of Bankers (CAIIB) and a Fellow of The Institute of Engineers (India).

He has experience in the consolidated Treasury and Investments, Corporate Accounts and Taxation and Resources departments. He also has experience in handling IT, Corporate Planning & Consultancy Services, Credit & Collection departments, etc.



VASANTHA GOVINDAN

Non-Executive Director

Ms. Vasantha Govindan holds a Bachelor’s degree in Commerce from Bangalore University and has completed her Post Graduation in Business Management. She has more than two decades of experience in the area of Finance, Capital Markets and Fund Management in UTI Asset Management Co. Ltd. She is currently in her role as CEO managing the activities of the Specified Undertaking of UTI (SUUTI) owned by the Government of India. She has also represented the interests of the SUUTI on the Board of Directors of SUUTI promoted companies.

**BIJOY S MISHRA***Non-Executive Director*

Mr. Bijoy S Mishra is a MA in Political Science. During his career in LIC, he had handled various assignments and worked in different departments in various capacities. He took

charge as Executive Director on promotion on 16th June, 2020 and as Zonal Manager Western Zone on 2nd March 2022. Mr. Mishra retired from the services of LIC as a Zonal Manager with effect from April 30, 2023.

**TITUS FRANCIS MALIAKKAL***Non-Executive Director*

Mr. Titus Francis Maliakkal is a Graduate in Commerce and a Chartered Accountant. He is also a Fellow of the Insurance Institute of India. Mr. Maliakkal joined The

New India Assurance Co. Ltd. (NIA) as a Trainee in the year 1987. He has worked at various capacities at Mumbai Regional Office, Central Accounts Dept., Baroda Regional Office, Reinsurance Account Dept., Corporate Finance & Accounts Dept., at Head Office of NIA. In the years between 2007 and 2011, Mr. Maliakkal was posted at Tanzania. Currently, he is the Whole Time Director (WTD) and Chief Financial Officer [CFO] at NIA.

**ASHOK KUMAR MOTWANI***Independent Director*

Mr. Ashok Kumar Motwani is a CAIIB, holds a Masters Degree in Business Administration and has over 30 years of experience in diverse areas, such as

investment and corporate banking, project advisory, structured finance, debt syndication etc.

Mr. Motwani served as the CGM, IDBI Bank before opting for premature retirement to join Beacon Trusteeship Ltd as its Chairman & Managing Director. During his tenure with IDBI Bank, Mr. Motwani had been with IDBI Trusteeship Services as MD & CEO and was also deputed to Stock Holding Corporation of India Limited (StockHolding) as MD & CEO from May 2011 till July 2014.

**ANIMESH CHAUHAN***Independent Director*

Mr. Animesh Chauhan holds a B.Com. and JAIIB (IIBF, Mumbai). He was the Managing Director & Chief Executive Officer of the Oriental Bank of Commerce for the period December

2014 to June 2017. He is a seasoned banker with 38 years of experience in various leading capacities. He joined the Central Bank of India on his elevation as Executive Director in August 2013 and he oversaw the portfolios such as Retail Banking, Information Technology, Transaction Banking, Priority Sector, MSME and Recovery. He was also serving on the Board of Canara HSBC Oriental Bank of Commerce Life Insurance Co. Ltd, India Infrastructure Finance Company Limited, Indian Institute of Banking & Finance and has been a member of the Indian Bank Association and National Institute of Banking Studies and Corporate Management. Mr. Animesh Chauhan is presently a Director on Board of various entities.

BOARD OF DIRECTORS (as on May 12, 2023)



Mr. Manoj Mittal - Non Executive Chairman (**sitting in center**) along with Ms. Vasantha Govindan and Ms. Madhulika Bhaskar, Directors (**sitting from left to right**) Mr. Bijoy Sankar Mishra, Mr. Ashok Kumar Motwani, Mr. Animesh Chauhan, Mr. Sachikanta Mishra and Mr. Prasoon, Directors (**standing from left to right**)

MANAGEMENT TEAM



Mr. Prabhat Dubey - AVP, Mr. Amit Dassi - VP, Mr. Shreekant Patwardhan - VP, Mr. Srikant Paripelley - VP, Mr. Vinay Purohit - AVP (CFO), Mr. Manoj Parida - Chairman - CoE, Mr. Shashikant L. Nayak - VP & Company Secretary, Mr. Sanjay Pote - MD & CEO (SSL), Mr. Umesh Punde - SVP, Mr. Jagdish Thakur - SVP (**standing from left to right**) Ms. Sarla Menon - AVP, Ms. Dalani Muckaden - AVP, Ms. P. Sreelakshmi - MD & CEO (SDMS) and Ms. Vibha Doshi - AVP & CRO (**sitting from left to right**)

ABOUT SUSTAINABILITY REPORT

Sustainability is a focus area for StockHolding, and our core values guide our **Environmental, Social and Governance (ESG)** practices.

ESG framework helps in assessing an organisation's business practices and performance on various sustainability, ethical and governance issues. While these factors are typically non-financial performance indicators, ESG initiatives ensure accountability and the implementation of systems and processes to manage impacts like carbon footprint and stakeholder relationships. These efforts additionally contribute to broader business sustainability, aligning companies for long-term success through responsible corporate management and business strategies.

StockHolding is committed to positively impact the environment, employees, customers, community, etc. while creating long-term value for its stakeholders. StockHolding strives to integrate sustainability into all aspects of business, it believes that transparency and accountability are key to driving positive change. For StockHolding, sustainability is a continuous process. The ethos of sustainability is embedded in its corporate strategy

and regular business operations. StockHolding's sustainability strategy is built on the concept of 'triple bottom line': people, planet, and profit. StockHolding recognises the interdependence of these three pillars and believe that responsible growth must take place in a way that is socially equitable, environmentally sustainable, and financially viable over the long term. The goal is to create a better future for all, where economic prosperity is achieved without compromising the health of the planet or the well-being of its people.

This report highlights the positive impact of StockHolding's ESG practices over the years with a focus on the initiatives undertaken during FY 2022-23. Through this report, StockHolding is thrilled to share and proud to disclose its sustainability performance with all its readers. StockHolding will continue to release this report annually, henceforth.



SUSTAINABILITY SNAPSHOT

ENVIRONMENTAL

Over the years



PAPERS AND TREES SAVED

275 crore sheets and 2.3 lakh trees saved



CARBON FOOTPRINT REDUCED

Reduction in GHG by 13,500 metric tonne CE

FY 2022-23



SOLAR ENERGY

7 kWh solar energy generated



ENERGY EFFICIENCY

15% Power reduction through energy efficiency



WATER CONSERVATION

1,20,000 litres water treated and recycled



TREE PLANTATIONS

Trees planted through tree plantation drives



E-WASTE RECYCLED

E-waste 100% recycled



PLASTIC BAN

100% Single-Use plastic banned

Note: The estimated environmental impact of our initiatives has been assessed in accordance with GHG Protocol and industry best practices.

SOCIAL



POSITIVE SOCIAL IMPACT

Over 55,000 lives benefited directly & indirectly



TRAINED WORKFORCE

Over 90% of workforce trained



MULTIPLIER IMPACT

Imparted Awareness through Financial Literacy Programmes



GENDER DIVERSITY

Over 35% Women Workforce

GOVERNANCE



BOARD DIVERSITY

1 in 4 Board members are females, reflecting the gender diversity



100% COMPLIANCE

Compliance with all applicable regulations & guidelines

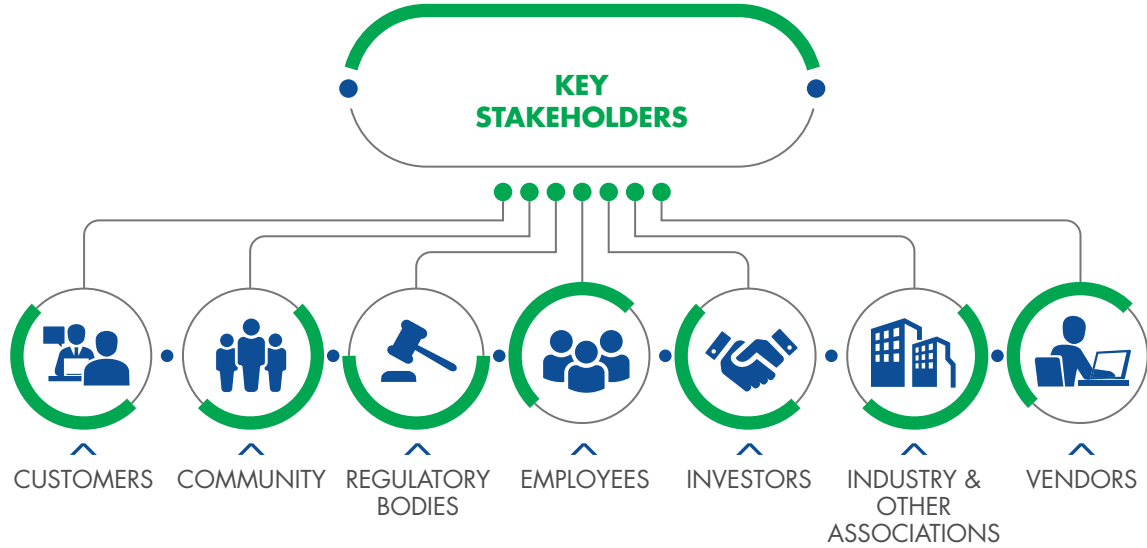


EFFECTIVE POLICIES

All policies are effective and in place for corporate governance purposes

STAKEHOLDER ENGAGEMENT

StockHolding is in active engagement with its stakeholders, both internal and external, on a regular basis. StockHolding recognises the importance of the inputs from its key stakeholders. The stakeholders help formulate StockHolding’s sustainability initiatives and commitments and hence, maximising impact of its endeavours as also creating value for its business.



MATERIALITY ASSESSMENT

In order to conduct an appropriate materiality assessment, StockHolding assessed and evaluated its business operations to identify the most important topics that could significantly impact the value creation for its stakeholders. Going forward, the materiality assessment will be further aligned with the ESG strategy and corporate goals of StockHolding. The key materiality assessment topics are as under:

CORPORATE GOVERNANCE & BUSINESS ETHICS

COMPLIANCE

TRANSPARENCY & DISCLOSURES

DATA SECURITY & CUSTOMER PRIVACY

CUSTOMER SATISFACTION

SOCIAL IMPACT

EMPLOYEE WELFARE

MANAGING ENVIRONMENTAL FOOTPRINT



CLIMATE CONSCIOUSNESS & ECO-EFFICIENCY

StockHolding is a climate-conscious and ecologically-efficient organisation. StockHolding is aware of the impact of human activities on the environment and recognises the need to take action to address climate change. In this regard, StockHolding has implemented a multipronged strategy to minimise its ecological footprint. The strategy includes specifically reducing our energy and water use intensity, increasing the consumption of recyclable materials, and maximising the use of renewable resources in its business operations. Several measures are taken to reduce StockHolding’s carbon footprint and make a positive impact on the environment.

Paper Reduction

StockHolding aims to positively impact the environment by boosting its digital initiatives and reducing the consumption of paper. StockHolding endeavours to achieve substantial reductions through its business of e-stamping, digital communications to customers, enhanced sensitisation to employees and vendors. There have been an estimated 69 crore e-stamping transactions over the years. Based on assessment

of business operations, with the e-stamping transactions and other digital initiatives, StockHolding has made a substantial reduction in the usage of paper, and hence, have had a positive impact in various spheres of the environment. Moreover, with increased consciousness and shift towards best practices, the positive impact on the environment is becoming more significant with each passing year.

Over the years [estimated impact]



Saved 275 crore paper sheets



Saved 2.3 lakh trees



Saved 350 million litres of water



Saved 56 GWh of Energy



Reduction in Green House Gases (GHG) by 13,500 metric tonne CE

FY 2022-23 [estimated impact]



Saved 50 crore paper sheets



Saved 43,000 trees



Saved 66 million litres of water



Saved 10 GWh of Energy



Reduction in Green House Gases (GHG) by 2,500 metric tonne CE

Water Conservation

To reduce the water footprint of the buildings, StockHolding has installed a sewage treatment plant at its Main Operations office at Mahape. StockHolding promotes water recycling and reuse by utilising this treated water for its gardening purposes.

In 2022-23, StockHolding treated and recycled approximately 1,20,000 litres of water at its plant.

 **1,20,000** litres
water treated and recycled



Solar Energy


Adoption of solar energy and energy-efficient building designs in StockHolding's main operations office at Mahape. StockHolding has installed rooftop solar panels. In 2022-23, 7 kWh solar energy was generated. StockHolding is in the process of enhancing the capacity of solar energy.

 **7** kWh
solar energy generated



Energy Efficiency Measures

- Automating energy management solutions for reduced energy consumption
- Retrofitting high energy consuming devices and equipment - StockHolding has replaced these with LED lighting and VRV/VRF air-conditioning systems
- Using recyclable, environment – friendly, energy-efficient IT products
- Energy efficiency at data centres

 **15%**
reduction in power consumption over a period of 5 years.



E-waste

Electronic waste, if not disposed properly, can cause the release of toxic substances in the environment and be harmful to human health. Hence, StockHolding disposes its e-waste in line with the recently enacted E-waste (Management and Handling) Rules, 2016. This also helps in extraction of valuable materials which can be reused.

In 2022, StockHolding recycled 354 units of Computer IT assets & accessories, i.e. 100% of its e-waste was disposed responsibly.

 **100%**

recycling of our disposed e-waste



Phasing Out Single-Use Plastic

StockHolding has taken measures to phase out single-use plastic in its offices and events pan-India, in accordance with the nationwide ban on identified Single-Use Plastic Items. All of StockHolding's officers and support staff have been given copper bottles and use of single-use plastic water bottles has been stopped. StockHolding has also tied up with an external agency for collection of plastic waste from its main operations office at Mahape, which is recycled.



Tree Plantation Drives

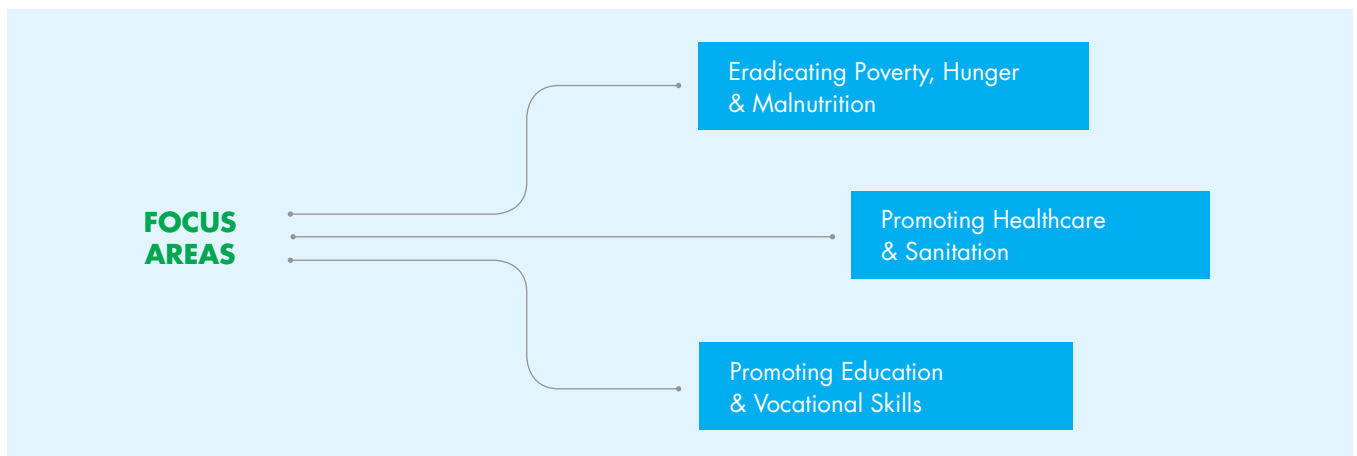
StockHolding has contributed towards nature conservation by undertaking tree plantation drives and distribution of free saplings.

From time to time, StockHolding has conducted numerous tree plantation drives.



NURTURING SOCIAL RESPONSIBILITY

StockHolding's socially responsible initiatives cater to both external and internal stakeholders. StockHolding endeavours to not only creating value for the stakeholders, but also generating a positive social impact for the overall community well-being. Through our well-structured programmes, StockHolding is making a significant difference in the lives of marginalised communities, leaving a lasting and meaningful impact. Further, StockHolding is also committed to the internal stakeholders - employees. StockHolding believes in creating a healthy work environment which is important while, promoting diversity and inclusion and respecting human rights. The policies, along with employee welfare events and programmes, aim to create a positive and constructive atmosphere for the employees.



IMPACT ACHIEVED: BRIDGE SCHOOLS

StockHolding has partnered with **Anchalika Jan Seva Anusthan (AJSA)** with the aim to improve literacy rates and to provide health and education facilities to tribal children in Bongomunda, Bolangir district, Odisha.

The Children's Learning & Development Centres (CLDC) cum Bridge Schools aim to bridge the gap in education and healthcare for children of migrant labourers. This joint initiative empowers children with the tools to break free from the cycle of poverty and pursue their dreams.

The programme has directly impacted **2,610 children, in which 50% are females, and has indirectly impacted 25,540 beneficiaries**. It currently covers 3 districts, 4 blocks, 10 GP's and 30 villages. It also **contributes to 6 SDGs** set by the UN. The 30 Bridge Schools cum CLDC have benefited around 1,500 tribal school dropout child labourers.



Project Saloni

Project Saloni is an initiative led by the Sarathi Development Foundation in Dewa block of Barabanki district, Uttar Pradesh, with grant support from us. The project targets adolescent girls aged 10–19 years, their families, and the wider community in 31 villages of the Barabanki district. It also covers 23 primary and upper primary schools, 79 schoolteachers, 20 Integrated Child Development Services (ICDS) workers, 21 Accredited Social Health Activities (ASHAs) and other stakeholders.

The project aims to engage, educate, and empower girls by addressing social stigmas, misconceptions, and myths associated with menstrual hygiene practices. The project establishes menstrual hygiene sanitary pad depots to secure the availability of sanitary pads within the community. It focusses on improving menstrual hygiene practices and promoting the overall health and well-being of adolescent girls in the target communities.

StockHolding's CSR grant which supported Project Saloni is directly impacting **4,122 beneficiaries**, including 2,531 adolescent girls, 1,449 children aged 6-14 years and 142 youth aged 19-24 years. It impacted **19,631 indirect beneficiaries** including women, parents, schoolteachers, ICDS workers, ASHAs and panchayat members. Thus, StockHolding's CSR grant, directly and indirectly, supports **23,753 beneficiaries across 30 villages through core interventions.**



Youths Union for Voluntary Action (YUVA)

YUVA works for gender equality & justice and empowers the socially excluded groups, physically and mentally challenged sections of the society in rural and urban areas to strengthen their education, health and livelihood. StockHolding has sponsored projects of YUVA for five consecutive years, working on issues involving life skill development, such as tailoring and embroidery, computer courses, etc. This has helped the female adolescent tribals to continue with their studies while contributing to their family income. YUVA has **impacted 3,500 lives, both directly and indirectly.**



Vivekanand Kendra

Vivekanand Kendra runs **75 schools** in the states of Arunachal Pradesh, Assam, Nagaland, Andaman, Tamil Nadu & Karnataka, about **210 Anandalaya (informal schools)** for dropout students, especially those of the labourers of Tea Gardens in Assam and about **100 'Balwadi'** in Arunachal Pradesh. The NGO had requested StockHolding for financial support to provide 30 bench desk sets meant for their schools in Liromoba village situated in West Siang district, Arunachal Pradesh. There are **1,600 people benefiting directly** from the contribution to the institution.



Tata Memorial Hospital



Stock Holding in the past, has made a donation towards the construction of residential premises for Tata Memorial Hospital.

For the past 10 years, it has also been running a free-of-cost bus service for the underprivileged cancer patients & their families from Dadar station in Mumbai to Tata Memorial Hospital, Parel.

There were **17,700 direct beneficiaries.**

Patamda College



Stock Holding has established a library and a computer lab at Patamda College, Jharkhand for the benefit of underprivileged children of the region. 2,500 people have benefited directly from the contribution.

Life Craft



Stock Holding has sponsored their projects for women empowerment and life skill development, preventive health care and sanitation in the tribal area of Jamshedpur in Jharkhand. There are close to 150 direct and 500 indirect beneficiaries.

SOSVA Training and Promotion Institute (STAPI)



Stock Holding has provided infrastructure, development support and life skill courses to the inmates at Yerwada Central Prison, Pune through the NGO.



Initiatives under Swachh Bharat Abhiyan

Stock Holding under its CSR initiatives had collaborated with Sulabh International to give effect to the Swachh Bharat programme of the Government by constructing toilets at the following locations:

- Dongri Remand Homes, Mumbai
- Shantaram Chaudhary School, Thane District
- Pragati Vidyalaya, Thane District
- Chembur Children’s Home, Mumbai
- Two Zilla Parishad Schools at Neral, Thane District
- Bal Kalyan Nagri, Mumbai
- Ladies Toilet at Open Prison, Yerwada
- Ladies Toilet at Village Kuani, Jharkhand



Hurt Foundation

Stock Holding had refurbished and started the defunct Industrial Training Institute (ITI) – it provides training to juveniles children of remand homes for courses in electrical, wireman and fitter in Mankhurd, Mumbai. There are more than 50 people who benefit from the contribution.



EMPLOYEE WELFARE INITIATIVES



OVER 90% OF THE WORKFORCE TRAINED



OVER 1,200 EMPLOYEES TRAINED – MORE THAN 10,000 MANHOURS OF TRAINING



EMPLOYEE ASSISTANCE PROGRAMMES



CELEBRATORY OCCASIONS – BIRTHDAYS, FESTIVALS, ETC.



APPRECIATION WEEK



SPORTING EVENTS



MEDICAL SUPPORT TO EMPLOYEES & FAMILIES



GOVERNANCE

StockHolding adheres to the highest standards of corporate governance for ensuring transparency and accuracy across its financial transactions, reporting and statements. The Board Members maintain utmost integrity while exercising their responsibility towards the business and stakeholders and avoid conflicts of interest. The governance framework also strives for inculcating diversity and inclusiveness among the Board of Directors and at the executive management level.



KEY INITIATIVES

- Maintaining the highest ethical standards of integrity, corporate governance and regulatory compliance. It encompasses compliance, internal control, risk management, information and cyber security, customer service and social/ environmental responsibility.
- Maintaining the highest degree of transparency and expediency during e-stamping, e-registration and e-court fees for ensuring better governance at the state level.
- Whistle Blower policy to empower and encourage stakeholders comprising employees, customers, suppliers, vendors, shareholders and other stakeholders to alert the Company about issues related to compromise/violation of code of conduct/ethical norms, legal or statutory provisions without fearing reprisal, retaliation, discrimination or harassment.

CONTRIBUTIONS TO SUSTAINABLE DEVELOPMENT GOALS

StockHolding endeavours to align sustainability and ESG initiatives to the United Nation’s Sustainability Development Goals (SDGs). StockHolding’s current activities and measures are broadly in conformity with the following SDGs as depicted below. Going forward, StockHolding would continue to deepen its impact and enhance contribution to the SDGs.



Board of Directors (as on September 26, 2023)

Manoj Mittal

Non-Executive Chairman

Sachikanta Mishra

Prasoon

Vasantha Govindan

Bijoy Sankar Mishra

Titus Francis Maliakkal

Ashok Kumar Motwani

Animesh Chauhan

Shashikant L. Nayak

Company Secretary

Statutory Auditors

M/s. G. D. Apte & Co.
Chartered Accountants, Mumbai

Central Internal Auditors

M/s. Kailash Chand Jain & Co.
Chartered Accountants, Mumbai

Main Operations Office

SHCIL House
P-51, TTC Industrial Area
Mahape, Navi Mumbai 400710.
Tel: 022-61778100-09

Registered Office

301, Centre Point
Dr. Babasaheb Ambedkar Road
Parel, Mumbai 400 012.
Tel: 022-61779400-09
CIN no.U67190MH1986GOI040506
Web: www.stockholding.com

Performance Highlights (on standalone basis)

(₹ in Crores)

	2022-23	2021-22
Earnings:		
Income from Operations	495	472
Interest & Dividend Income	161	105
Other Income	18	23
Total Income	674	600
Expenses:		
Operating Expenses	434	412
Interest & Financial Charges	3	3
Profit before Depreciation	237	185
Depreciation	27	23
Profit before Tax	210	162
Provision for Tax	36	26
Provision for Deferred Tax	-4	-1
Profit after Tax	178	137
Other Comprehensive Income	1,299	1,789
Total Comprehensive Income	1,477	1,926
Assets Employed:		
Net Fixed Assets	164	152
Non-Current Financial Assets	6,766	5,199
Other Non-Current Assets	24	36
Current Financial Assets	1,970	1,443
Other Current Assets	24	23
Less: Non-Current Liabilities and provisions	1,536	1,156
Less: Current Financial Liabilities	898	741
Less: Other Current Liabilities and provisions	558	403
Total Assets	5,956	4,553
Financed by:		
Share Capital	21	21
Reserves & Surplus	5,935	4,532
Total Funds	5,956	4,553
Key Indicators		
EPS (₹)	85	65
Dividend (%)	423%	305%
Networth	5,956	4,553
Book Value per Share (₹)	2,829	2,162

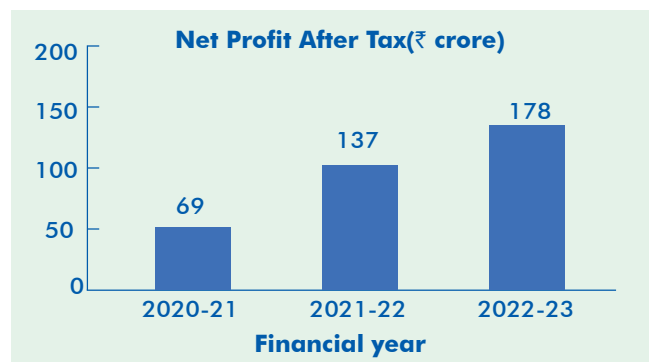
Directors' Report

To the Members

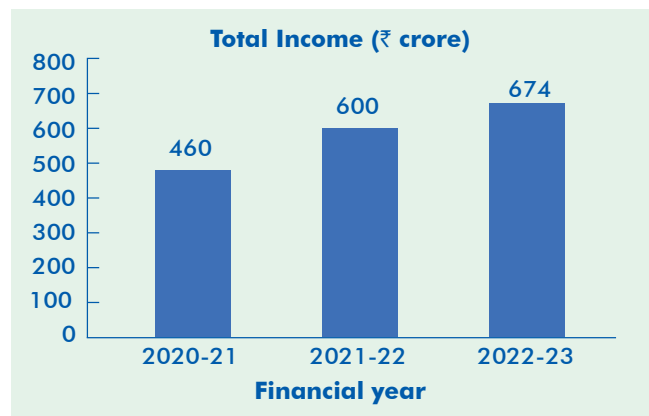
The Board of Directors are pleased to present the Thirty-sixth Annual Report of your Corporation along with the Audited Statement of Accounts for the financial year ended March 31, 2023.

FINANCIAL PERFORMANCE

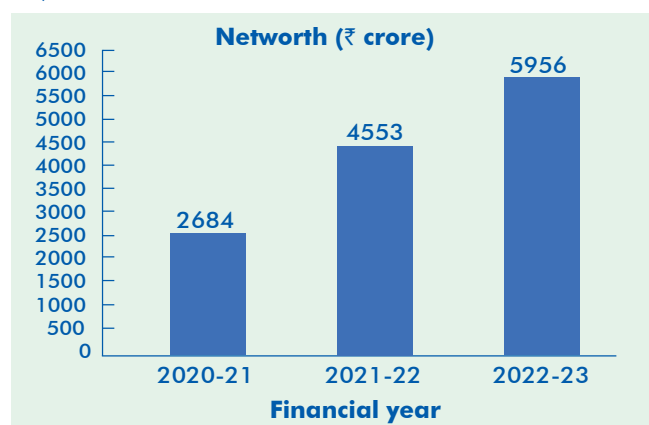
During the year, your Corporation earned Profit After Tax (PAT) of ₹178 Crores as against PAT of ₹137 Crores in 2021-22.



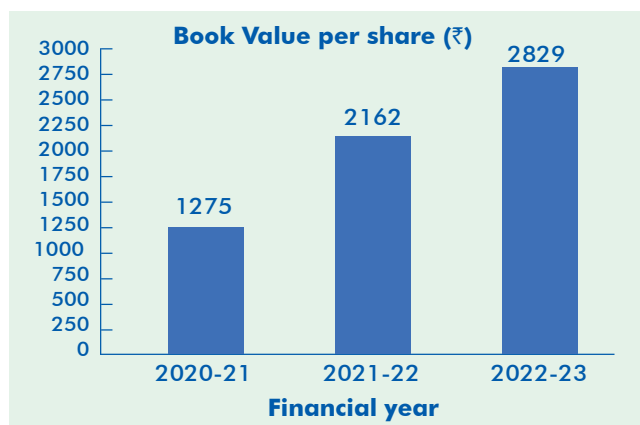
Your Corporation recorded a total income of Rs. 674 crore during FY 2022-23 as compared to Rs.600 crore during FY 2021-22.



The networth of your Corporation as on March 31, 2023 increased to Rs. 5,956 Crore from Rs.4,553 crore as on March 31, 2022.



The Book Value per share of your Corporation has increased to Rs. 2,829 as on March 31, 2023 as compared to Rs.2,162 as on March 31, 2022.



DIVIDEND

The Board of Directors of your Corporation are pleased to recommend for approval of the shareholders a final dividend of ₹18.80 per equity share (188%) for the financial year 2022-23. The final dividend is subject to the approval of the shareholders of your Corporation. The total dividend for the year together with an interim dividend of ₹23.50 per equity share (235%) paid earlier would be ₹42.30 per share (423%) for the financial year 2022-23.

The Corporation has transferred an amount of ₹52 crore and ₹13.66 crore towards contingency reserve and general reserve respectively.

ECONOMIC AND CAPITAL MARKET DEVELOPMENTS

Financial markets experienced bouts of volatility in 2022-23, as geopolitical tensions intensified, interest rate hikes by the US Fed turned aggressive and the global growth outlook deteriorated, dampening investors' sentiments. Equity markets in India, however, gained marginally, despite portfolio outflows and forex market pressures, reflecting India's growth resilience and rising investment in the market by domestic entities. Money market interest rates hardened during 2022-23, tracking the increase in the policy repo rate and the ebbing surplus liquidity conditions. Sovereign bond yields hardened in line with the monetary policy actions and changing inflation growth outlook; however, the extent of increase remained contained as compared to the sharp rise observed in bond yields in Asian Economy. Domestic equity markets moved lower in H1 of 2022-23 as the economic fall-out of geopolitical tensions, hawkish monetary policy stances by global central banks and mounting recession fears weighed on market sentiments. However, they recovered in early H2 and closed at an all-time high on December 1, 2022, buoyed by robust corporate earnings and inflows from foreign portfolio investors. Weak global cues amid

emergence of financial stability risks following the collapse of a few niche banks in the US and concerns about financial health of major financial service providers in Europe imparted volatility to the markets towards the close of the year.

FPI flows remained volatile during the year. FPIs made net sales of ₹43,943 crore in the Indian equity market during 2022-23 in comparison with net sales of ₹1.3 lakh crore in the previous financial year. Flows from mutual funds, however, remained supportive. Mutual funds made net purchases of ₹1.7 lakh crore on Indian stock exchanges in 2022-23. The ownership of FPIs in Indian equities (NSE-listed companies) had declined from the peak share of 23.3 per cent in March 2015 to 20.6 per cent by end of March 2023 as Domestic Institutional Investors (DII) inflows have outpaced FPI inflows. Commodity prices are also trading with softening bias as fears of growth slowdown dominate market sentiments.

Like many other economies, India also experienced a surge in inflation during 2022-23, primarily reflecting the impact of overlapping global supply shocks and pass-through of higher input costs. The sharp increase in global prices of crude oil, food, fertilisers and metals, along with renewed supply disruptions in the aftermath of the war, exerted broad-based price pressures during the first half of the year. As a result, inflation reached a peak of 7.8 per cent in April 2022. Following gradual normalisation of global supply chains, softening global commodity prices, targeted supply management measures by the government and successive hikes in the policy repo rate by the Reserve Bank, inflation moderated in the second half of the year. Overall, headline inflation increased to 6.7 per cent in 2022-23 from 5.5 per cent in 2021-22.

Despite prolonged geopolitical tensions and slowing global trade, India's merchandise exports touched US\$ 450.4 billion during 2022-23, which is 6.7 per cent above the previous year's record level. India witnessed a transition from net importer to exporter in areas such as mobile phones and toys and registered a 10-fold increase in exports of defence goods in a short span, leveraging on policies such as 'Make in India' and 'AatmaNirbhar Bharat'. India's merchandise imports, after recording high growth in the first half of the year, decelerated during the second half, reflecting, inter alia, the fall in international commodity prices and slowing demand for export.

India has emerged stronger and more resilient from the pandemic, partly due to the wave of digital transformation. Transactions routed through digital modes recorded a marked expansion in 2022-23 over and above the strong growth witnessed a year ago.

To sum up, several shocks tested the resilience of the Indian economy in 2022-23. On the back of sound macroeconomic policies, softer commodity prices, a robust financial sector, a healthy corporate sector, continued fiscal policy thrust on quality of government expenditure and new growth opportunities

stemming from global realignment of supply chains, India's growth momentum is likely to be sustained in 2023-24 in an atmosphere of easing inflationary pressures. Slowing global growth, protracted geopolitical tensions and a possible upsurge in financial market volatility following new stress events in the global financial system, however, could pose downside risks to growth.

OPERATIONS REVIEW

Retail

The focus of your Corporation in FY 2022-23 was to facilitate easy digital access to products and services, encourage clients to transact using digital channels and enhance customer experience.



Ms. Arpita Pandey, AIG Registration inaugurated the Mathura Branch on March 27, 2023. Also present are senior officials of the Corporation.

Your Corporation services the retail clientele in various business segments such as Depository Participant, Derivatives [Professional Clearing Member (PCM)] and Third Party Distribution Products (TPP) like Mutual Funds, Fixed Deposits, Bonds, GOI Bonds, IPOs, Secondary Market Bond Transactions, Portfolio Management Services (PMS), Alternate Investment Fund (AIF), National Pension System (NPS) and Insurance etc. Your Corporation continues to act as Authorised Person for its 100% stock broking subsidiary, StockHolding Services Limited [formerly known as SHCIL Services Limited].

Besides acting as a receiving office for GOI Savings Bonds offered by RBI and distribution of Sovereign Gold Bonds (SGB), your Corporation also maintains Constituent Subsidiary General Ledger (CSGL) account with RBI to facilitate investments in Government securities and treasury bills.

Your Corporation is registered with PFRDA as a Point of Presence (POP) of National Pension System (NPS) for offering services to organised and unorganised sectors. Your Corporation actively engages with Corporates for registration for NPS services. As a non-bank POP, your Corporation has made a prominent place in both Unorganised Sector (UoS) and Corporate Sector with strong online and offline processing facilities. Your Corporation has been preferred service provider for many PSUs, Regulators, Large Corporates and SMEs. PFRDA

has recognized your Corporation as the Second Best POP in the Non-Bank Category for the period Feb-Mar 2023 & Third Best POP Non-Bank Category for the FY 2022-23 for the number of NPS accounts opened.



The Corporation's officials receiving Third Best POP Award for the year from Dr Deepak Mohanty, Chairman - PFRDA in the presence of Mr. Ananta Gopal Das, Executive Director and Mr. Sumit Kumar, Chief General Manager of PFRDA.

Your Corporation is authorised by the Insurance Regulatory and Development Authority of India (IRDAI) to act as a Corporate Agent. Currently, your Corporation is a Corporate Agent of Life Insurance Corporation of India, ICICI Prudential Insurance Company Limited, HDFC Life Insurance Co. Ltd for life insurance products; The New India Assurance Co. Ltd, ICICI Lombard General Insurance Ltd, HDFC ERGO General Insurance Co. Ltd for General Insurance Products and Star Health and Allied Insurance Co. Ltd, Care Health Insurance Co. Ltd., and ManipalCigna Health Insurance Co. Ltd for health insurance products. The business is procured and serviced by IRDAI certified employees.

Your Corporation has launched its online portal for solicitation of Insurance Policies. In the Corporate Agency space, your Corporation has obtained permission for undertaking insurance E-Commerce Activities in India through Insurance Self Network Platform (ISNP) from IRDAI for all the three Insurance Segments, viz. Life, General and Stand-alone Health. The online portal of your Corporation has in-built feature of quote generation, quote comparison and facility to purchase insurance policy online. The online solution provides more than 50 products across segments. Your Corporation has a module for Point of Sales Persons (POSP) which would help to conduct training and certification of Individual Business Associates to become POSP and to sell POS schemes under Corporate Agency Code. Your Corporation offers purchase and renewal of Insurance policies online through URL – HYPERLINK "<https://insurance.stockholding.com/>" <https://insurance.stockholding.com/>

Focussed efforts are being made on training and certification programs as prescribed by the Insurance Regulatory and Development Authority of India (IRDAI). During the year, approximately 311 employees have cleared certifications conducted by NISM, IRDAI, AMFI, etc. for the year 2022-23. Accordingly, your Corporation has 1494 valid certifications of NISM, IRDAI, AMFI, etc. cleared by employees as on March 31, 2023.

e-Services

e-Stamping

Your Corporation was successfully providing e-Stamping services in 23 States and Union Territories as on 31st March 2023. Your Corporation had issued 13.37 crore e-Stamp certificates in FY 2022-23 as compared to 10.98 crore e-Stamp certificates in FY 2021-22. During the FY 2022-23, e-Stamping agreement was renewed in the Union Territory of Puducherry and Andaman and Nicobar and e-Stamping agreements were executed with Govt. of Manipur and Govt. of Arunachal Pradesh.



e-Stamping Agreement signed with State of Arunachal Pradesh on March 22, 2023 in the presence of Shri Nakap Nalo, Hon'ble Minister Land Management, Civil Aviation, Shri Pankaj Kumar Jha, IAS Principal Secretary Land Revenue. Also present are the officials of the Corporation.

e-Court fees

Your Corporation was successfully providing e-Court fees services in 17 States and Union Territories as on 31st March 2023. During FY 2022-23, the Corporation had issued 5.05 crore receipts as compared to 4.08 crore receipts in FY 2021-2022. During this period, e-Court fee services were launched in the State of Meghalaya and e-Court fee agreement was renewed in the States of Punjab and Uttar Pradesh.



Awareness program on e-court fee payment system organised for Advocates and Litigants at High Court of Punjab, Haryana & Chandigarh

The e-Court Fee system has been successfully integrated with e-filing system of Hon'ble Supreme Court of India. Your Corporation has received approval from National Legal Services Authority (NALSA), Ministry of Law and Justice for collection of pre-mediation fee on Pan India basis.

e-Registration fee

Your Corporation was successfully providing e-Registration fee services in six States as on March 31, 2023. Your Corporation had issued 16.43 lakh receipts across the six states in FY 2022-23 as compared to 14.29 lakh receipts in FY 2021-22. e-Registration fee agreements were executed in the Union Territory of Ladakh and with the Governments of Andhra Pradesh & Arunachal Pradesh.



Mr. Rupesh Kumar, IAS – Director IT inaugurated the e-registration through e-Sampark Centres at Chandigarh on May 10, 2023.

Custody segment

Your Corporation continues with the efforts to expand the Custodian of Securities services to domestic and foreign clientele. Efforts are being made to reach out to the foreign investors through tie-ups with professional firms, Banks, etc. and Mutual Funds for safe keeping of the underlying gold and silver assets pertaining to their Exchange Traded Funds (ETF) and Exchange Traded Commodity Derivatives (ETCD) schemes.

As a part of Business Development Initiatives, your Corporation's Custody Team hosted the Post Union Budget Webinar in collaboration with NSE International Exchange, SBM Bank & BDO India LLP with the active participation of expert panel of speakers decoding the Budget.

Your Corporation participated as a booth partner at the 'Limited Partners Summit 2023' on February 10, 2023 by showcasing its services and in the Capital Market summit to enhance visibility, as a Co-associate partner at the CFO conclave (Tech sustainability & Disruption opportunities - India) hosted by CII and as a sponsor in the conference organized by CII on Financial Reporting and Governance Framework.

GIFT IFSC – Custody Branch

Your Corporation's GIFT IFSC branch has obtained membership as a Depository Participant from India International Depository Ltd (IIDL), Depository in IFSC and as a Professional Clearing Membership (PCM) of the Clearing Corporations of India INX, NSE IFSC and Bullion Exchange.

Impact of social media and impact of Digital marketing initiatives

The Marketing campaigns are being designed and executed with an aim to increase the existing customer base, encourage customers to transact via digital channels and improve their experience.

Your Corporation's presence has increased on both digital and traditional channels, with campaigns active on social media platforms and third-party sites for products like Demat, NPS, e-Services, Floating Rate Savings Bonds 2020, Sovereign Gold Bonds (SGB) and Insurance. Your Corporation made its presence felt during the budget season and the senior officers also participated in TV and radio interviews on Money Control, Zee Business, Radio Mirchi and Red FM.

Cyber Jagrookta, Swachh Bharat Abhiyan, Financial literacy, NPS Divas & other related campaigns were conducted via website banner, social media and mailers.

Content Marketing was initiated through your Corporation's social media channels with articles and videos by financial experts having the necessary expertise. Regular content updates were implemented on the website through blog pages with content, videos and financial charts.

There was an increase in traffic across all locations and the website, with the majority coming from younger age groups, a marked increase in the women audience and engagement as well.

Your Corporation has been continuously working towards enhancing the service standards by fine tuning the processes and implementing digital transformation for better customer experience. The products and services are available across platforms like website and Mobile App with 24X7 access to solutions that are device agnostic. Data Analytics is being used for cross-sell and up-sell. Online on-boarding and investment modules have been made available across product offerings with in-built features of PAN verification, KRA, CKYC and Aadhaar based e-KYC, Geo-location, Live Photo, e-Sign and instant payment for a seamless client experience. Customer centric solutions like ChatBot, Co-Browse, Branch Locators etc. have been made available for client convenience.

INFORMATION TECHNOLOGY

Your Corporation continues to take important steps in providing better customer service and ease of doing business. A few of the successfully launched initiatives are mentioned below :

- Customer Relationship Platform (CRM) was launched to have a one stop shop information of existing customers, their queries, resolution of issues, lead management and marketing campaigns. The platform is also provided to end customer to view their portfolio via Customer360 interface.

In Customer Relationship Management [CRM] system, graphical user interface based sales performance

dashboards on key parameters were introduced for Senior Management, Product Managers and Regional Managers for better sales monitoring and analysis.

The CRM system has gained higher traction and adoption in the FY 2022-23 and is reflected in the increased count of leads and opportunities.

- b. **Mobile Application** - Your Corporation launched Mobile Application empowering customers to view their portfolio on the go. The said application is available on both iOS and Android platforms. The application is continuously updated to incorporate latest features to provide more value added services.

Your Corporation continues to take necessary steps of securing the data to avoid any external attacks. Adequate cyber security measures to avert any incidents of cyber-attacks and a comprehensive Cyber Security Strategy and Framework are in place. Your Corporation has successfully undergone ISO re-certification and renewed ISO 27001:2013 certification for another 3 years. Your Corporation's Data Center, its Operations and IT Infrastructure including Cyber Security is now SOC 2 Type 2 certified.

HUMAN WEALTH DEVELOPMENT & TRAINING

Your Corporation is committed to creating a secure, healthy and employee friendly organization culture which nurtures the talent and potential of its employees and ensures the growth and prosperity of all its stakeholders. The policies and programmes focusses on disclosure, diversity, inclusion and learning and development.

Induction Training programmes are conducted to give new recruits an opportunity to integrate with your Corporation and adapt quickly to the new work environment. The programmes cover an overview of your Corporation and its policies, products information as well as topics such as Capital Markets, Financial Literacy, Sexual Harassment, Information Security Awareness, Communication and Presentation skills, Selling skills, etc. Employees are encouraged to acquire the necessary regulatory and compliance certifications conducted by NISM, BSE, NSE, AMFI, IRDA, MCX, etc. which are relevant to your Corporation's business.

Your Corporation recognizes training and development as a crucial part of the talent development. The programmes conducted during the year, through both physical and virtual platforms, focussed on developing competencies, reskilling and up-skilling employees so that they can perform efficiently and effectively in today's highly changing, digitised and competitive environment. Employees were nominated for programmes on topics such as Digital Innovation & Transformation, Risk Management, Strategic Leadership, Cyber Security, Depository Operations, CSR, ESG, etc.

A basic course on Wealth Management was conducted for employees in business roles on pan-India basis which has helped to develop employees to graduate themselves to multi-product selling from single-product selling. Certification programs on Investment & Trading Strategies are conducted for Dealers across the country and training on Compliance, Risk Management and Prevention of Money Laundering (PMLA) was conducted for employees on pan-India basis.

Your Corporation participated in various Government of India initiatives by observing Vigilance Awareness Week with the theme 'Corruption-free India for a Developed Nation', employees were encouraged to participate in the "Har Ghar Tiranga campaign" as a part of Azadi Ka Amrit Mahotsav commemorating 75 years of India's Independence. Your Corporation participated in an initiative to make India a clean India, which was conducted by the Government of India, i.e. "Swachhata Pakhwada", inviting contributions for essays, slogans and innovative ideas from employees and their families in English as well as in Hindi. Your Corporation also celebrated Safety Week during which various health check-ups and safety awareness camps were conducted. In order to create awareness among users and provide tips to safeguard from cyber-attacks, your Corporation Cyber Jagrookta Diwas on the 1st Wednesday of every month. This is in addition to the online Certification Programme conducted for all employees on Information Security Awareness, including Cyber Security.

MATERIAL CHANGES AND COMMITMENT AFFECTING THE FINANCIAL POSITION

There are no material changes affecting the financial position of your Corporation subsequent to the close of the FY 2022-23 till the date of this report.

SUBSIDIARY COMPANIES AND CONSOLIDATED FINANCIAL STATEMENT

Your Corporation has three wholly owned subsidiaries, namely, StockHolding Services Limited [formerly known as SHCIL Services Limited (SSL)], StockHolding Document Management Services Limited (SDMS) and StockHolding Securities IFSC Limited (SSIL). SSL is a member of BSE, NSE and MSEI for capital market and MCX for commodities segment. Your Corporation is an authorised person of SSL. SDMS is in the business of digitization and document management system. SSIL is a stock broking arm offering broking and clearing services with the two international exchanges (viz., India INX & NSE IFSC Limited) at the International Financial Services Centre (IFSC) at Gujarat International Finance Tec City (GIFT) at Gandhinagar, Gujarat and is regulated by unified regulator viz., IFSC Authority at IFSC GIFT City.

Pursuant to provisions of Section 129 (3) of the Companies Act, 2013, a statement containing salient features of the financial statement in Form AOC 1 is attached to the financial statements. Pursuant to Section 136 of the Act, separate audited accounts of the subsidiaries are also available on the website of your Corporation.

CRCS SAHARA REFUND PORTAL

The Central Registrar of Cooperative Societies (CRCS)-Sahara Refund Portal has been developed by StockHolding Document Management Services Limited [SDMS], a wholly owned subsidiary of Your Corporation to refund ₹5,000 crore to depositors whose funds are struck in 4 co-operative societies of Sahara Group. The Union Government, led by Union Home Minister and Minister of Cooperation, Shri Amit Shah launched the CRCS – Sahara Refund Portal on July 18, 2023 in Delhi.



Hon'ble Union Home Minister and Minister of Cooperation, Shri Amit Shah launched the CRCS – Sahara Refund Portal on July 18, 2023 in Delhi in the presence of dignitaries.

DEMATERIALISATION OF EQUITY SHARES

The equity shares of your Corporation are admitted with National Securities Depository Limited (NSDL) and Central Depository Services Limited (CDSL). The ISIN allocated by NSDL and CDSL is "INE626X01016". M/s. Link Intime India Pvt Limited has been appointed as Registrar and Transfer Agent. As on date more than 99.87% of your Corporation's equity shares are in dematerialised form.

TRANSFER OF UNPAID / UNCLAIMED AMOUNTS AND EQUITY SHARES TO INVESTOR EDUCATION AND PROTECTION FUND (IEPF)

Pursuant to the provisions of Section 124 of the Companies Act, 2013, money transferred to the Unpaid Dividend Account of the Corporation and which has remained unpaid or unclaimed for a period of seven years from the date of transfer has been transferred by the Corporation to the Investor Education and Protection Fund ("IEPF") established by the Central Government pursuant to Section 125 of the said Act. Further all the shares in respect of which dividend remained unclaimed or unpaid for seven consecutive years or more, shall also be transferred to the demat account of the IEPF.

However, the concerned shareholders shall be eligible to claim the transfer of shares from IEPF by making an application to the IEPF Authority in prescribed form along with the prescribed fee.

GREEN INITIATIVE

As a responsible corporate citizen, your Corporation supports the green initiative undertaken by the Ministry of Corporate

Affairs, Government of India, enabling electronic delivery of documents including the Annual Report & AGM notice to shareholders at their email addresses registered with the DPs and RTA.

Shareholders who have not registered their email addresses are requested to do the same. Those holding shares in demat form can register their email address with their concerned DPs. Shareholders who hold shares in physical form are requested to register their email addresses with the RTA, by sending a letter, duly signed by the first / sole holder quoting details of Folio Number.

DIRECTORS RESPONSIBILITY STATEMENT

Pursuant to Section 134(5) of the Companies Act, 2013, the Board of Directors, to the best of their knowledge and ability, confirm:

- that in the preparation of the annual financial statements for the year ended March 31, 2023, the applicable accounting standards have been followed and there are no material departures;
- that such accounting policies have been selected and applied consistently and judgments and estimates have been made that are reasonable and prudent so as to give a true and fair view of the state of affairs of the Corporation as at March 31, 2023 and of the profit of your Corporation for the year ended on that date;
- that proper and sufficient care has been taken for the maintenance of adequate accounting records in accordance with the provisions of the Companies Act, 2013 for safeguarding the assets of your Corporation and for preventing and detecting frauds and other irregularities;
- that the annual financial statements have been prepared on a going concern basis;
- that proper internal financial controls were in place and such internal financial controls were adequate and operating effectively;
- that systems to ensure compliance with the provisions of all applicable laws were in place and were adequate and operating effectively.

DIRECTORS AND KEY MANAGERIAL PERSONNEL (KMP)

Based on the recommendations of the Nomination and Remuneration Committee and subject to the approval of the shareholders, the Board had approved the appointment of Mr. Prasoon, Executive Director [IFCI] to represent IFCI, Mr. Bijoy Sankar Mishra, Zonal Manager – Western Zone (since retired from LIC w.e.f. close of business hours on April 30, 2023) to represent LIC of India and Mr. Titus Francis Maliakkal, General Manager & Director, The New India Assurance Company Limited w.e.f. July 06, 2023 to represent GIPSA & GIC Re. Mr. Prasoon, Mr. Bijoy Sankar Mishra and Mr. Titus Francis

Maliakkal will be appointed as Directors liable to retire by rotation at the ensuing Annual General Meeting (AGM).

There are 8 Directors including two Independent Directors and one Woman Director. The Independent Directors have given declaration that they meet the criteria of Independence as laid down under Section 149 of the Companies Act, 2013.

Mr. Sunil Kumar Bansal, Director representing IFCI, Ms. Sarojini Dikhale, Director representing LIC of India and Ms. Madhulika Bhaskar, Director representing GIPSA and GIC Re ceased to be a Director with effect from close of business hours as on September 22, 2022, December 29, 2022 and June 30, 2023 respectively. Mr. Ramesh N.G.S. demitted office as Managing Director & CEO w.e.f. close of business hours on April 13, 2023. The powers of MD & CEO are being exercised by a Committee of Senior Executives to keep the operations running unabated. The Board appreciates the valuable contribution made by Mr. Bansal, Ms. Dikhale, Ms. Bhaskar and Mr. Ramesh N.G.S. during their association with your Corporation.

Mr. Shashikant L. Nayak, Company Secretary and Mr. Vinay E Purohit, Chief Financial Officer [CFO] are the Key Managerial Personnel of your Corporation.

NUMBER OF MEETINGS OF THE BOARD

During the year, six Board Meetings were convened and held. The intervening gap between the meetings was well within the period prescribed under the Companies Act, 2013. The details of meetings of the Board and various Committees of the Board are given in the Corporate Governance Report which forms part of this report.

AUDIT COMMITTEE

The details of the composition & meetings of Audit Committee are included in the Corporate Governance report.

NOMINATION AND REMUNERATION POLICY

The salient features of the Nomination and Remuneration policy as per Section 178 (3) of the Act have been disclosed in the Corporate Governance Report which forms part of the Directors' Report. The policy is reviewed from time to time and the revised NRC policy may be accessed on your Corporation's website at the link <https://www.stockholding.com/NRC>. The details of composition & meetings of the Nomination and Remuneration Committee are included in the Corporate Governance report.

CORPORATE SOCIAL RESPONSIBILITY POLICY

Your Corporation strongly believes that Business and Corporate Social Responsibility (CSR) go hand in hand. Your Corporation contributes to opportunities that accelerate growth and living standard of the society and at the same time seeks to empower the weaker sections of society across the country. The CSR activities at your Corporation are carried out in line with the CSR Policy of your Corporation which has been prepared in accordance with Section 135 of the Companies Act, 2013

and it also serves as the referral document for all CSR related activities of your Corporation.

The salient features of the CSR policy and details of activities as required under Section 135 of the Companies Act, 2013 and Companies (Corporate Social Responsibility Policy) Rules 2014 undertaken during the year are set out in the **Annexure '1'** of this report. The policy is reviewed on time to time basis and the revised CSR policy may be accessed on your Corporation's website at the link <https://corporate.stockholding.com/corporate-social-responsibility>. The details of composition & meetings of the Corporate Social Responsibility Committee are included in the Corporate Governance report.

RISK MANAGEMENT POLICY

The Risk Management Committee of the Board has approved Risk Management policy therein identifying the risks and the various mitigants. The Committee is responsible for reviewing the risk management plan and ensuring its effectiveness. The risks identified on a time to time basis are addressed through mitigating actions on a continuing basis. The policy is reviewed from time to time. The details of composition & meetings of the Risk Management Committee are included in the Corporate Governance report.

AUDITORS

The Holding Company of your Corporation i.e. IFCI Limited is a Government Company as per the provisions of Section 2(45) of the Companies Act, 2013 w.e.f. April 07, 2015. Being a subsidiary of a Government Company, your Corporation is also a Government Company w.e.f. April 07, 2015. Accordingly, the three wholly owned subsidiaries viz., SSL, SDMS and SSIL are also Government Companies.

The Office of Comptroller and Auditor General of India (CAG) vide its letter dated September 12, 2022 had appointed M/s. G. D. Apte & Co., Chartered Accountants as Statutory Auditors under section 139 of the Companies Act, 2013 for the financial year 2022-23.

Your Corporation has an Internal Audit Department which adopts an elaborate internal audit system. Internal Audit of various functions and activities are carried out by reputed firms of Chartered Accountants.

SECRETARIAL AUDITORS & STANDARDS

Pursuant to the provisions of Section 204 of the Act and the Companies (Appointment and Remuneration of Managerial Personnel) Rules 2014, your Corporation had appointed M/s. D. A. Kamat, Practising Company Secretaries [FCS no.3843, Certificate of Practice no.4965] to carry out the Secretarial Audit of your Corporation for FY 2022-23. The report of the Secretarial Auditor for FY 2022-23 is attached at **Annexure '2'**. There are no qualifications, observations or adverse remarks or disclaimer in the said report.

The Institute of Company Secretaries of India has currently mandated compliance with the Secretarial Standards on Board Meetings and General Meetings. During the year under review, the Company has complied with the applicable Secretarial Standards.

OTHER DISCLOSURES

Your Corporation had made an application to the Registrar of Companies – Mumbai (RoC) to grant extension of time for holding the Annual General Meeting for the financial year ended March 31, 2023. Accordingly, the Annual General Meeting for FY 2022-23 is being convened within the time period allowed by the RoC.

The comments of Comptroller & Auditor General of India (C & AG) along with the management comments thereto is placed next to the statutory auditors' report (standalone & consolidated).

PARTICULARS OF LOANS, GUARANTEES AND INVESTMENTS

The details of loans, guarantees and investments covered under the provisions of Section 186 of the Act have been disclosed in the financial statement.

RELATED PARTY TRANSACTIONS

All related party transactions that were entered into during the financial year were on an arm's length basis and were in the ordinary course of business. As prescribed under Section 177 (3) of the Companies Act, 2013, related party transactions are placed before the Audit Committee. None of the transactions with related parties falls under the scope of Section 188 (1) of the Act. There were no materially significant related party transactions your Corporation during the year with Promoters, Directors, Key Managerial Personnel or other designated persons which might have had a potential conflict with the interest of the Company at large. None of the Directors have any pecuniary relationships or transactions vis-à-vis vis-à-vis your Corporation.

As required under the Companies Act, 2013, Form AOC 2 for related party transaction is annexed as **Annexure '3'** to the Directors' Report which is a nil report.

MATERIAL ORDER PASSED BY THE COURT

Your Corporation had filed a petition in the Supreme Court of India inter alia against the order of the Hon'ble DRAT, Kolkata and the Hon'ble High Court, Kolkata. The details of the matter is mentioned as contingent liability at point no.38 (standalone) and 41 (consolidated) of the Notes to the Accounts.

ANNUAL RETURN

In accordance with the provisions of Section 92 (3) & 134 (3)(a) of the Companies Act, 2013, Annual Return of your

Corporation in the prescribed Form MGT-7 is available on the website and can be accessed at the link <https://corporate.stockholding.com/about-us/shareholder-information>.

CORPORATE GOVERNANCE, SUSTAINABILITY, ESG & BRSR REPORT

Your Corporation is not a listed entity. Nevertheless, it endeavours to comply with Corporate Governance norms. A report on Corporate Governance is placed at **Annexure '4'**.

Your Corporation has an Environmental Social & Governance (ESG) committee, which is an internal management level committee comprising of senior members across various departments / functions. The ESG Committee works in line with the ESG policy approved by the Board on improving your Corporation's ESG disclosures in order to effectively demonstrate your Corporation's ESG commitment to its stakeholders.

Your Corporation is pleased to share its first Business Responsibility and Sustainability Report ('BRSR') for FY 2022-23. This report is intended to communicate its sustainability vision and the progress on environmental, social and governance targets and initiatives. With the support of our stakeholders, your Corporation stood by its customers and the communities in which it operates by undertaking projects to rehabilitate affected families belonging to the most vulnerable strata of the society. Your Corporation is further taking initiatives to focus and align the activities with its ESG goals along with defining your Corporation's strategy, guided by the highest standards of transparency, ethics and compliance. The BRSR is enclosed at **Annexure '5'**.

WHISTLE BLOWER POLICY AND CODE OF CONDUCT

Your Corporation has a Code of Conduct for its directors and employees. Your Corporation's vigil mechanism allows the Directors and employees to raise their genuine concerns about unethical behavior, actual or suspected fraud or violation of its code of conduct. The policy provides for direct access in exceptional cases to the Chairman of the Audit Committee. Your Corporation encourages the Whistle Blower to raise genuine concerns and provides for adequate safeguards against victimization of whistle blower who avails such mechanism. The policy is reviewed every year and can be accessed on your Corporation's website at the link <https://corporate.stockholding.com/vigilance>.

COMMITTEE AGAINST SEXUAL HARASSMENT IN PLACE AS REQUIRED UNDER THE SEXUAL HARASSMENT OF WOMEN AT WORKPLACE (PREVENTION, PROHIBITION AND REDRESSAL) ACT, 2013

Your Corporation has a Committee Against Sexual Harassment in place as required under the Sexual Harassment of Women at Workplace (Prevention, Prohibition and Redressal) Act, 2013.

In order to foster a healthy and safe workplace culture where people value one another and treat each other with respect, your Corporation regularly conducts sensitisation sessions for its employees, both physically and through online modules, which are related to Sexual Harassment, to maintain a workplace free of sexual harassment.

The disclosures required to be made under Sexual Harassment of Women at Workplace (Prevention, Prohibition & Redressal) Act, 2013 are given below :

Number of complaints of sexual harassment received in the financial year 2022-2023	Nil
Number of complaints disposed off during the financial year 2022-2023	NA
Number of cases pending for more than ninety days	NA
Number of workshops or awareness programs against sexual harassment carried out	Ten Awareness programs were conducted to sensitize employees towards the Sexual Harassment of Women at the Workplace (Prevention, Prohibition and Redressal) Act, 2013
Nature of action taken by the employer	Nil

CODE OF CONDUCT TO REGULATE, MONITOR AND REPORT TRADING

Your Corporation being a SEBI registered intermediary and a subsidiary of a listed Company, IFCI Limited, has formulated a code of conduct to regulate, monitor and report trading by its employees.

CONSOLIDATED FINANCIAL STATEMENTS

Your Corporation has consolidated the accounts of its three wholly owned subsidiaries viz., Stock Holding Services Limited [formerly known as SHCIL Services Limited (SSL)], Stock Holding Document Management Services Limited (SDMS) and Stock Holding Securities IFSC Limited (SSIL) with its accounts. The consolidated balance sheet, profit & loss account, cash flow statement along with notes to accounts prepared as per AS 21 are attached.

PARTICULARS OF EMPLOYEES

None of the employees were in receipt of remuneration in excess of the limits under Section 197 as laid down under Rule 5 of the Companies (Appointment and Remuneration of Managerial Personnel) Rules, 2014.

FIXED DEPOSITS

Your Corporation has not accepted any fixed deposits from the public. Hence, no information is required to be appended to this report.

CONSERVATION OF ENERGY, TECHNOLOGY ABSORPTION, FOREIGN EXCHANGE EARNINGS & OUTGO

Conservation of energy & technology absorption

Your Corporation has taken steps towards conservation of energy and uses latest technologies for improving productivity and quality of its services. Your Corporation replaces old and obsolete equipment with energy efficient equipment on an ongoing basis. Your Corporation is using energy efficient electrical lighting system and has installed energy efficient air conditioning which have VRF/VRV systems. In addition, your Corporation has installed energy efficient elevators at Mahape premises, waterless urinals, which reduces wastage of water and solar water heating system at its residential training building situated at Mahape. Your Corporation has also installed Solar Power for its Guest House located at Lonavala.

Your Corporation has tied up with M/s. Sampurna (e)arth Environment Solutions Pvt. Ltd. for collection of Plastic waste from its Registered office and Main Operation office, which will be then recycled.

As part of green initiative, your Corporation has planted & nurtured various trees in and around its main operations office situated at Mahape and also installed a sewage treatment plant for the waste water disposal. The unclean water gets converted into clean water and the same is used to water the trees around its premises.

Your Corporation at its Mahape premises have installed a vermin-compost setup, which converts its Bio Degradable waste such as tree leaves, waste food etc., in to manure for surrounding trees.

Foreign exchange earnings and outgo

Foreign exchange earnings and outgo during the year under review:

Foreign Exchange earnings - ₹2.13 million (Previous year ₹Nil million)

Foreign Exchange outgo - ₹49.20 million (Previous year ₹4.80 million)

GENERAL

The Directors of your Corporation state that no disclosure or reporting is required in respect of the following items as there were no transactions on these items during the year under review.

- Details relating to deposits covered under Chapter V of the Companies Act, 2013.
- Issue of equity shares with differential right as to dividend, voting or otherwise.

- c. Issue of shares (including sweat equity shares) to employees of the company under any scheme.
- d. No significant or material orders were passed by the Regulators or Courts or Tribunals which impact the going concern status and company's operation in future.
- e. No application was made or any proceedings are pending under the Insolvency and Bankruptcy Code, 2016.

ACKNOWLEDGEMENTS

The Board places on record its appreciation for the support and patronage of Government of India, the Governments of various States / Union Territories in India & the concerned Government departments / agencies, RBI, SEBI, PFRDA, IFSCA and IRDA. The Board also expresses its sincere thanks to National Stock Exchange of India Limited (NSEIL), Bombay Stock Exchange Limited (BSE), Metropolitan Stock Exchange of India Limited (MSEI), Multi Commodity Exchange Clearing

Corporation Ltd (MCX), National Securities Depository Limited (NSDL), Central Depository Services Limited (CDSL), Clearing Corporation of India Limited (CCIL), Association of Mutual Funds, Banks, Gujarat International Finance Tec-City (Gift City), India International Depository Ltd (IIDL), India International Clearing Corporation Limited, NSE IFSC Clearing Corporation Limited (NICCL) and India International Bullion Exchange, Clients and the Shareholders for their cooperation and support in various spheres of the Corporation's activities. The Board of Directors also expresses its gratitude for the services rendered by the employees of your Corporation.

For and on behalf of the Board of Directors

Manoj Mittal

Date: September 26, 2023

Chairman (Non-Executive)

Annual Report on Corporate Social Responsibility (CSR) activities
CSR activities for the financial year April 01, 2022 to March 31, 2023
[forms part of the Board's report]

1. BRIEF OUTLINE ON CSR POLICY OF THE COMPANY.

StockHolding strongly believes that Business & Corporate Social Responsibility (CSR) go hand-in-hand.

The CSR activities are focussed mainly towards the under mentioned areas.

- Eradicating hunger, poverty and malnutrition, promoting preventive health care, sanitation, etc.;
- Promoting education, including special education and employment enhancing vocation skills, etc.;
- Any other area under Schedule VII of Section 135 of the Companies Act, 2013.

The CSR activities are being undertaken through SHCIL Foundation Trust (CSR00004627), a public charitable trust registered under Section 12 (A) of the Income Tax Act, 1961. The Trust carries out activities indirectly by way of donations to credible NGOs registered under Section 80G of the Income Tax Act, 1961. Further, the Corporation also carries out CSR activities by way of donation to IFCI Social Foundation (CSR00005110) registered under Section 12 (A) of the Income Tax Act, 1961.

2. COMPOSITION OF CSR COMMITTEE:

Sl. No.	Name of Director	Designation / Nature of directorship	Number of meetings of CSR Committee held during the year	Number of meetings of CSR Committee attended during the year
1	Ms. Sarojini Dikhale*	Non Executive Director – Chairperson	3	3
2	Mr. Ashok Motwani	Independent Director	3	3
3	Mr. Animesh Chauhan	Independent Director	3	3
4	Mr. Sachikanta Mishra	Non Executive Director	3	3

* demitted office w.e.f. close of business hours on December 29, 2022

3. PROVIDE THE WEBLINK WHERE COMPOSITION OF CSR COMMITTEE, CSR POLICY AND CSR PROJECTS APPROVED BY THE BOARD ARE DISCLOSED ON THE WEBSITE OF THE COMPANY.

The Board after taking into account the recommendations of the Corporate Social Responsibility (CSR) Committee of the Board has approved the CSR policy. The Composition of the CSR committee, CSR policy and the CSR projects are displayed on the website <https://corporate.stockholding.com/corporate-social-responsibility>.

4. PROVIDE THE EXECUTIVE SUMMARY ALONG WITH THE WEB-LINK(S) OF IMPACT ASSESSMENT OF CSR PROJECTS CARRIED OUT IN PURSUANCE OF SUB-RULE (3) OF RULE 8, IF APPLICABLE.

Not applicable since the CSR obligation is less than ₹10 crore.

5. (a) Average net profit of the company as per sub-section (5) of section 135 : ₹52,68,04,612/-.

(b) Two percent of average net profit of the company as per sub-section (5) of Section 135 : ₹1,05,36,092/-

(c) Surplus arising out of the CSR projects or programmes or activities of the previous financial years : Nil

(d) Amount required to be set-off for the financial year, if any : Nil

(e) Total CSR obligation for the financial year [(b) + (c) - (d)]: ₹1,05,36,092/-

6. (a) Amount spent on CSR projects (both ongoing project and other than ongoing project) :

Details of CSR amount spent through IFCI Social Foundation against ongoing projects for the financial year : ₹24,94,546/- [As per **Appendix 1**]

Details of CSR amount spent through SHCIL Foundation Trust against other than ongoing projects for the financial year : ₹ 55,36,092/- [As per **Appendix 2**]

(b) Amount spent in administrative overheads :

Nil

(c) Amount spent on impact assessment, if applicable

Not applicable since the CSR obligation for FY 2022-23 is less than ₹10 crore. Nevertheless, impact analysis of all projects are carried out by the respective foundations viz., SHCIL Foundation and IFCI Social Foundation.

(d) Total amount spent for the financial year [(a) + (b) + (c)]

₹80,30,638/-

(e) CSR amount spent or unspent for the financial year

Total amount spent for the financial year (in ₹)	Amount unspent (in ₹)				
	Total amount transferred to unspent CSR account as per sub-section ((6) of section 135		Amount transferred to any fund specified under Schedule VII as per second proviso to sub-section (5) of section 135		
	Amount	Date of transfer	Name of the Fund	Amount	Date of transfer
80,30,638 /- [55,36,092/- + 24,94,546]	25,05,454/-	28-April-2023	Not applicable	Not applicable	Not applicable

(f) Excess amount for set-off, if any :

Sr. No.	Particular	Amount (in ₹)
1	Two percent of average net profit of the company as per sub-section (5) of Section 135	₹1,05,36,092/-
2	Total amount spent for the financial year	₹80,30,638 /-
3	Excess amount spent for the financial year [2-1]	Nil
4	Surplus arising out of the CSR projects or programmes or activities of the previous financial years, if any	Nil
5	Amount available for set-off in succeeding financial years [3-4]	Nil

7. DETAILS OF UNSPENT CSR AMOUNT FOR THE PRECEDING THREE FINANCIAL YEARS:

1	2	3	4	5	6		7	8
Sl. no.	Preceding financial year	Amount transferred to unspent CSR account under sub-section 6 of section 135 (in ₹)	Balance amount in unspent CSR account under sub-section (6) of Section 135 [in ₹]	Amount spent in the financial year (in ₹)	Amount transferred to a fund specified under Schedule VII as per second proviso to sub-section (5) of Section 135, if any		Amount remaining to be spent in succeeding financial year (in ₹)	Deficiency, if any
					Amount (in ₹)	Date of transfer		
1	2019-20	Not Applicable	Not Applicable	22,00,000/-	Not Applicable	Not Applicable	Not Applicable	Nil
2	2020-21	Not Applicable	Not Applicable	11,00,000/-	Not Applicable	Not Applicable	Not Applicable	Nil
3	2021-22	15,50,000	13,95,000/-	1,55,000/-	27,611/-	26-May-2022	Not Applicable	Nil

8. WHETHER ANY CAPITAL ASSETS HAVE BEEN CREATED OR ACQUIRED THROUGH CORPORATE SOCIAL RESPONSIBILITY AMOUNT SPENT IN THE FINANCIAL YEAR :

No

If yes, enter the number of capital assets created / acquired :

Furnish the details relating to such asset(s) so created or acquired through Corporate Social Responsibility amount spent in the financial year.

Sr. No.	Short particulars of the property or asset(s) [including complete address and location of the property]	Pincode of the property or asset(s)	Date of creation	Amount of CSR amount spent	Details of entity / authority / beneficiary of the registered owner		
					1	2	3
					CSR registration number, if applicable	Name	Registered address

Nil

[All the fields should be captured as appearing in the revenue record, flat no. house no. Municipal Office / Municipal Corporation / Gram panchayat are to be specified and also the area of the immovable property as well as boundaries].

9. SPECIFY THE REASON(S), IF THE COMPANY HAS FAILED TO SPEND TWO PER CENT OF THE AVERAGE NET PROFIT AS PER SUB-SECTION (5) OF SECTION 135

Not applicable

Date : August 10, 2023
Place : Mumbai

Sd/-
Ashok Motwani
[DIN 00088225]
Independent Director

Sd/-
Bijoy Sankar Mishra
[DIN 10056315]
Non Executive Director

Appendix 1

Details of CSR amount spent through IFCI Social Foundation against ongoing projects for the financial year :

1	2	3	4	5		6	7	8	9	10	
				State	District					Name	CSR registration no.
1	PG DAV College PG DAV College has presented its proposal to establish a computer Lab within its premises with the financial assistance of IFCI Social Foundation. The project is likely to have a multiplier impact by covering the existing (over 3100) students as well as future students at the college. This project shall endeavor digital literacy and skills alongwith creating digital awareness. This project shall also create prospects for self-employment, skill development and vocational training	ii	No	Uttar Pradesh	Bulandshahr	25,00,000	5,05,902/-	19,94,098/-	No	IFCI Social Foundation (ISF)	CSR00005110
2	Operation & Management Expenditure for 109 Astronomy Labs for a period of 1 year in Primary & Middle Govt. Schools The proposal presented by IFCI Social Foundation for seeking Operation & Management Expenditure for already setup 109 Astronomy Labs in Primary & Middle Govt. Schools is based on "Khatgol Kranti" (Astronomical Revolution) initiated by the UP State Govt. under the District Astronomy Policy, September, 2021. The proposal funding shall be utilized for the purpose of maintenance of the aforesaid labs. (₹ 10,000/- annual maintenance of each lab). (About 26000 students/600 teachers in 109 schools & over 5.5 lakh villagers in the vicinity will benefit).	ii	No	Uttar Pradesh	Bulandshahr	10,00,000	5,92,370/-	4,07,630/-	No	IFCI Social Foundation (ISF)	CSR00005110
3	Inter-College Jahangirabad Iner College-Jahangirabad has presented a proposal for setting up a library including computers, smart-screen and up-gradation of books in association with IFCI Social Foundation. This project forms part of a holistic project focusing mainly on Education & Skill Development and aims at creating physical infrastructure for long term societal benefit, alongwith enhancing capital for young children.	ii.	No	Uttar Pradesh	Jahangirabad	15,00,000	13,96,274/-	1,03,726/-	No	IFCI Social Foundation (ISF)	CSR00005110
Total						50,00,000	24,94,546/-	25,05,454/-			

Details of CSR amount spent through SHCIL Foundation Trust against other than ongoing projects for the financial year :

1	2	3	4	5		6	7	8	
				State	District			Name	CSR registration no.
1.	Anchalika Jana Seva Anushthan (AJSA) Bridge School project StockHolding has been closely working with AJSA since 2016-17 and had previously also sponsored the Bridge School project to educate tribal children in the backward district of Odisha and to provide health and education facilities to the tribal children deprived of such facilities. This year AJSA had requested continued financial support from StockHolding for Children's Learning & Development Centres Cum Bridge Schools	ii	No	Orissa	Balangir, Kandhamal & Kalahandi	20,00,000	No	Through SHCIL Foundation Trust	CSR000004627
2	Youths Union For Voluntary Action (YUVA) StockHolding has worked with YUVA on several projects involving life skill development and for enhancement of vocational skills of adolescent girls/ women for their employability. This year they had requested financial aid for renovation work of Govt. Primary School Anganwadi, sanitation facilities at school for Children of primitive tribal communities and also support for skills upgradation programs for empowerment of tribal women and girls.	ii	No	Jharkhand	Hazaribagh	14,00,000/-	No	Through SHCIL Foundation Trust	CSR000004627
3	Sarathi Development Foundation, Lucknow StockHolding has under its CSR initiative, previously supported their project Saloni. The project Saloni is for children, adolescent girls and women for empowerment by providing them employability skills and education etc. This year the NGO has requested for financial aid to support them for their project Saloni .	ii	No	Uttar Pradesh	Barabanki	12,00,000	No	Through SHCIL Foundation Trust	CSR000004627
4	Vivekanand Kendriya Vidyalaya Trust, Arunachal Pradesh Previously, StockHolding had donated to this institution funds for purchase of bench and desk sets in some schools in the North East Region. This year too they had requested StockHolding to sponsor 45 bench-desk sets per school for 7 schools in Taffogram village in Lohit District of Arunachal Pradesh in the North East Region of the country.	ii	No	Arunachal Pradesh	Dhemaji, Northeast	5,27,000/-	No	Through SHCIL Foundation Trust	CSR000004627
5	Patamda College StockHolding has previously partnered with Patamda College for setting up Library, Computer Lab and Chemistry Lab for the children. The same is well utilized. This year they had requested support for setting up Physics lab.	ii	No	Jharkhand		4,09,092/-	No	Through SHCIL Foundation Trust	CSR000004627
Total						55,36,092/-			

FORM NO MR-3
SECRETARIAL AUDIT REPORT

FOR THE FINANCIAL YEAR 1ST APRIL 2022 to 31ST MARCH, 2023

[Pursuant to Section 204(1) of the Companies Act 2013 and rule No.9 of Companies (Appointment and Remuneration Personnel) Rules, 2014]

To,
The Members,
Stock Holding Corporation of India Limited,
Centre Point, Unit No. 301, 3rd Floor
Dr. B. Ambedkar Road,
Parel – 400012

We have conducted the secretarial audit of the compliance of applicable statutory provisions and the adherence to good corporate practices by **Stock Holding Corporation of India Limited** (CIN: U67190MH1986GOI040506) (hereinafter called the "Company"). Secretarial audit was conducted in a manner that provided us a reasonable basis for evaluating the corporate conducts/statutory compliances and expressing our opinion thereon.

Based on our verification of the Company's books, papers, minute books, forms and returns filed and other records maintained by the Company and also the information provided by the Company, its officers, agents and authorized representatives during the conduct of the Secretarial Audit, We hereby report that in our opinion, the Company has during the audit period covering the financial year ended on 31st March, 2023 complied with the statutory provisions listed hereunder and also that the Company has proper Board- processes and compliance mechanism in place to the extent, in the manner and subject to the reporting made hereinafter.

We have conducted the secretarial audit of the compliance of applicable statutory provisions and the adherence to good corporate practices by the Company. Secretarial Audit was conducted in a manner that provided me a reasonable basis for evaluating the corporate conducts/statutory compliances and expressing our opinion thereon.

I. We have examined the books, papers, minute books, forms and returns filed, reports issued by various fellow professionals and other applicable records and registers and maintained by the Company for the Financial Year from 1st April, 2022 to 31st March, 2023 according to the provisions of:

1. The Companies Act, 2013 ("the Act") and the rules made there under;
2. SEBI Custodian of Securities Regulations, 1996;
3. The Securities Contract Regulation Act, 1956 ("SCRA") and the rules made thereunder;
4. The Depositories Act, 1996 and the Regulations and Bye-laws framed thereunder;

5. Foreign Exchange Management Act, 1999 and the rules and regulations made thereunder to the extent of Foreign Direct Investment, Overseas Direct Investment and External Commercial Borrowings;
6. The Securities and Exchange Board of India (Depositories and Depositories Participants) Regulations, 2021;
7. The Securities and Exchange Board of India (Research Analysts) Regulation, 2014;
8. Insurance Regulatory and Development Authority of India (Registration of Corporate Agents) Regulations, 2015;
9. The Securities and Exchange Board of India (Intermediaries) Regulation, 2008;
10. The Securities and Exchange Board of India (Prohibition of Insider Trading) Regulation, 2015;
11. Code of Conduct for Mutual Fund Distributor as per the requirement of AMFI;
12. Guidelines for Operational Activities to be followed by Point of Presence (POP) issued by Pension Fund Regulatory and Development Authority
13. Rules, regulations, Guidelines, Notifications and circulars issued by the Stock Exchange thereon from time to time (to the extent applicable)
14. Rules, regulations, guidelines, notifications and circulars issued by the Depositories thereon from time to time (to the extent applicable)

During the period under review the Company has complied with the provisions of the Act, Rules, Regulations, Guidelines, Standards, etc. mentioned above to the extent stated in this Report.

- II. Provisions of the following Regulations and Guidelines prescribed are not applicable to the Company, for the financial year ended March 31, 2023 under report:
 - (a) The Securities and Exchange Board of India (Employee Stock Option Scheme and Employee Stock Purchase Scheme) Guidelines, 1999;
 - (b) The Securities and Exchange Board of India (Registrar to an Issue and Share Transfer Agents) Regulations, 1993;

- (c) The Securities and Exchange Board of India (Delisting of Equity Shares) Regulations, 2009;
 - (d) The Securities and Exchange Board (Buyback of Securities) Regulations, 1998;
 - (e) The Securities and Exchange Board of India (Issue of Capital and Disclosure Requirements) Regulations, 2009;
 - (f) Pension Fund Regulatory and Development Authority (Custodian of Securities) Regulation, 2014 with effect from 1st April, 2022;
 - (g) Pension Fund Regulatory and Development Authority (Retirement Advisors) Regulation, 2016.
 - (h) The Securities and Exchange Board of India (Substantial Acquisition of Shares and Takeovers) Regulations, 2011; and
 - (i) The Securities and Exchange Board of India (Issue and Listing of Debt Securities) Regulations, 2008;
- III. We have reviewed the information, documents, records, filings and other certificates or confirmations received from fellow professionals for the period under review and the representations made by the company and its officers on the systems, records and compliances under other laws applicable to the Company. The list of major laws applicable to the Company are stated in **Annexure I** to this Report.
- IV. We have examined the compliances of the applicable provisions of Secretarial Standards, I and II as issued by the Institute of Company Secretaries, India and notified by the MCA u/s 118(10) as issued under the Companies Act, 2013.

We further report that:

The Board of Directors of the Company is duly constituted with proper balance of Executive Directors, Non-Executive Directors and Independent Directors. The changes in the composition of the Board of Directors that took place during the year under review were carried out in compliance with the provisions of the Act.

Adequate notice is given to all directors to schedule the Board Meetings, agenda and detailed notes on agenda were sent in advance and a system exists for seeking and obtaining further information and clarifications on the agenda items before the meeting and for meaningful participation at the meeting.

Majority decision is carried through with unanimous consent of all the Board of Directors and recorded as part of the minutes.

We further report that during the year under report, the Company has undertaken following events / action having a

major bearing on the Company's affairs in pursuance of the above referred laws, rules, regulations, guidelines, standards, etc. referred to above:

- (1) The Company has recommended the payment of final dividend for the financial year 2021-22, which was approved and declared by the Shareholders at its 35th Annual General Meeting held on 23rd September, 2022. The shareholders of the Company approved the payment of final dividend of 115% on the paid-up share capital of the Company (₹ 11.5/- per equity share) i.e. total dividend of 305% for FY 2021-2022).
- (2) The Company in its 35th Annual General Meeting held on 23rd September, 2022 accorded its consent for extension of tenure of Mr. Ramesh Narayanaswami Gouri Sankaran (DIN: 06932731), Managing Director & CEO for a period of six months i.e. from 14th April, 2022 till 13th October, 2022. However the Company in its 224th Board Meeting held on 10th October, 2022 accorded its consent for further extension of tenure of six months i.e. from 14th October, 2022 to 13th April, 2023. However the term of Mr. Ramesh Narayanaswami Gouri Sankaran ended on 13th April, 2023.
- (3) The Company has transferred an amount of ₹ 7700/- to Investor Education and Protection Fund (IEPF) with respect to the unclaimed final dividend for the FY 2014-15. The Company has transferred an amount of ₹ 8100/- to IEPF with respect to the unclaimed interim dividend for the FY 2015-16. However, the company has raised the ticket on 28th January, 2023 with MCA to rectify the technical glitch in the MCA website for the mapping of the payment.
- (4) The Board of Directors in its meeting held on November 01, 2022 declared payment of an interim dividend for the financial year 2022-23 of 235% @ ₹ 23.5 per equity share absorbing an amount of ₹ 49,47,78,400/- towards dividend on the equity shares of the Company. Further, the Company has opened "Interim Dividend cum Unpaid account 2022-23" with IDBI Bank Limited and dividend amount is duly transferred to the said account within seven days from the declaration and accordingly ₹ 16,500/- has been paid to IEPF's Bank account on 11th November, 2022 with respect to the interim dividend payable to the shareholders whose shares have been transferred to IEPF and necessary IEPF 7 form filed within the timelines.
- (5) The Company has during the year has apportioned the CSR Funds for the FY2022-23 as under:
 - (a) ₹ 55,36,092/- to be given to SHCIL Foundation Trust
 - (b) ₹ 50,00,000/- to be given to IFCI Social Foundation (ISF)

Further as communicated by IFCI Social Foundation an amount of ₹ 25,05,454/- remains unspent out of the total contribution of ₹ 50,00,000/- made by the Company. Accordingly, a separate unspent CSR Account for FY2022-23 was opened with IDBI Bank wherein ISF remitted the said unspent CSR amount on 28th April, 2023 towards ongoing projects.

- (6) The Company has received matured deposits amounting to ₹ 500 lakhs towards third tranche of Principal Repayment of 9.5% Non-Convertible Debentures deposit from the subsidiary Company i.e. Stockholding Document Management Services Limited on 30th August, 2022.

Place: Mumbai
Date : August 10, 2023

Name of the Firm: D. A. Kamat & Co
FCS No. 3843
CP No: 4965
UDIN : F008227E000795816
P. R. No.: 1714/2022

Annexure – I: List of other Acts specifically applicable to the Company

Based on the list of other statutes provided by the Company, taking into consideration the nature of business, the following list of major Acts are applicable to the Company

1. Companies Act, 2013 and the applicable rules made thereunder
2. The Securities and Exchange Board of India (Custodian of Securities) Regulation, 1996
3. The Securities and Exchange Board of India (Depositories and Depositories Participants) Regulation, 2021
4. The Securities and Exchange Board of India (Research Analysts) Regulation, 2014
5. Insurance Regulatory and Development Authority of India (Registration of Corporate Agents) Regulations, 2015
6. The Securities and Exchange Board of India (Intermediaries) Regulation, 2008
7. Prevention of Money Laundering Act, 2002
8. The Maternity Benefit Act, 1961
9. The Payment of Bonus Act, 1965
10. Maharashtra Labour Welfare Fund Act, 1953
11. Payment of Gratuity Act, 1972
12. Employee's Provident Fund & Miscellaneous Provisions Act, 1952
13. Sexual Harassment of Women at Workplace (Prevention, Prohibition and Redressal) Act, 2013
14. Employees' State Insurance Act, 1948
15. Shops and Establishments Act
16. Rules, Regulations, Guidelines, Notifications and Circulars issued by Stock Exchange
17. Rules, Regulations, Guidelines, Notifications and Circulars issued by Depositories
18. SEBI Prohibition of Insider Trading (Regulations), 2015
19. Foreign Exchange Management Act, 1999
20. IFSCA (Capital Market Intermediaries) Regulations, 2021
21. IFSCA (Market Infrastructure Institutions) Regulations, 2021
22. SEBI (Foreign Portfolio Investors) Regulations, 2020
23. SEBI (Stock Brokers) Regulations, 1992

Form No.AOC 2

(Pursuant to clause (h) of sub-Section (3) of Section 134 of the Act and Rule 8 (2) of the Companies (Accounts) Rules, 2014)

1. Details of contracts or arrangements or transactions not at arm's length basis : None

- (a) **Name(s) of the related party and nature of relationship** – Not applicable
- (b) **Nature of contracts / arrangements / transactions** – Not applicable
- (c) **Duration of the contracts / arrangements / transactions** – Not applicable
- (d) **Salient terms of the contracts or arrangements or transactions including the value, if any** – Not applicable
- (e) **Justification for entering into such contracts or arrangements or transactions** – Not applicable
- (f) **Date (s) of approval by the Board** – Not applicable
- (g) **Amount paid as advances, if any** – Not applicable
- (h) **Date on which the special resolution was passed in general meeting as required under first provision to Section 188** – Not applicable

2. Details of material contracts or arrangements or transactions at arm's length basis : None

- (a) **Name(s) of the related party and nature of relationship** – Not applicable
- (b) **Nature of contracts / arrangements / transactions** – Not applicable
- (c) **Duration of the contracts / arrangements / transactions** – Not applicable
- (d) **Salient terms of the contracts or arrangements or transactions including the value, if any** – Not applicable
- (e) **Date(s) of approval by the Board, if any** – Not applicable
- (f) **Amount paid as advances, if any** – Not applicable

For and on behalf of the Board of Directors

Place: Mumbai
Date : August 10, 2023

Manoj Mittal
Chairman (Non Executive)

Report on Corporate Governance

(forming part of Directors' Report for the year ended March 31, 2023)

THE CORPORATION'S PHILOSOPHY ON CODE OF GOVERNANCE

The Code of Governance protects the interests of all the stakeholders thereby enhancing shareholders' value. The philosophy on corporate governance recognizes the accountability of the Board, Management and employees of the Corporation and the importance of decisions to all constituents, including customers, employees, investors, business associates, regulatory authorities and the community at large. The Corporation believes that all its operations and actions must be totally transparent and serve the underlying goal of enhancing shareholder value. The Corporation is not a listed entity, nevertheless, it endeavours to comply with Corporate Governance norms.

The Corporation has a Code of Conduct for its Employees and Directors. The objective of this Code is to ensure observance of high ethical standards by the Directors and the Employees of the Corporation and their commitment to the task of enhancing fairness and integrity of the system both in letter and in spirit.

BOARD OF DIRECTORS

The Board of the Company is formed, which not only meet the legal obligation but also make a diversified Board with

a mixed blend of experiences, expertise, and professionals. The Board, while discharging its responsibilities and providing effective leadership to the business, uphold the corporate value, promote the ethical culture, endorse sustainability and leverages innovation. Independent directors play a pivotal role in upholding Corporate Governance norms and ensuring fairness in decision-making. Being experts in various fields, they also bring independent judgement on matters of strategy, risk management, controls and business performance.

As on date, the Board consists of eight Directors including two Independent Directors, six Non-Executive Directors which includes 1 Woman Director.

BOARD MEETINGS

During the period under review, the Board met 6 (six) times on May 9, 2022, July 29, 2022, July 30, 2022, October 10, 2022, November 01, 2022 and February 10, 2023, and the maximum time gap between two board meetings was less than 120 days. The agenda and other related papers are being circulated to the Directors in advance to enable them to take informed decisions. The minutes of the meetings of all the Board and Committees were circulated to all the Directors and finalized incorporating the comments of the Directors.

Directorships held by Directors as on August 10, 2023

The details of Directorships held by the Directors as on August 10, 2023 in other companies are given below :

Name of the Director	Name of institution represented as equity investor	Date of appointment	Category	Directorships
Manoj Mittal	IFCI Limited (Managing Director & CEO)	June 17, 2021	Chairman-Non Executive	<ol style="list-style-type: none"> 1. IFCI Limited – MD & CEO 2. IFCI Venture Capital Limited – Director (Chairman) 3. IFCI Factors Limited – Director (Chairman) 4. IFCI Infrastructure Development Limited – Director (Chairman) 5. Institute of Leadership Development, Chairman (Board of Governors) 6. IFCI Social Foundation - Chairman (Board of Trustees) 7. Management Development Institute, Board of Governors –President (General Body) 8. Entrepreneurship Development Institute of India (EDII) Member (Board of Governors) 9. Rashtriya Gramin Vikas Nidhi Chairperson (Board of Governors)

Name of the Director	Name of institution represented as equity investor	Date of appointment	Category	Directorships
Sachikanta Mishra	IFCI Limited (Executive Director)	March 16, 2021	Non Executive Director	1. IFCI Factors Limited – Director 2. IFCI Infrastructure Development Ltd. - Director
Prasoon	IFCI Limited (Executive Director)	September 27, 2022	Non Executive Director	1. MPCON Limited - Director 2. IFCI Venture Capital Funds Limited – Director 3. Rashtriya Gramin Vikas Nidhi – Board of Governors 4. IFCI Sycamore Capital Advisors Private Limited – Director (Voluntary Liquidation)
Vasantha Govindan	Administrator of the Specified Undertaking of Unit Trust of India (SU-UTI)- CEO	May 26, 2020	Non Executive Director	1. UTI Infrastructure Technology and Services Limited - Director 2. National Financial Holdings Company Limited – Nominee Director
Titus Francis Maliakkal	GIPSA & GIC Re	July 06, 2023	Non Executive Director	1. New India Assurance Co. Ltd., Director
Bijoy Sankar Mishra	LIC of India	April 13, 2023	Non Executive Director	-
Ashok Motwani		August 02, 2019	Non Executive Independent Director	1. Beacon Trusteeship limited -Executive Director 2. IFCI Factors Ltd. – Director
Animesh Chauhan		August 02, 2019	Non Executive Independent Director	1. Union Asset Management Company Private Limited – Independent Director 2. Scoreme Solution Private Limited – Independent Director 3. Kailash Healthcare Limited – Independent Director 4. Kailash Hospitals Limited - Independent Director 5. Uma Medicare Limited - Independent Director 6. Spandana Sphoorty Financial Ltd. – Independent Director 7. Centrum Housing Finance Limited, Independent Director

* None of the Director are related to any of the other Directors.

- Mr. Sunil Kumar Bansal, Non-Executive Director, representative of IFCI Limited, ceased to be a Director w.e.f. close of business hours on September 22, 2022.
- Ms. Sarojini S. Dikhale, Non-Executive Director, representative of LIC of India, ceased to be a Director w.e.f. close of business hours on December 29, 2022.
- Mr. Ramesh N.G.S., ceased to be MD & CEO w.e.f. close of business hours on April 13, 2023.
- Ms. Madhulika Bhaskar, Non Executive Director, representing GIPSA & GIC Re ceased to be a Director w.e.f. close of business hours on June 30, 2023.

Details of the Board Meeting and Attendance

The Board of Directors meet atleast once a quarter. Six meetings were held during the financial year 2022-23. Details of Board Meetings held are as follows:

Sr. No.	Date of the Board Meeting	Total number of Directors on the date of the meeting	No. of Directors attended	% of Attendance
1	May 09, 2022	9	9	100%
2	July 29, 2022	9	9	100%
3	July 30, 2022	9	9	100%
4	October 10, 2022	9	9	100%
5	November 01, 2022	9	8	88.89%
6	February 10, 2023	8	8	100%

Attendance of Directors at Board Meetings and Annual General Meeting during the financial year 2022-23

Attendance at the Board Meetings held on								
Sr. no.	Name of the Director	09-May-2022	29-July-2022	30-July-2022	10-Oct-2022	01-Nov-2022	10-Feb-2023	Attendance at the AGM held on September 23, 2022
1	Manoj Mittal	√	√	√	√	√	√	√
2	Sachikanta Mishra	√	√	√	√	√	√	√
3	Prasoon*	NAB	NAB	NAB	√	√	√	NAB
4	Vasanth Govindan	√	√	√	√	√	√	√
5	Madhulika Bhaskar	√	√	√	√	LoA	√	LoA
6	Ashok Kumar Motwani	√	√	√	√	√	√	√
7	Animesh Chauhan	√	√	√	√	√	√	√
8	Ramesh N.G.S.	√	√	√	√	√	√	√
9	Sarojini S. Dikhale\$	√	√	√	√	√	NAB	√
10	Sunil Kumar@ Bansal	√	√	√	NAB	NAB	NAB	NAB

LOA = Leave of absence; √ = attended; NAB = Not a member of the Board of Directors on the date of the meeting

@ ceased to be a Director w.e.f. close of business hours of September 22, 2022

* joined the Board w.e.f. September 27, 2022

\$ ceased to be a Director w.e.f. close of business hours of December 29, 2022

COMMITTEE MEETINGS

Audit Committee

In accordance with the provisions of Section 177 of the Act, the Corporation has formed its Audit Committee, composition and terms of reference thereto which are in conformity with the said provisions.

The Audit Committee of the Board reviews the effectiveness of controls, compliance with regulatory guidelines as also the performance of the Audit and Compliance functions and provides direction, wherever deemed fit. The Corporation has always adhered to the highest standards of compliance and has put in place appropriate controls and risk measurement and risk management tools to ensure a robust compliance and governance structure.

The Audit Committee inter-alia discharge the following responsibilities: -

- Overseeing the Company's financial reporting process and disclosure of financial information to ensure that the financial statements are correct, sufficient and creditable.
- Review and monitor the Auditor's independence and performance and effectiveness of audit process.
- Evaluation of internal financial controls and risk management systems.
- Approving Related Party Transactions (RPTs) and modifications, if any.
- Review compliance with regulatory requirements and policies, etc.

The accounts are audited every quarter and the audited quarterly and annual financial statements are placed before the Audit Committee for their recommendations before submission to the Board for approval.

The scope of internal audit covers audit of various functions and activities of the Corporation viz., e-Services (i.e. e-stamping, e-registration and e-court fees), Custodial Operations, Depository Participant Operations, Derivatives, SGL, GOI bonds, Authorised Person activities, Administration, Human Wealth Development, Information Technology, etc. As mandated, the Corporation also conducts a yearly Custodial Audit and reports to SEBI under Regulation 14(2) of the SEBI Custodial Regulations 1996. The Corporation also conducts audit of its depository activities under SEBI (Depository Participant) Regulation 1996 and Clause 10.3 of byelaws of NSDL and Clause 16.3 of byelaws of CDSL.

As on March 31, 2023, the Audit Committee comprised of three members viz., Mr. Animesh Chauhan (Chairman), Mr. Prasoon and Mr. Ashok Kumar Motwani, Directors. The details of attendance of the Directors at the Audit Committee meetings during the FY 2022-23 are as follows:

Sr. No.	Name of the Director	Category	Attendance at the Audit Committee Meeting				
			04-May-2022	28-Jul-2022	10-Oct-2022	01-Nov-2022	09-Feb-2022
1	Animesh Chauhan	Non Executive / Independent	√	√	√	√	√
2	Prasoon*	Non Executive	NAB	NAB	√	√	√
3	Ashok Kumar Motwani	Non Executive / Independent	√	√	√	√	√
4	Sunil Kumar Bansal@	Non Executive	√	√	NAB	NAB	NAB
5	Sarojini S. Dikhale\$	Non Executive	√	√	√	√	NAB

√ = attended; NAB = Not a member of the Board of Directors on the date of the meeting

@ ceased to be a Director w.e.f. close of business hours of September 22, 2022

* joined the Board w.e.f. September 27, 2022

\$ ceased to be a Director w.e.f. close of business hours of December 29, 2022

NOMINATION AND REMUNERATION COMMITTEE

In accordance with the provisions of Section 178 of the Act, the Company has formed its Nomination and Remuneration Committee (NRC), composition and terms of reference of which are in conformity with the said provisions.

The Nomination and Remuneration Committee inter-alia discharge the following responsibilities:

- Formulate the criteria for determining qualifications, positive attributes and independence of a director.
- Recommend appointment of Senior Management and key managerial personnel of the Company (at one level below the MD & CEO / WTD) in accordance with the criteria laid down in this policy including the terms of appointment.
- Recommend the remuneration payable of the Senior Management, Key Managerial Personnel and other employees of the Company.
- Recommend to the Board remuneration, if any, payable to the Directors, etc.

As on March 31, 2023, the NRC comprised of three Directors viz., Mr. Ashok Kumar Motwani (Chairman), Mr. Prasoon and Mr. Animesh Chauhan, Directors. The details of attendance of the Directors at the NRC meetings during the FY 2022-23 are as follows:

Sr. No.	Name of the Director	Category	Attendance at the NRC Meeting				
			04-May-2022	28-Jul-2022	10-Oct-2022	01-Nov-2022	01-Feb-2023
1	Ashok Kumar Motwani	Non Executive / Independent	√	√	√	√	√
2	Prasoon*	Non Executive	NAB	NAB	√	√	√
3	Animesh Chauhan	Non Executive / Independent	√	√	√	√	√
4	Sunil Kumar Bansal@	Non Executive	√	√	NAB	NAB	NAB

√ = attended; NAB = Not a member of the Board of Directors on the date of the meeting

* joined the Board w.e.f. September 27, 2022

@ ceased to be a Director w.e.f. close of business hours of September 22, 2022

PERFORMANCE EVALUATION

The Annual performance evaluation was carried out for FY 2022-23 by the Board in respect of its own performance, the Directors individually as well as the evaluation of the working of its Audit, Nomination and Remuneration, Corporate Social Responsibility and Risk Management Committees. A structured questionnaire covering various aspects such as adequacy of the composition of the Board and its Committees, Board culture, execution and performance of specific duties, obligations and governance was prepared which is broadly based on the Guidance Note issued by SEBI vide circular no, CMD/CIR/P/2017/004 dated January 5, 2017 and The Institute of Company Secretaries, June 2017.

As per the code of Independent Directors, the performance evaluation of the Chairman and the Non-Independent Directors & the Board as a whole was carried out by the Independent Directors and they expressed their satisfaction with the evaluation process.

RISK MANAGEMENT COMMITTEE

The Board has formed the Risk Management Committee to inter alia review various risks the Corporation is exposed to / risks associated with any new initiatives and considers the mitigants suggested by the business heads / departmental heads / Chief Risk Officer. Thereafter, the Risk Management Committee gives its recommendations on the risks and the mitigants thereof to the Board.

The Risk Management Committee inter-alia discharge the following responsibilities:

- Formulation of Risk Management Policy (covering internal and external risks, and business continuity plan) and monitor and oversee implementation thereof, including evaluating the adequacy of risk management systems.
- Review the adequacy of the Company's insurance coverage and scope for having the premiums reduced.
- Assess the quality, quantity and timeliness of flow of information between the company management and the Board that is necessary for the Board to effectively and reasonably perform their duties.
- Review the Key Risk indicators reported by the risk management department and provide recommendations to improve the risk return profile, etc.

As on March 31, 2023, the Committee comprised of two directors viz., Ms. Madhulika Bhaskar (Chairperson) and Mr. Animesh Chauhan, Directors. The details of attendance of the Directors at the Risk Management Committee meetings during the FY 2022-23 are as follows:

Sr. No.	Name of the Director	Category	Attendance at the Risk Management Committee Meeting			
			04-May-2022	28-Jul-2022	01-Nov-2022	09-Feb-2023
1	Madhulika Bhaskar	Non Executive	√	√	√	√
2	Animesh Chauhan	Non Executive / Independent	√	√	√	√
3	Sarojini S. Dikhale\$	Non Executive	√	√	√	NAB

√ = attended, NAB = Not a member of the Board of Directors on the date of the meeting

\$ ceased to be a Director w.e.f. close of business hours of December 29, 2022

CORPORATE SOCIAL RESPONSIBILITY COMMITTEE

In accordance with provisions of Section 135 of the Companies Act, 2013, the Board has formed the Corporate Social Responsibility (CSR) Committee. The Composition and terms of reference of the committee are in conformity with the said provisions.

The CSR Committee inter-alia discharge the following responsibilities:

- Formulating and recommending to the Board of Directors the CSR policy and indicating activities to be undertaken.
- Recommending the amount of expenditure for the CSR activities.
- Monitoring CSR activities from time to time.

As on March 31, 2023, the Committee comprised of three Members viz., Mr. Ashok Kumar Motwani, Mr. Animesh Chauhan and Mr. Sachikanta Mishra, Directors. The details of attendance of the Directors at the CSR Committee meeting during the FY 2022-23 are as follows:

Sr. No.	Name of the Director	Category	Attendance at the CSR Committee Meeting		
			04-May-2022	28-July-2022	01-Nov-2022
1	Sachikanta Mishra	Non Executive	√	√	√
2	Ashok Kumar Motwani	Non Executive / Independent	√	√	√
3	Animesh Chauhan	Non Executive / Independent	√	√	√
4	Sarojini S. Dikhale\$	Non Executive	√	√	√

√ = attended

\$ ceased to be a Director w.e.f. close of business hours of December 29, 2022

A CSR Report giving details of the CSR activities undertaken by the Corporation during the year along with the amount spent on CSR activities forms part of the Board's Report.

COMMITTEE FOR NEW INITIATIVES

Any new business proposal is initially placed to the Committee for New Initiatives and thereafter to the Risk Management Committee. The New Initiatives Committee inter alia considers factors like cost benefit analysis, viability, synergy with existing businessline, etc. The recommendations of the Committee are placed before the Board.

As on March 31, 2023, the Committee comprised of three members viz., Mr. Ashok Kumar Motwani (Chairperson), Mr. Sachikanta Mishra and Ms. Vasantha Govindan as members.

COMMITTEE OF INDEPENDENT DIRECTORS

In compliance of Schedule IV (Code for Independent Directors), the Independent Directors, Mr. Ashok Kumar Motwani and Mr. Animesh Chauhan had met on March 24, 2023.

The meeting of the Independent Directors was held without the participation of the management representatives to discuss matters pertaining to the Company's affairs. At the said meeting, the Independent Directors, inter-alia, reviewed / assessed the following:

- i. The performance of Chairman, Non-Independent Directors and the Board as a whole.
- ii. The quality, quantity and timeliness of the flow of information between the Company management and the Board that is necessary for the Board to perform their duties effectively and reasonably.

COMMITTEE FOR TRANSFER OF SHARES

The Committee is required to ensure that the transfer of shares held by institutional shareholders are in compliance with the pre-emptive rights applicable to institutional shareholders.

As on March 31, 2023, the Committee for Transfer of Shares comprised of Directors viz., Mr. Sachikanta Mishra (Chairman), Ms. Madhulika Bhaskar and Ms. Vasantha Govindan as members. The Committee did not meet during the year since there was no transfer of shares by the institutional shareholders.

DEMATERIALISATION OF EQUITY SHARES

The equity shares of the Corporation are admitted with National Securities Depository Limited (NSDL) and Central Depository Services Limited (CDSL). The ISIN allocated by NSDL and CDSL is "INE626X01016". M/s. Link Intime India Pvt Limited has been appointed as Registrar and Transfer Agent. As on date more than 99.86% of the Corporation's equity shares are in dematerialised form.

SHAREHOLDING PATTERN

The share holding pattern is as under :

Equity Shareholders	Number of equity shares of face value Rs 10/-	% of total equity shares
IFCI Ltd	1,11,30,000	52.86
Administrator of the specified undertaking of the Unit Trust of India	35,70,000	16.96
Life Insurance Corporation of India	31,50,000	14.97
General Insurance Corporation of India	6,30,000	2.99
New India Assurance Company Limited	6,30,000	2.99
United India Insurance Company Limited	6,30,000	2.99
The Oriental Insurance Company Limited	6,30,000	2.99
National Insurance Company Limited	6,30,000	2.99
Others	54,400	0.26
Total	2,10,54,400	100

None of the Directors hold any equity share in the Corporation.

The Shares in the Corporation held by the promoter institutions shall be transferred upon exhaustion of the rights of pre-emption.

GENERAL BODY MEETINGS

The Annual General Meetings (AGM) of the Corporation are held at Mumbai and the details of the meetings held during the past three years are as under:

General Meeting	33 rd AGM	34 th AGM	35 th AGM
Year	2019-20	2020-21	2021-22
Venue	Through Video Conference / Other Audio Visual Means	Through Video Conference / Other Audio Visual Means	Through Video Conference / Other Audio Visual Means
Date and Day of the Meeting	November 06, 2020 Friday	September 24, 2021 Friday	September 23, 2022 Friday

The above mentioned AGMs did not pass any special resolutions.

EXTRAORDINARY GENERAL MEETING:

No Extraordinary General Meeting of the members was held during FY 2022-23.

CODE OF CONDUCT

The Code of Conduct is a code that applies to all employees including the Directors. The code is further augmented by several other policies that help strengthen governance practices at the Corporation. These policies include the Anti-fraud policy, Anti-Money Laundering policy, Whistle Blower Policy, the Prevention of Sexual Harassment at Workplace Policy, etc. The Company believes in "Zero Tolerance" for any ethical violations, in all forms or manners. The Code lays emphasis amongst other things, on integrity at the workplace and in business practices, honest and ethical personal conduct, diversity, fairness, respect etc.

PREVENTION OF INSIDER TRADING CODE:

As per SEBI (Prohibition of Insider Trading) Regulations, 2015, the Corporation had adopted a Code of Conduct to regulate, monitor and report trading in securities for Prevention of Insider Trading.

DISCLOSURES

There were no transactions of material nature with its Directors, KMP or their relatives etc. that may have potential conflict with the interest of the Corporation at large.

DIVIDEND HISTORY

Dividend History of last five years			
Sr. no.	Financial year	Rate of dividend	Date of declaration (AGM)
1	2017-18	79%	September 17, 2018
2	2018-19	45.5%	September 20, 2019
3	2019-20	50%	November 06, 2020
4	2020-21	131%	September 24, 2021
5	2021-22	305%	September 23, 2022

Pursuant to Section 123 of the Companies Act, 2013, dividends that are unclaimed for a period of seven years get transferred to the Investors' Education and Protection Fund administered by the Central Government.

SHAREHOLDER INFORMATION

a. Annual General Meeting

Date, time & Venue of the Annual General Meeting

Friday, September 22, 2023 at 4.00 p.m. through Video Conference (VC) / Other Audio Video Means (OAVM)

b. Date of Book closure / record date

Friday, September 22, 2023

c. Dividend payment date

Dividend after Friday, September 22, 2023 but within the statutory time limit

d. Listing on Stock Exchange

The Corporation's shares are not listed on any Stock Exchange.

e. Annual Report

The Annual Report containing inter alia Audited Annual Accounts, Consolidated Financial Statement, Directors' Report, Auditors' Report and other important information is circulated to members and others entitled thereto. The Annual Report of the Corporation is also available on the website of the Corporation in a downloadable form.

f. Distribution of shareholding as on March 31, 2023

The promoter institutions viz., IFCI Limited, Administrator of the Specified Undertaking of Unit Trust of India, LIC of India, General Insurance Company of India, The Oriental Insurance Company Limited, The New India Assurance Company Limited, United India Insurance Company Limited and National Insurance Company Limited together hold 99.7416% out of 21,054,400 equity shares of ₹10 each issued and subscribed, the balance 0.2584% of the shares are held by individuals (0.2579%) and a body corporate (0.0005%).

g. Address for correspondence

The Company Secretary
 Stock Holding Corporation of India Limited
 301, Centre Point
 Dr. Babasaheb Ambedkar Road
 Parel, Mumbai 400012.
 Dated: August 10, 2023

Business Responsibility & Sustainability Report

SECTION A: GENERAL DISCLOSURES

I. DETAILS

1. Corporate Identity Number (CIN) of the Entity	U67190MH1986GOI040506
2. Name of the Entity	Stock Holding Corporation of India Limited
3. Year of incorporation	1986
4. Registered office address	301, Centre Point, Dr. B. Ambedkar Road, Parel, Mumbai 400012
5. Corporate address*	301, Centre Point, Dr. Babasaheb Ambedkar Road, Parel, Mumbai - 400012
6. E-mail	secretarial@stockholding.com
7. Telephone	+91-22-61779400
8. Website	www.stockholding.com
9. Financial year for which reporting is being done	2022-23
10. Name of the Stock Exchange(s) where shares are listed	Unlisted
11. Paid-up Capital	INR 21,05,44,000
12. Name and contact details (telephone, email address) of the person who may be contacted in case of any queries on the BRSR report	Mr. Shashikant L. Nayak Vice President & Company Secretary Telephone no.+91-22-61779043 Email id: shashikant@stockholding.com, secretarial@stockholding.com
13. Reporting boundary - Are the disclosures under this report made on a standalone basis (i.e., only for the entity) or on a consolidated basis (i.e., for the entity and all the entities which form a part of its consolidated financial statements, taken together).	Disclosures made in this report are on a standalone basis and pertain only to Stock Holding.

*Stock Holding also has an Operations Office in Mahape, Navi Mumbai.

II. PRODUCTS/SERVICES

14. Details of business Activities

S. No.	Description of Main Activity	Description of Business Activity	% of Turnover of the entity
1.	Financial and Insurance Service	Other Financial Service	100%

15. Products/Services sold by the entity

S. No.	Product/Service	NIC Code	% of total Turnover contributed
1.	Custody and Depository Participant	661	100%

III. OPERATIONS

16. Number of locations where plants and/or operations/offices of the entity are situated:

Location	Number of plants	Number of offices	Total
National	-	203	203
International	-	-	-

17. Markets served by the entity

a. Number of locations

Locations	Number
Pan India locations	203
International (No. of Countries)	-

b. What is the contribution of exports as a percentage of the total turnover of the entity?

Not Applicable as the company is not involved in exports.

c. A brief on the types of customers

StockHolding serves different categories of customer including retail, high net worth Individuals (HNI), corporate and institutional customers, state government/s, banks and District courts, High Courts and Supreme Court.

IV. EMPLOYEES

18. Details as at the end of Financial Year

a. Employees (including differently abled)

S. No.	Particulars	Total (A)	Male		Female	
			No. (B)	% (B/A)	No. (C)	% (C/A)
EMPLOYEES						
1.	Permanent (D)	1339	867	64.75	472	35.25
2.	Total Employees (D)	1339	867	64.75	472	35.25

b. Differently-abled contractual staff: StockHolding does promote the employment of differently-abled workers. Though there are currently no differently-abled employees on its rolls, but there are four differently-abled contractual workers engaged for over a decade in Housekeeping Services at the Operations office in Mahape (2) one at its fort branch and one at its Head office for over a year.

19. Participation/Inclusion/Representation of Women

	Total (A)	No. and percentage of Females	
		No. (B)	% (B/A)
Board of Directors	8	2	25
Key Management Personnel	3	0	0

20. Turnover rate for permanent employees*

	FY 2022			FY 2021			FY 2020		
	Male	Female	Total	Male	Female	Total	Male	Female	Total
Permanent Employees	11.09	9.17	10.13	20.66	15.15	17.90	11.38	8.76	10.07

StockHolding does not have 'Workers' as defined under the guidance note of BRSR.

*The formula used for calculating StockHolding's turnover rate is- Manpower/Resignation.

V. HOLDING, SUBSIDIARY AND ASSOCIATE COMPANIES (INCLUDING JOINT VENTURES)

21. (a) Names of holding/subsidiary/associate companies/joint ventures

S. No.	Name of the holding/subsidiary/associate companies/joint ventures (A)	Indicate whether holding/ Subsidiary/ Associate/ Joint Venture	% of shares held by listed entity	Does the entity indicated at column A, participate in the Business Responsibility initiatives of the listed entity? (Yes/No)
1.	IFCI Limited	Holding Company	52.86% of the total paid up share capital of StockHolding	No
2.	StockHolding Limited	Services Subsidiary	100% of StockHolding	Yes
3.	StockHolding Management Limited	Document Services Subsidiary	100% of StockHolding	Yes
4.	StockHolding IFSC Limited	Securities Subsidiary	100% of StockHolding	Yes

VI. CSR DETAILS

22. (i) **Whether CSR is applicable as per section 135 of Companies Act, 2013:** Yes

(ii) **Turnover (in ₹):** INR 6,741,228,448

(iii) **Net worth (in ₹):** INR 59,560,201,910

VII. TRANSPARENCY AND DISCLOSURES COMPLIANCES

23. **Complaints/Grievances on any of the principles (Principles 1 to 9) under the National Guidelines on Responsible Business Conduct:**

Stakeholder group from whom complaint is received	Grievance Redressal Mechanism in Place (Yes/No) (If Yes, then provide web-link for grievance redress policy)	FY 2022-23 Current Financial Year			FY 2021-2022 Previous Financial Year		
		Number of complaints filed during the year	Number of complaints pending resolution at close of the year	Remarks	Number of complaints filed during the year	Number of complaints pending resolution at close of the year	Remarks
Communities	Not Available	0	0	-	0	0	-
Investors (other than shareholders)	Not Available	0	0	-	0	0	-
Shareholders	Not Available	0	0	-	0	0	-
Employees	Yes	0	0	-	0	0	-
Customers	Yes	250	0	-	277	0	-
Value Chain Partners	Not Available	0	0	-	0	0	-
Others (please specify)		Not Available					

24. Overview of the entity’s material responsible business conduct issues.

Please indicate material responsible business conduct and sustainability issues pertaining to environmental and social matters that present a risk or an opportunity to your business, rationale for identifying the same, approach to adapt or mitigate the risk along-with its financial implications, as per the following format.

S. No.	Material Issue Identified	Indicate whether risk or opportunity (R/O)	Rationale for identifying the risk/opportunity	In case of risk, approach to adapt or mitigate	Financial implications of the risk or opportunity (Indicate positive or negative implications)
1.	Business Ethics and Governance	Opportunity	Opportunity Aligning the business practices to the highest standards of ethics and governance helps the company in maintaining transparency and accountability. It also assists the company in making decisions that are responsible and ethical, thereby preventing corporate scandals and fraud.	-	Positive Practicing ethical behavior leads to improved customer loyalty, thereby resulting in increased sales and revenue. It also leads to cost savings as the company will not be at risk of running into financial loss due to unethical or irresponsible behavior.
2.	Compliance	Risk and Opportunity	Risk The risk of compliance failure could lead to imposition of legal penalties, monetary fees and fines and reputational loss. Opportunity Complying to applicable rules and regulations maintains investor confidence and strengthen client and customer trust, thereby helping in gaining reputational and financial benefits.	The respective compliance officers regularly follow updates regarding the latest and updated legal rules and regulations and ensure compliance to these updates. The company has an online compliance tracking mechanism in place. A compliance certificate for the overall organization is placed to the Board on quarterly basis.	Positive It leads to cost savings that otherwise might be incurred due to noncompliance. These costs include fines, penalties and legal fees. Negative Imposition of penalties/ fees/ fines creates reputational risks.
3.	Customer Privacy	Opportunity	Opportunity As StockHolding is moving towards digitization, maintaining customer privacy is critical. It, therefore, presents an opportunity to use technology to improve customer engagement and take responsibility towards safe use of customer data.	-	Positive Maintaining customer privacy could help in gaining additional customers as protecting personal data is an important parameter, to make the customer comfortable in sharing personal data. Negative Greater use of technology and keeping hardware/devices and software updated could increase operating costs.

S. No.	Material Issue Identified	Indicate whether risk or opportunity (R/O)	Rationale for identifying the risk/opportunity	In case of risk, approach to adapt or mitigate	Financial implications of the risk or opportunity (Indicate positive or negative implications)
4.	Data Security	Risk and Opportunity	<p>Risk</p> <p>The risk to data security could lead to cybersecurity attacks and further data breaches that could compromise with the safety of both customer and the company data.</p> <p>Opportunity</p> <p>Due to increasing dependence on data, maintaining data security provides the company with a competitive advantage as well as an improved reputation. It may also result in saving of costs that could potentially be incurred due to issues linked to security breaches.</p>	Maintenance of a strong policy on data security and following the guidelines of ISO 27000:2013 by Stockholding helps in managing the risks associated with data security breaches.	<p>Positive</p> <p>It helps to minimize risks and save potential risks linked to noncompliance with data security rules and regulations. Securing data will retain the customer base as well as keep the company's sensitive data safe.</p> <p>Negative</p> <p>Installation of firewalls, antivirus and other security software could increase operating costs.</p>
5.	Transparency & Disclosures	Opportunity	<p>Opportunity</p> <p>Disclosing both financial and non-financial aspects of the company helps in building trust and credibility of the company amongst its stakeholders and shareholders.</p> <p>Maintaining transparency, especially on the non-financial details of the company, including details on environmental, social and governance aspects, additionally enhances the reputation of the company.</p>	-	<p>Positive</p> <p>It helps in increasing investor confidence, thereby attracting higher investments from investors.</p> <p>Negative</p> <p>Engaging experts/consultants to support the preparation of disclosure reports could involve monetary expenses.</p>
6.	Customer Satisfaction	Opportunity	<p>Opportunity</p> <p>Providing satisfactory services to customers enhances credibility, helps gain competitive advantage and build a positive brand image.</p>	-	<p>Positive</p> <p>Maintaining customer satisfaction helps in customer retention and would also create better reputation, thereby attracting more customers.</p> <p>It also assists in maintaining or increasing customer base and preventing loss of revenue linked to customer exit due to non-satisfactory addressal of customer requests and grievances.</p>
7.	Community Engagement	Opportunity	<p>Opportunity</p> <p>Effective engagement with the community presents an opportunity for Stock Holding to promote well-being of people belonging to underprivileged or marginalized sections of the society. It helps in making a positive social impact in the society via quality education, better healthcare, empowerment of women, etc.</p>	-	<p>Positive</p> <p>Effectively engaging with communities from underprivileged backgrounds enhances brand reputation and investor-confidence, thereby attracting higher investments.</p> <p>Negative</p> <p>This could lead to an increase in costs.</p>

S. No.	Material Issue Identified	Indicate whether risk or opportunity (R/O)	Rationale for identifying the risk/opportunity	In case of risk, approach to adapt or mitigate	Financial implications of the risk or opportunity (Indicate positive or negative implications)
8.	Employee Welfare	Opportunity	Opportunity Providing benefits to employees such as adequate remuneration, leaves, holidays, and opportunities for skill development improves employee satisfaction and loyalty as well as help in retaining existing and attracting new talent.	-	Positive Providing employee welfare will increase employee satisfaction, loyalty, productivity and retention, thereby helping companies to maintain the required work force and have a positive image. This reduces costs related to absenteeism and recruitment. Negative Employee welfare increase direct costs linked with healthcare benefits, retirement benefits, paid leaves, etc.

SECTION B: MANAGEMENT AND PROCESS DISCLOSURES

The National Guidelines on Responsible Business Conduct (NGRBC) were prescribed by the Ministry of Corporate Affairs (MCA), Government of India, in 2018. They are built over the National Voluntary Guidelines on the Social, Environmental and Economic Responsibilities of Business (NVGs) released by the MCA in 2011. The NGRBC have been designed to guide businesses to perform beyond the requirements of regulatory compliance and contribute towards wider developmental goals including environmental and social.

The NGRBC advocates for nine principles referred as P1-P9 as given below:

P1	Businesses should conduct and govern themselves with integrity and in a manner that is Ethical, Transparent and Accountable.
P2	Businesses should provide goods and services in a manner that is sustainable and safe.
P3	Businesses should respect and promote the well-being of all employees, including those in their value chains.
P4	Businesses should respect the interests of and be responsive to all its stakeholders.
P5	Businesses should respect and promote human rights.
P6	Businesses should respect and make efforts to protect and restore the environment.
P7	Businesses, when engaging in influencing public and regulatory policy, should do so in a manner that is responsible and transparent.
P8	Businesses should promote inclusive growth and equitable development.
P9	Businesses should engage with and provide value to their consumers in a responsible manner.

Disclosure Questions	P1	P2	P3	P4	P5	P6	P7	P8	P9
Policy and Management Processes									
1. a. Whether your entity's policy/policies cover each principle and its core elements of the NGRBCs. (Yes/No)	Y	Y	Y	Y	Y	Y	Y	Y	Y
b. Has the policy been approved by the Board? (Yes/No)	Y	Y	Y	Y	Y	Y	Y	Y	Y
c. Weblink to the policies, if available.* (Yes/No)	Y	Y	Y	Y	Y	Y	Y	Y	Y
2. Whether the entity has translated the policy into procedures. (Yes / No)	Y	Y	Y	Y	Y	Y	Y	Y	Y
3. Do the enlisted policies extend to your value chain partners? (Yes/No).**	Y	Y	Y	Y	Y	Y	Y	Y	Y
4. Name of the national and international codes/certifications/labels/ standards (e.g. Forest Stewardship Council, Fairtrade, Rainforest Alliance, Trustea) standards (e.g. SA 8000, OHSAS, ISO, BIS) adopted by your entity and mapped to each principle.	ISO 27001:2013 (Information Security Management System)								

- | | |
|---|---|
| 5. Specific commitments, goals and targets set by the entity with defined timelines, if any. | Commitments, goals, and targets are in the process of being formulated. |
| 6. Performance of the entity against the specific commitments, goals and targets along-with reasons in case the same are not met. | Specific commitments, goals and targets are yet to be finalized. |

Governance, Leadership and Oversight

- | | |
|---|--|
| 7. Statement by director responsible for the business responsibility report, highlighting ESG related challenges, targets and achievements. | <p>Stock Holding endeavors to integrate the sustainability ethos in its corporate strategy and regular business operations. The company is conscious of the environment around, social well-being of the community and best governance practices while conducting its business. StockHolding is committed to integrate environmental, social and governance (ESG) principles into its businesses to improve the quality of life of the communities to which it serves. StockHolding is also committed to conduct beneficial and fair business practices to the labour, human capital and to the community. It provides employees and business associates with working conditions that are clean, safe, healthy and fair. StockHolding strives to be responsible and friendly neighbour in the communities in which it operates and contributes to their equitable and inclusive development. To deliver and achieve these commitments, StockHolding has a separate CSR Policy and Code of Conduct.</p> |
| 8. Details of the highest authority responsible for implementation and oversight of the Business Responsibility policy(ies). | Board of Directors are responsible for implementation and oversight of the Business Responsibility Policy/policies. |
| 9. Does the entity have a specified Committee of the Board/ Director responsible for decision making on sustainability related issues? (Yes / No). If yes, provide details. | StockHolding has a CSR Committee of the Board that manages social/community development-related initiatives of the company. StockHolding is also in the process of formulating an internal ESG committee that will be responsible for taking decisions on ESG issues and initiatives. It is also contemplated to constitute a specified Committee of the Board for BRSR. |

* Please note that not all policies are available for the public. Some policies are available only for the internal stakeholders on the company's intranet.

** Please note that all the policies are made available to the value chain partners. While the value chain partners are not obligated to comply with the policies, StockHolding takes the initiative to make them aware about all its policies.

Principle-wise Policies

S. No.	Principles	Policies
1	P1: Businesses should conduct and govern themselves with integrity in a manner that is ethical, transparent and accountable.	Anti-Fraud Policy; Insider Trading Policy/Guidelines; Privacy Policy; Vigilance Manual; Whistle Blower Policy
2	P2: Businesses should provide goods and services in a manner that is sustainable and safe.	Centralized Procurement Policy; IT Procurement Manual
3	P3: Businesses should respect and promote the wellbeing of all employees, including those in their value chains	Policy on Grievance Redressal Mechanism; Policy on Prevention of Sexual Harassment at Workplace; Service Manual & Code of Conduct; Whistle Blower Policy
4	P4: Businesses should respect the interests of and be responsive towards all its stakeholders	Conflicts of Interest Policy; Corporate Social Responsibility Policy; Policy on Grievance Redressal Mechanism;
5	P5: Businesses should respect and promote human rights	Policy on Grievance Redressal Mechanism; Policy on Prevention of Sexual Harassment at Workplace;
6	P6: Businesses should respect, protect, and make efforts to restore the environment	Corporate Social Responsibility Policy (CSR); Environmental Social and Governance Policy
7	P7: Businesses when engaging in influencing public and regulatory policy, should do so in a manner that is responsible and transparent	Environmental Social and Governance Policy
8	P8: Businesses should promote inclusive growth and equitable development	Corporate Social Responsibility Policy; Environmental Social and Governance Policy
9	P9: Businesses should engage with and provide value to their consumers in a responsible manner	Code of Conduct; Customer Grievance Policy

10. Details of Review of the National Guidelines on Responsible Business Conduct (NGRBC).

Subject for Review	Indicate whether review was undertaken by Director / Committee of the Board/ Any other Committee	Frequency (Annually/ Half yearly/ Quarterly/ Any other – please specify)
Performance against above policies and follow up action	Yes	Annually
Compliance with statutory requirements of relevance to the principles and rectification of any non-compliances	Yes	Quarterly

11. Has the Company carried out independent assessment/ evaluation of the working of its policies by an external agency? (Yes/No). If yes, provide name of the agency.

No. However, the policies are reviewed and evaluated internally by the Board of StockHolding on a regular basis.

12. If answer to question (1) above is "No" i.e. not all Principles are covered by a policy, reasons to be stated.

Not Applicable.

SECTION C: PRINCIPLE-WISE PERFORMANCE DISCLOSURES**Principle 1: Businesses should conduct and govern themselves with integrity in a manner that is ethical, transparent and accountable.****ESSENTIAL INDICATORS**

1. Percentage coverage by training and awareness programmes on any of the Principles during the financial year:

Segment	Total number of training and awareness programmes held	Topics/principles covered under the training and its impact	% of persons in respective category covered by the awareness programmes
Board of Directors	-	-	-
Key Managerial Personnel	13	Leadership, Strategic & Compliance	100%
Employees other than BoD and KMPs	125	Leadership, Soft Skills, Behavioural, Technical & Compliance, managerial	95%

Note: As StockHolding does not have 'workers' as defined under the guidance note on BRSR, there are no training programs for them.

2. Details of fines / penalties /punishment/ award/ compounding fees/ settlement amount paid in proceedings (by the entity or by directors / KMPs) with regulators/ law enforcement agencies/ judicial institutions, in the financial year, in the following format .

No such cases have been reported in this period.

3. Of the instances disclosed in Question 2 above, details of the Appeal/ Revision preferred in cases where monetary or non-monetary action has been appealed.

Not applicable as there were no such instances reported.

4. Does the entity have an anti-corruption or anti-bribery policy? If yes, provide details in brief and if available, provide a web-link to the policy.

Yes. The company has a Vigilance Mechanism/Whistle Blower Policy that manages issues related to corruption and bribery in detail. It defines the scope and coverage of the Policy, protection to whistle blower and the procedure for disclosure and inquiry/ investigation. StockHolding's website also directs the employee to a Company Whistle Blower System that facilitates the employees for filing complaints online against any officials containing allegation of corruption and having vigilance angle. The application provides enough security to the whistle blower for keeping the whistle blower details secret. More details about the Vigilance Mechanism/Whistle Blower Policy are available here- <https://corporate.stockholding.com/vigilance/>.

The company also has a Vigilance Manual that describes the vigilance set-up, vigilance administration, origin of vigilance cases, departmental proceedings and procedures for imposing penalties as per StockHolding Staff Regulations, in detail.

5. Number of Directors/KMPs/employees/workers against whom disciplinary action was taken by any law enforcement agency for the charges of bribery/ corruption.

No charges of bribery/corruption have been levied on the company's Directors/KMPs/ employees/workers. Hence, there has been no need for disciplinary action.

6. Details of complaints with regard to conflict of interest.

No complaints were received regarding conflict of interest in the reporting period.

7. Provide details of any corrective action taken or underway on issues related to fines / penalties / action taken by regulators/ law enforcement agencies/ judicial institutions, on cases of corruption and conflicts of interest.

Since no cases have been reported, this is not applicable.

LEADERSHIP INDICATORS

1. Awareness programmes conducted for value chain partners on any of the principles during the financial year:

Stock Holding conducted a training program for its contractual housekeeping and maintenance workers on the responsible disposal of waste in the current financial year. Going ahead, the company plans to carry out focused programs for sensitization on various aspects of sustainability.

2. Does the entity have processes in place to avoid/manage conflict of interests involving members of the Board? (Yes/No) If Yes, provide details of the same.

Yes. The company has an internal Conflicts of Interest Policy to resolve disputes that may arise during the conduct of business activities. The Policy applies to the Board of Directors as well as to the employees at Stock Holding. It identifies potential areas of conflict along with procedures and controls to manage the same.

Principle 2: Businesses should provide goods and services in a manner that is sustainable and safe.

ESSENTIAL INDICATORS

1. Percentage of R&D and capital expenditure (capex) investments in specific technologies to improve the environmental and social impacts of product and processes to total R&D and capex investments made by the entity, respectively.

As the company works in the financial services domain, the scope of Research & Development and Capital Expenditure for such technologies is limited. However, given the increasing interest in adopting sustainable methods, Stock Holding is becoming increasingly conscious of its resource consumption like paper and in that regard, it is taking active steps to promote digitization. It is also undertaking tree plantation initiatives to promote sensitization towards the environment. As part of its CSR engagements, focus is given on gender and education in the social impact projects.

2. a. Does the entity have procedures in place for sustainable sourcing? (Yes/No)

Yes. Our vendors sign an Integrity Pact for ensuring all applicable guidelines are adhered to. Going forward, specific clauses are being added for the purpose, as per industry practices.

- b. If yes, what percentage of inputs were sourced sustainably?

While the data on the percentage is limited for this financial year, Stock Holding intends to report on the same in the next financial year's cycle.

3. Describe the processes in place to safely reclaim your products for reusing, recycling and disposing at the end of life, for (a) Plastics (including packaging) (b) E-waste (c) Hazardous waste and (d) other waste.

- a. Stock Holding has partnered with Sampurn(e)arth Limited- a social enterprise working on waste management. This enterprise collects and take plastics from the offices a monthly basis (unless stated otherwise). Recently, Stock Holding has phased out 100 % of its use of single-use plastics (SUP).

- b. The company safely disposes e-waste to authorized e waste vendors or recyclers.

- c. Stock Holding does not generate hazardous waste of any kind.

- d. It disposes cartridges safely and responsibly. In the RfP for procuring cartridges, the requirement for reverse pick up under agreed terms by the vendors is mentioned.

- e. Value chain partners sign integrity pact to ensure they comply with all applicable laws.
- f. StockHolding is also in the process of further initiating ESG conscious practices and procedures in its day today operations.

Further Initiatives.

- During festivals, StockHolding gives nominal gifts to its employees including contractual workers. These gifts are made out of recycled material by underprivileged children at its partner NGOs.
- Additionally, furniture that is more than 5 years old is disposed in an environmentally responsible manner.
- Old vehicles/electrical equipment that are not in use are handed over for responsible disposal to authorized recyclers.

4. Whether Extended Producer Responsibility (EPR) is applicable to the entity’s activities (Yes / No). If yes, whether the waste collection plan is in line with the Extended Producer Responsibility (EPR) plan submitted to Pollution Control Boards? If not, provide steps taken to address the same.

Not applicable as the company is not involved in the manufacture or selling of tangible products. However e-waste disposal is done as per the prevalent industry practice.

LEADERSHIP INDICATORS

1. Has the entity conducted Life Cycle Perspective / Assessments (LCA) for any of its products (for manufacturing industry) or for its services (for service industry)? If yes, provide details in the following format?

Not applicable as the company is not involved in manufacturing or selling of tangible products.

2. If there are any significant social or environmental concerns and/or risks arising from production or disposal of your products / services, as identified in the Life Cycle Perspective / Assessments (LCA) or through any other means, briefly describe the same along-with action taken to mitigate the same.

Name of the Product/Service	Description of the risk/concern	Action Taken
Electronic devices /e-waste	Irresponsible disposal of e-waste could potentially lead to adverse environmental impacts and pose social risks to those handling the disposed off e-waste	StockHolding disposes its e-waste responsibly via a certified and authorized e-waste vendors/recycler

3. Percentage of recycled or reused input material to total material (by value) used in production (for manufacturing industry) or providing services (for service industry).

Not applicable as the company is not involved in providing tangible products.

4. Of the products and packaging reclaimed at end of life of products, amount (in metric tonnes) reused, recycled, and safely disposed, as per the following format:

	FY 2022-23 Current Financial Year		
	Re-used	Recycled	Safely Disposed
Plastics (including packaging)	Refer to 'Other Waste' in the table		
E-waste***		354 units*	
Hazardous Waste	Not Applicable		
Other waste*		120 kg**	-

Note: The data for the previous financial year was not recorded.

*The data is indicative of the pick-up of e-waste carried out by an authorized e-recycler on 28th August, 2022.
 **The data is indicative of the non-biodegradable waste (including plastics) collected on 19th September, 2022.
 *** e-waste disposal is done through authorised dealers.

5. Reclaimed products and their packaging materials (as percentage of products sold) for each product category.

Not applicable as StockHolding is not directly involved in the selling of products and/or packaging materials.

Principle 3: Businesses should respect and promote the wellbeing of all employees, including those in their value chains.

ESSENTIAL INDICATORS

1. a. Details of the measures for the well-being of employees.

Category	% of employees covered by										
	Total (A)	Health Insurance		Accident Insurance		Maternity Benefits		Paternity Benefits		Day care Facilities	
		No. (B)	% (B/A)	No. (C)	% (C/A)	No. (D)	% (D/A)	No. (E)	% (E/A)	No. (F)	% (F/A)
Male	863	863	100	863	100	-	-	863	100	-	-
Female	476	476	100	476	100	476	100	-	-	-	-
Total	1339	1339	100	1339	100	476	100	863	100	-	-

Note: StockHolding does not have employees 'Other than Permanent Employees' as defined in the BRSR guidance document.

b. Details of measures for the well-being of workers.

Not applicable as the company does not have 'Workers' as defined under the guidance note of BRSR.

2. Details of retirement benefits for the current and previous financial year.

Category	FY 2022-23 Current Financial Year			FY 2021-2022 Previous Financial Year		
	No. of employees covered as a % of total employees	No. of workers covered as a % of total workers	Deducted and deposited with the authority (Y/N/N.A.)	No. of employees covered as a % of total employees	No. of workers covered as a % of total workers	Deducted and deposited with the authority (Y/N/N.A.)
PF	0.37	NA	Yes	0.51	NA	Yes
Gratuity	0.37	NA	Yes	0.51	NA	Yes
ESI	-	NA	-	-	NA	-
Others*	0.37	-	-	0.51	-	-

* Retiring employees get a superannuation, leave encashment of Ordinary Leave (OL) balance up to maximum of 180 days, option to purchase assets standing in their name and continuation of group health insurance. On completion of 25 years of service, a gift of 10gm gold coin is also given.

3. Accessibility of workplaces

Are the premises/offices accessible to differently abled employees as per the requirements of the Rights of Persons with Disabilities Act, 2016? If not, whether any steps are being taken by the entity in this regard.

Yes. All the owned premises of StockHolding are accessible to differently abled employees and visitors. In that regard, office premises have wheelchair-friendly ramps and toilets, and equipped with elevators.

4. Does the entity have an equal opportunity policy as per the Rights of Persons with Disabilities Act, 2016? If so, provide a web-link to the policy.

The company does promote equal opportunities for all in its Code of Conduct and abstains from discrimination on any social ground. However, the company plans to devise an equal opportunity policy soon.

5. Return to work and retention rates of permanent employees that took parental leave.

Gender	Permanent Employees	
	Return to Work Rate	Retention Rate
Male	100%	100%
Female	60%	100%
Total	90%	100%

6. Is there a mechanism available to receive and redress grievances for the following categories of employees and worker? If yes, give details of the mechanism in brief.

Gender	Yes/No (If Yes, then give details of the mechanism in brief)
Permanent Employees	Yes.

Note: The company does not have 'Workers' as defined under the guidance note of BRSR.

StockHolding has a Policy on Grievance Redressal Mechanism to ensure that all the grievances are handled in a fair and just manner. The Policy provides a forum to expedite the process to address employee grievances. It describes the composition of the Grievance Redressal Committee as well as the processes regarding escalation in detail. The aggrieved may register the complaint to the respective regional manager which is then forwarded to the respective department depending on the nature of the complaint. The Policy also describes the processes regarding registering a complaint to the Committee, preliminary verification, accusation against employees, conciliation, personal hearing and recommendation and decision.

7. Membership of employees and worker in association(s) or Unions recognised by the entity.

The company does not have employee association/s.

8. Details of trainings given to employees

Category	FY 2022-2023 Current Financial Year					FY 2021-2022 Previous Financial Year				
	Total (A)	On Health and safety measures		On Skill Upgradation		Total (D)	On Health and safety measures		On Skill Upgradation	
		No. (B)	% (B/A)	No. (C)	% (C/A)		No. (E)	% (E/D)	No. (F)	% (F/D)
Employees										
Male	863	83	9.6	817	94.6	889	44	4.9	843	94.8
Female	476	49	10.2	442	92.8	484	35	7.2	434	89.6
Total	1339	132	9.9	1259	93	1373	79	6.05	1277	92

Note: Various kinds of trainings are provided to the employees at StockHolding. They include, but are not limited to topics like, Safety Culture & Behaviour Based Safety Training Management, Industrial Safety Conclave, Wealth Management, Digital Marketing & E-commerce, Six Sigma Green Belt, Risk Management, Cloud Governance & Security, Cyber security Awareness, Writing Effective Business Emails, Data Visualization & Storytelling, etc.

9. Details of performance and career development reviews of employees and worker.

Category	FY 2022-2023 Current Financial Year			FY 2021-2022 Previous Financial Year		
	Total (A)	No. (B)	% (B/A)	Total (A)	No. (B)	% (B/A)
Male	758	758	100	801	801	100
Female	396	396	100	420	420	100
Total	1154*	1154	100	1221*	1221	100

* This number excludes persons who are on their probation or are interning with the company.

The appraisal or the performance and career development reviews include setting the Key Result Areas (KRAs) that define the roles and responsibilities of the employee. The appraisal form includes training needs, career development plans, individual development plan and any additional responsibilities that the employee may have undertaken. The submission of the form follows a 3-layered process that includes self-appraisal, appraisal from the direct reporting officer and appraisal of the section head/Head of Department.

10. Health and safety management system:

a. **Whether an occupational health and safety management system has been implemented by the entity? (Yes/ No). If yes, the coverage of such system?**

No. However, StockHolding ensures safety and wellbeing of all its employees. In that regard:

- To ensure safety, it conducts fire drills, fire and hydrant drills as well as emergency evacuation drills for all its employees to enable them to act in case of an emergency.
- Safety induction is conducted for all new as well as existing employees to enable them to maintain a safe workplace.
- Training on the use of first-aid kit as well as the use of automated external defibrillator (AED) is also given to all its employees.
- For women, training on self-defence is given to empower them to protect themselves.
- The workplace is equipped with fire extinguishers and smoke detectors in its premises.

b. **What are the processes used to identify work-related hazards and assess risks on a routine and non-routine basis by the entity?**

As the company works in the domain of financial services, work-related hazards are, therefore, limited and not directly applicable. However, during the onset of the Covid-19 pandemic, the Company conducted vaccination drives, sanitized the office premises, appointed officers for implementation of the Covid-19 protocols in all locations and issued regular e-mails to employees regarding social distancing and the importance of wearing masks. StockHolding also arranged for reimbursement of transport/petrol costs, provided the option to work from home and provided the provision of additional allowance for officers who attended office during the lockdown. It also reimbursed employees for vaccination and helped employees and their families with their treatment and hospitalization, wherever required.

c. **Whether you have processes for workers to report the work-related hazards and to remove themselves from such risks.**

This is not applicable to the Company as StockHolding does not have workers as defined in the guidance note on BRSR.

d. **Do the employees/ workers of the Company have access to non-occupational medical and healthcare services?**

StockHolding covers all employees along with their spouse, their children (up to 25 years of age) under a Group Medical Insurance policy. Employees can also choose for additional cover by way of a top up policy. Employees can claim reimbursement for medical expenses for themselves and their family for hospitalisation expenses incurred and not covered under Group Medical Insurance Policy, under the Employee Benefit Scheme, subject to limits. Also, free annual medical check-up facility is available for eligible employees, spouse and children and at discounted rate (50%) for parents. Domiciliary medical expenses are also paid to employees, as per their grade. At the corporate office and operations office, a doctor is available full-time for consultation. Further, an Emergency Response Service has been made available for all employees providing emergency medical/ambulance services.

During the Covid-19 pandemic, the Company had conducted vaccination drives, sanitized the office premises, and appointed officers for implementation of the Covid-19 protocols in all its office premises, issued regular mails to employees regarding social distancing and the importance of wearing masks. The company is experienced in providing non-occupational medical and healthcare services as and when the situation so demands.

11. Details of safety related incidents:

Safety Incident/Number	Category	FY 2022-23	FY 2021-2022
Lost Time Injury Frequency Rate (LTIFR) (per one million-person hours worked)			
Total recordable work-related injuries	Permanent Employees		NIL
No. of fatalities			
High consequence work-related injury or ill-health (excluding fatalities)			

12. Describe the measures taken by the entity to ensure a safe and healthy workplace.

StockHolding ensures the wellbeing of its employees and ensures that it provides a safe and healthy working environment to all its employees. In that regard:

- Safety induction is conducted for all new employees to enable them to maintain a safe workplace.
- The workplace is equipped with fire extinguishers and smoke detectors in its premises.
- To ensure safety, it conducts fire drills, fire and hydrant drills as well as emergency evacuation drills for all its employees to enable them to act in case of an emergency.
- Training on the use of first-aid kit as well as the use of automated external defibrillator (AED) is also given to all its employees.
- For women, training on self-defence is given to empower them to protect themselves.
- An Employee Assistance Programme (EAP) has been provided to all employees, including counselling, fitness programmes, nutrition tips, meditation and yoga sessions, etc. to address their physical ailments, stress levels and ensure their overall well-being. Employees can attend the wellness and fitness sessions along with their families conducted under EAP, at their convenience. Additionally, a Holiday Home facility is also available for use by employees and their families.
- Employees are required to proceed on 10 working days leave in a continuous period during each calendar year to ensure employee work-life balance and increase employee satisfaction at the workplace.

13. Number of complaints on the following made by employees

Category	FY 2022-2023 Current Financial Year			FY 2021-2022 Previous Financial Year		
	Filed during the year	Pending resolution at the end of the year	Remarks	Filed during the year	Pending resolution at the end of the year	Remarks
Working Conditions	NIL	NIL	-	NIL	NIL	-
Health and Safety	NIL	NIL	-	NIL	NIL	-

14. Assessments for the year

	% of your plants and offices that were assessed (by entity or statutory authorities or third parties)
Health and Safety practices	100%
Working Conditions	100%

15. Provide details of any corrective action taken or underway to address safety-related incidents (if any) and on significant risks / concerns arising from assessments of health and safety practices and working conditions.

This is not applicable as there is no requirement for a corrective action to be undertaken.

LEADERSHIP INDICATORS

1. Does the entity extend any life insurance or any compensatory package in the event of death of (A) Employees (Y/N) (B) Workers (Y/N).

(A) Yes. In the event of death, employees are covered under the Group Life Insurance Policy with a grade-wise cover beginning from INR 4,00,000 INR to INR 14,00,000

(B) Not applicable.

2. Provide the measures undertaken by the Company to ensure that statutory dues have been deducted and deposited by the value chain partners.

The company ensures that statutory dues to the transactions within the limit of the Corporation are deducted and deposited in accordance with existing regulations. To ensure that statutory dues have been deducted and deposited by the value chain partners, compliance certificates and copies of challans and penalties, if any are verified.

3. Provide the number of employees / workers having suffered high consequence work-related injury / ill-health / fatalities (as reported in Q11 of Essential Indicators above), who have been rehabilitated and placed in suitable employment or whose family members have been placed in suitable employment:

This is not applicable as no cases regarding StockHolding's employees suffering high consequence work-related injury/ill-health/fatalities were recorded.

4. Does the entity provide transition assistance programmes to facilitate continued employability and the management of career endings resulting from retirement or termination of employment? (Yes/No)

No. However, StockHolding provides opportunities to all its employees to upskill themselves through trainings on technical, leadership and management skills that may facilitate continued employability after retirement or termination of employment.

5. Details on assessment of value chain partners.

	% of value chain partners (by value of business done with such partners) that were assessed
Health and safety practices	StockHolding's value chain partners include suppliers/vendors of products (and services) that form a part of its internal operations and manpower service providers. It does not have a formal methodology for assessing its suppliers/vendors. However, all vendors and suppliers are required to sign an Integrity Pact, which includes a commitment to take all measures necessary to prevent corrupt practices, unfair means and illegal activities during tender process and contract execution. Going forward, StockHolding aims to design and implement a formal assessment process for its vendors/suppliers that integrates considerations on health and safety practices and working conditions. StockHolding requires 100% of manpower service providers to comply with all the social and labour laws as a pre-qualification criteria for submission of a bid.*
Working conditions	

* The Service Provider shall be compliant with the applicable Labour laws such as, Labour Welfare Act (LWF), Maternity Benefit Act, 1961, Contract Labour (R & A) Act, 1970, POSH Act, and all other Labour Laws according to StockHolding's Contract for Providing Outsourced Manpower Services. In addition, StockHolding also ensures that all relevant Service Providers are in compliance with the Environment Protection Act 1986.

6. Provide details of any corrective actions taken or underway to address significant risks / concerns arising from assessments of health and safety practices and working conditions of value chain partners.

Not applicable.

Principle 4: Businesses should respect the interests of and be responsive to all its stakeholders.

ESSENTIAL INDICATORS

1. Describe the processes for identifying key stakeholder groups of the entity.

The stakeholder groups of StockHolding include those groups that add value to the business or are affected by the company's decisions. In that regard, the stakeholders of the company include the employees, customers, investors and NGOs / Civil Society Organisations (CSOs).

2. List stakeholder groups identified as key for your entity and the frequency of engagement with each stakeholder group.

Stakeholder Group	Whether identified as vulnerable/marginalized	Channels of Communication	Frequency of engagement	Purpose and scope of engagement including key topics and concerns raised during engagement
Employees	No	E-mails, video conferencing, direct meetings, calls	Fortnightly and need-based	Business-related, grievances, trainings, etc.
Investors	No	E-mails, video conferencing, meetings, calls	Quarterly	Updates on developments in the company
Customers (retail, high net worth Individuals (HNI), corporate and institutional customers, state government/s, banks and District courts, High Courts and Supreme Court)	No	E-mails, SMS, physical meeting, call- customer service	Need based	Product offerings and grievances
NGOs/CSOs	Yes	E-mails, SMS	Monthly or Bi-monthly	Plan of action, fund utilization, monthly updates
Regulators	No	E-mails, video conferencing, direct meetings, calls	Quarterly	Business-related, grievances, trainings, etc.
Vendors	No	E-mails, video conferencing, direct meetings, calls	Need based	Business-related, grievances, trainings, etc.

LEADERSHIP INDICATORS

1. Provide the processes for consultation between stakeholders and the Board on economic, environmental, and social topics or if consultation is delegated, how is feedback from such consultations provided to the Board.

StockHolding aims to keep its stakeholders updated with regards to the developments that take place within the company. Developments specifically with regards to economic, environmental and social topics are communicated via the annual report that has a section dedicated to Sustainability & ESG. The interaction takes place at the level of the Board.

2. Whether stakeholder consultation is used to support the identification and management of environmental, and social topics (Yes / No). If so, provide details of instances as to how the inputs received from stakeholders on these topics were incorporated into policies and activities of the entity.

StockHolding conducted a materiality assessment to understand the impact and importance of environmental, social and governance-related material topics. Inputs received from the external as well as internal stakeholders have formed a part of the annual report as well as the sustainability action plan for StockHolding. However, a detailed materiality assessment is envisaged going forward.

3. Provide details of instances of engagement with and actions taken to, address the concerns of vulnerable/marginalized stakeholder groups.

StockHolding believes and is committed to social development of the vulnerable/marginalized communities. To this extent, the company has adopted a CSR Policy that aims to mobilize its funds towards NGOs/CSOs for the well-being of the vulnerable segments of the society. It also maintains a regular contact with the NGOs/CSOs to receive updates about the impacts/benefits that the CSR funds are creating. You can know more about StockHolding's CSR initiatives at <https://corporate.stockholding.com/corporate-social-responsibility/>.

Principle 5: Businesses should respect and promote human rights.

ESSENTIAL INDICATORS

1. Employees and workers who have been provided training on human rights issues and policy(ies) of the entity, in the following format.

Category	FY 2022-2023 Current Financial Year			FY 2021-2022 Previous Financial Year		
	Total (A)	No. (B)	% (B/A)	Total (A)	No. (B)	% (B/A)
Male	865	843	97.6	889	840	94.4
Female	476	459	96.4	484	446	92.1
Total	1339	1302	97.2	1373	1286	93.6

Note: The company does not have 'Workers' as defined under the guidance note of BRSR.

All employees are trained on certain human rights-related topics including sensitization and training for Prevention of Sexual Harassment (POSH), Service Manual and Code of Conduct, compliance and ethics, framework of whistle blower mechanism and corporate culture and ethics, new labor codes- implementation and standing order, employee management, among others.

2. Details of minimum wages paid to employees and workers, in the following format.

Category	FY 2022-2023 Current Financial Year					FY 2021-2022 Previous Financial Year				
	Total (A)	Equal to Minimum wage		More than minimum wage		Total (D)	Equal to Minimum wage		More than minimum wage	
		No. (B)	% (B/A)	No. (C)	% (C/A)		No. (E)	% (E/D)	No. (F)	% (F/D)
Employees										
Male	863	-	-	863	100	889	-	-	889	100
Female	476	-	-	476	100	484	-	-	484	100
Total	1339	-	-	1339	100	1373	-	-	1373	100

3. Details of remuneration/salary/wages, in the following format.

	Male		Female	
	Number	Median remuneration/ salary/ wages of respective category	Number	Median remuneration/ salary/ wages of respective category
Board of Directors	6	NA	2	NA
Key Managerial Personnel (KMPs)	3	45.84 L	0	-
Employees other than BoDs and KMPs	854	5.78 L	472	5.72 L

4. Do you have a focal point (Individual/ Committee) responsible for addressing human rights impacts or issues caused or contributed to by the business? (Yes/No).

Yes. Human rights impacts or issues are directly addressed by the Human Resources department, or the employees can directly reach out to the Head of Departments.

5. Describe the internal mechanisms in place to redress grievances related to human rights issues.

StockHolding promotes equal opportunity for all and abstains from discrimination based on the grounds of religion, caste or gender. It aims to maintain a work environment that is free from any kind of sexual, verbal or psychological abuse.

The company has, therefore, adopted a Policy on Grievance Redressal Mechanism that defines processes on escalation along with the composition of the Committee with an option for personal hearing.

StockHolding has a zero-tolerance policy for all forms of abuse- sexual, verbal, or psychological. Therefore, it has also adopted a POSH Policy that describes processes for complaint procedure and handling. To ensure fair proceedings, the Policy has also mandated the establishment of an Internal Complaints Committee along with its composition.

6. Number of Complaints on the following made by employees and workers:

Category	FY 2022-2023 Current Financial Year			FY 2021-2022 Previous Financial Year		
	Filed during the year	Pending resolution at the end of the year	Remarks	Filed during the year	Pending resolution at the end of the year	Remarks
Sexual Harassment	Nil	Nil	-	Nil	Nil	-
Discrimination at the workplace	Nil	Nil	-	Nil	Nil	-
Child Labor	Nil	Nil	-	Nil	Nil	-
Forced Labor/Involuntary Labor	Nil	Nil	-	Nil	Nil	-
Wages	Nil	Nil	-	Nil	Nil	-
Other	Nil	Nil	-	Nil	Nil	-

7. Mechanisms to prevent adverse consequences to the complainant in discrimination and harassment cases.

StockHolding has developed a Vigilance Mechanism/Whistle Blower Policy for its employees and Directors to report unethical behaviour, suspected fraud or violation of the code of conduct in the company. The Policy also ensures protection from victimization, disciplinary action, retaliation, alienation from peers, refusal of promotion, etc. to the complainant. It also ensures making a disclosure if it has been raised in good faith and is genuine.

8. Do human rights requirements form part of your business agreements and contracts? (Yes/No)

Yes. Human rights requirements form a part of StockHolding's agreements and contracts as relevant. They are covered under the overall environmental and social laws and regulations that need to be complied with by all its value chain partners.

9. Assessments for the year:

	% of your plants and offices that were assessed (by Company or statutory authorities or third parties)
Child Labor	StockHolding complies with all the applicable laws, rules and regulations. However, no formal assessment on human rights has been undertaken by the company.
Forced/Involuntary Labor	
Sexual Harassment	
Discrimination at Workplace	
Wages	
Others- please specify	

10. Provide details of any corrective actions taken or underway to address significant risks / concerns arising from the assessments at Question 9 above.

Not applicable.

LEADERSHIP INDICATORS

1. Details of a business process being modified/introduced because of addressing human rights grievances/complaints.

StockHolding believes in upholding human rights of all its stakeholders and it adheres to all the applicable rules and regulations with regards to human rights.

2. Details of the scope and coverage of any Human rights due diligence conducted.

StockHolding has not conducted a Human Rights due diligence. However, the company believes in respecting the human rights of all the stakeholders. To that extent, it also undertakes trainings to sensitize employees on the code of conduct.

3. Is the premise/office of the Company accessible to differently abled visitors, as per the requirements of the Rights of Persons with Disabilities Act, 2016?

Yes. All the owned premises of StockHolding are accessible to differently-abled visitors. In that regard, office premises wherever possible have wheelchair-friendly ramps and toilets, and are equipped with elevators.

4. Details on assessment of value chain partners

	% of value chain partners (by value of business done with such partners) that were assessed
Sexual Harassment	StockHolding's value chain partners include suppliers/vendors of products (and services) that form a part of its internal operations and manpower service providers. It does not have a formal methodology for assessing its suppliers/vendors. However, all vendors and suppliers are required to sign an Integrity Pact, which includes a commitment to take all measures necessary to prevent corrupt practices, unfair means and illegal activities during tender process and contract execution. Going forward, StockHolding aims to design and implement a formal evaluation process for its vendors/suppliers that integrates considerations on the mentioned parameters.
Discrimination at Workplace	
Child Labor	
Forced/Involuntary Labor	
Wages	
Others- please specify	

* The Service Provider shall be compliant with the applicable Labour laws such as Employees' Provident Fund (EPF) and Miscellaneous Provisions (MP) Act, 1952, Employees' State Insurance (ESI) Act, 1948, Labour Welfare Act (LWF), Payment of Bonus Act, 1965, Maternity Benefit Act, 1961, Payment of Gratuity Act, 1971, Contract Labour (R & A) Act, 1970, POSH Act, Minimum Wages Act, Payment of Wages Act, Profession Tax Act and all other Labour Laws according to StockHolding's Contract for Providing Outsourced Manpower Services.

5. Corrective actions taken or underway to address significant risks / concerns arising from the assessments at Question 4 above.

To ensure that all the applicable laws and regulations are being adhered to, besides regular audit random investigations are undertaken. In cases of violation, the due course of action is followed.

Principle 6: Businesses should respect, protect, and make efforts to restore the environment.

ESSENTIAL INDICATORS

1. Details of total energy consumption (in Joules or multiples) and energy intensity:

Parameter	FY 2022-2023 Current Financial Year	FY 2021-2022 Previous Financial Year
Total Electricity Consumption (A)	~930 kwh per day	~930 kwh per day
Total Fuel Consumption (B)	~31,229 liters	~20,000 liters
Energy Consumption through other sources (C)	-	-
Total Energy Consumption (A+B+C)*	-	-
Energy Intensity per rupee of turnover*	-	-

*To be calculated from the next financial year onwards.

Note: Indicate if any independent assessment/ evaluation/assurance has been carried out by an external agency? (Y/N) If yes, name of the external agency.

No. However, StockHolding aims to conduct a thorough assessment for disclosures related to electricity consumption from the next financial year onwards.

2. Does the Company have any sites / facilities identified as designated consumers (DCs) under the Performance, Achieve and Trade (PAT) Scheme of the Government of India? (Y/N) If yes, disclose whether targets set under the PAT scheme have been achieved. In case targets have not been achieved, provide the remedial action taken, if any.

Not applicable as StockHolding does not have sites/facilities identified as designated consumers (DC).

3. Provide details of the following disclosures related to water, in the following format.

Parameter	FY 2022-2023 Current Financial Year	FY 2021-2022 Previous Financial Year
Water withdrawal by source (in kilolitres)		
(i) Surface Water	-	-
(ii) Groundwater	-	-
(iii) Third party water*	~50,000 liters per day	~18,000 liters per day**
(vi) Seawater/desalinated water	-	-
(v) Others	-	-
Total volume of water withdrawal (i + ii + iii + iv + v)	~50,000 liters per day	~18,000 liters per day*
Total volume of water consumption***	-	-
Water intensity per rupee of Turnover***	-	-

* This data indicates figures only for the Operational Office at Mahape. Close to 60% of StockHolding's employees are stationed at the Operational Office.

**The low withdrawal rate is attributed to StockHolding introducing a work from home option during the COVID-19 pandemic.

***To be calculated from the next financial year onwards.

Indicate if any independent assessment/ evaluation/assurance has been carried out by an external agency? (Y/N) If yes, name of the external agency.

No. However, StockHolding aims to conduct a thorough assessment for disclosures related to water withdrawal and consumption from the next financial year onwards.

4. Has the entity implemented a mechanism for Zero Liquid Discharge? If yes, provide details of its coverage and implementation.

StockHolding has established a sewage treatment plant at its operations office in Mahape. It treats the wastewater generated there which is then used for horticulture purposes. Treated wastewater not used is stored at the premises.

5. Please provide details of air emissions (other than GHG emissions) by the entity.

StockHolding has not calculated details of air emissions for the current financial year. However, StockHolding aims to calculate the details of air emissions from the next financial year.

6. Provide details of greenhouse gas emissions (Scope 1 and Scope 2 emissions) & its intensity.

StockHolding has not calculated Scope 1 and Scope 2 emissions for the current financial year. However, StockHolding aims to calculate the same from the next financial year.

7. Does the entity have any project related to reducing Green House Gas emission? If Yes, then provide details.

While StockHolding does not have any projects with specific objective to reduce Green House Gas emissions, the company is conscious of carbon footprints and is moving towards net zero emissions by taking initiatives for green power & to reduce its GHG emissions in the office via switching to LED lights in its owned offices, reducing the consumption of paper by promoting digitization of its own services, among others.

8. Provide details related to waste management by the entity, in the following format:

Parameter	FY 2022-2023 Current Financial Year	FY 2021-2022 Previous Financial Year
Total waste generated (in metric tonnes)		
Plastic Waste (A)*	-	-
E-waste (B)*	-	-
Biomedical waste (C)		
Construction and demolition waste (D)		
Battery waste (E)		
Radioactive waste (F)		N/A
Other Hazardous Waste, if any. Please specify. (G)		
Other non-hazardous waste generated. Please specify, if any. (H)		
Total (A+B+C+D+E+F+G+H)	-	-
For each category of waste generated, total waste recovered through recycling, re-using or other recovery operations (in metric tonnes)		
Category of Waste- E-waste		
(i) Recycled	354 units of e-waste was safely disposed or recycled via an authorized e-waste recycler. **	
(ii) Re-used		
(iii) Other Recovery operations		
Total	354 units	
Category of Waste- Non-biodegradable waste (including plastics)		
(i) Recycled	120 kg of nonbiodegradable waste was collected by Sampurn(e)arth Limited (an authorized partner)- a social enterprise engaged in waste management. ***	
(ii) Re-used		
(iii) Other Recovery Options		
For each category of waste generated, total waste disposed by nature of disposal method (in metric tonne)		
Category of Waste		
(i) Incineration	-	-
(ii) Landfilling	-	-
(iii) Other disposal operations	-	-
Total	-	-

*To be calculated from the next financial year onwards.

**The data is indicative of the pick-up carried out on 28th August, 2022.

*** The data is indicative of the nonbiodegradable waste collected on 19th September, 2022.

Indicate if any independent assessment/ evaluation/assurance has been carried out by an external agency? (Y/N) If yes, name of the external agency.

No. However, StockHolding aims to conduct a thorough assessment for disclosures related to waste management from the next financial year onwards.

9. The waste management practices adopted in your establishments. Describe the strategy adopted by your company to reduce usage of hazardous and toxic chemicals in your products and processes and the practices adopted to manage such wastes.

StockHolding does not generate any hazardous waste or toxic chemicals as it provides financial services.

10. If the entity has operations/offices in/around ecologically sensitive areas (such as national parks, wildlife sanctuaries, biosphere reserves, wetlands, biodiversity hotspots, forests, coastal regulation zones etc.) where environmental approvals / clearances are required.

Not applicable.

11. Details of environmental impact assessments of projects undertaken by the entity based on applicable laws, in the current financial year.

Not applicable.

12. Is the entity compliant with the applicable environmental law/ regulations/ guidelines in India; such as the Water (Prevention and Control of Pollution) Act, Air (Prevention and Control of Pollution) Act, Environment protection act and rules thereunder (Y/N). If not, provide details of all such non-compliances.

StockHolding is compliant with all the applicable environmental laws/regulations/guidelines in India.

LEADERSHIP INDICATORS

1. Provide break-up of the total energy consumed (in Joules or multiples) from renewable and non-renewable sources, in the following format:

Parameter	FY 2022-2023 Current Financial Year	FY 2021-2022 Previous Financial Year
From renewable sources- StockHolding does not have renewable energy sources installed.		
From non-renewable sources		
Total Electricity Consumption (D)	~930 kw per day	~930 kw per day
Total Fuel Consumption (E)	~31,229 liters	~20,000 liters
Energy Consumption through other sources (F)	-	-
Total Energy Consumed from non-renewable sources (D+E+F)*	-	-

*To be calculated from the next financial year onwards.

Indicate if any independent assessment/ evaluation/assurance has been carried out by an external agency? (Y/N) If yes, name of the external agency.

No. However, StockHolding aims to conduct a thorough assessment for disclosures related to energy consumption from the next financial year onwards.

2. Provide the following details related to water discharged

Parameter	FY 2022-2023 Current Financial Year	FY 2021-2022 Previous Financial Year
Water discharge by destination and level of treatment (in kilolitres)		
(i) To Surface Water		
- No treatment	-	-
- With treatment- please specify the level of treatment	~20,000 liters*	-
(ii) To Groundwater	-	-
(iii) Sent to Third parties	-	-
(iv) To Seawater	-	-
(v) Others	-	-
Total water discharged (in kiloliters)	~20,000 liters	-

*The figures are only indicative of the water treated by the sewage treatment plant at its Operations Office at Mahape.

Indicate if any independent assessment/ evaluation/assurance has been carried out by an external agency? (Y/N) If yes, name of the external agency.

No. However, StockHolding aims to conduct a thorough assessment for disclosures related to water discharge from the next financial year onwards.

3. Water withdrawal, consumption and discharge in areas of water stress (in kilolitres).

StockHolding has not carried out an assessment of water withdrawal, consumption and discharge in areas of water stress for the current financial year. However, the company aims to undertake an evaluation for the same from the next financial year.

4. Please provide details of total Scope 3 emissions & its intensity.

StockHolding has not calculated its Scope 3 emissions for the current financial year. However, StockHolding aims initiate the process for calculating the same in the next two years.

5. With respect to the ecologically sensitive areas reported at Question 10 of Essential Indicators above, provide details of significant direct & indirect impact of the entity on biodiversity in such areas along-with prevention and remediation activities.

Not applicable.

6. If the entity has undertaken any specific initiatives or used innovative technology or solutions to improve resource efficiency, or reduce impact due to emissions / effluent discharge / waste generated, please provide details of the same as well as outcome of such initiatives, as per the following format:

Sr. No.	Initiative Undertaken and Details of the initiative	Outcome of the initiative*
1.	Adoption of solar energy incorporated, energy efficient building designs in our offices and premises.	<ul style="list-style-type: none"> Reduction in energy consumption Reduction in carbon footprint
2.	Incorporation of energy efficient building designs	<ul style="list-style-type: none"> Financial savings
3.	Implementation of automated energy management solutions to reduce energy consumption	
4.	Retrofitting of existing high energy consuming devices and equipment with new ACs and LED fittings to maximize performance while consuming less electricity	
5.	StockHolding procures IT products which are recyclable, environment friendly, energy efficient	<ul style="list-style-type: none"> Reduction in carbon footprint Reduction in waste generation
6.	Inclusion and incorporation of energy efficient data centres, the same is achieved by reducing server rack space, using lithium-ion batteries in UPS devices and use ozone friendly refrigerants for cooling	<ul style="list-style-type: none"> Utilization of space in offices Reduction in energy consumption Reduction in carbon footprint
7.	StockHolding endeavours to minimize rack space by opting for 1U and 2U devices and maximizing the number of devices that can be accommodated in each rack	<ul style="list-style-type: none"> Minimization of space used to accommodate devices in racks Reduction in requirement of resources Financial savings
8.	Disposal of waste in the most responsible manner including segregation of waste as per civic guidelines	<ul style="list-style-type: none"> Raised awareness about the importance of waste segregation Responsible disposal of waste
9.	Digitization of operational activities, transactions, services and customer communications	<ul style="list-style-type: none"> Reduction in paper consumption
10.	Phasing out single use plastic water bottles from all its offices pan-India and striving to reduce the use of all forms of plastic in its offices, branches as well as in its promotional, marketing and outreach events	<ul style="list-style-type: none"> Minimization of the use of plastics in everyday operations and events Raised awareness about avoiding plastic
11.	Undertaking plantation drives across the regions which also includes distribution of free saplings	<ul style="list-style-type: none"> Mitigation of climate change Raised awareness about the importance of tree plantation

Sr. No.	Initiative Undertaken and Details of the initiative	Outcome of the initiative*
12.	StockHolding has installed a sewage treatment plant for the wastewater disposal at its operations office.	• Responsible disposal and treatment of wastewater
13.	Using ozone-friendly refrigerant in Precision Air Conditioners (PACs) VRV/VRF air-conditioning systems	• Reduction in carbon footprint

* Please note that as StockHolding has not quantified the outcomes of the initiatives, potential outcomes of the initiatives are mentioned.

7. Does the entity have a business continuity and disaster management plan? Give details in 100 words/ web link:

StockHolding has a board-approved document on IT Disaster Recovery Management. The document provides guidance on the course of action to be undertaken in cases of an incident or a natural calamity that may hinder or pose a threat to information systems and/or business operations. The document also defines the mitigation actions that have been implemented to reduce the mentioned risks. The said Policy is available on intranet.

8. Disclose any significant adverse impact to the environment, arising from the value chain of the entity. What mitigation or adaptation measures have been taken by the entity in this regard?

No significant adverse impact to the environment arising from the value chain of the entity have been recorded.

9. Percentage of value chain partners (by value of business done with such partners) that were assessed for environmental impacts.

Value chain partners were not assessed for environmental impacts by StockHolding. However they were sensitised through training programs conducted by StockHolding and going Forward StockHolding seeks to include considerations on environmental impacts in its future engagements and undertakings with vendors/suppliers.

Principle 7: Businesses when engaging in influencing public and regulatory policy, should do so in a manner that is responsible and transparent.

ESSENTIAL INDICATORS

1. a. Number of affiliations with trade and industry chambers/ associations.
Two.
- b. List the top 10 trade and industry chambers/ associations (determined based on the total members of such body) the entity is a member of/ affiliated to.

S. No.	Name of the trade and industry chambers/associations	Reach of trade and industry chambers/associations (State/National)
1.	The Confederation of Indian Industry	National
2.	The Bombay Chamber of Commerce and Industry	National

2. Provide details of corrective action taken or underway on any issues related to anti- competitive conduct by the entity, based on adverse orders from regulatory authorities.

Not applicable.

LEADERSHIP INDICATORS

1. Details of public policy positions advocated by the entity.

While StockHolding has not taken an active position in the public policy positions, it has given regular feedback to regulatory authorities as and when sought after.

Principle 8: Businesses should promote inclusive growth and equitable development.

ESSENTIAL INDICATORS

1. Details of Social Impact Assessments (SIA) of projects undertaken by the entity based on applicable laws, in the current financial year.

Social Impact Assessments by an external agency have not been undertaken by StockHolding as the same is not applicable to StockHolding. However, under its CSR initiatives StockHolding conducts Impact analysis of all its projects.

2. Provide information on project(s) for which ongoing Rehabilitation and Resettlement (R&R) is being undertaken by your entity.

Currently, there are no projects for which Rehabilitation and Resettlement is being undertaken by StockHolding.

3. Describe the mechanisms to receive and redress grievances of the community.

Grievances of the community are received and redressed through the NGOs with whom partnerships are formed to implement CSR projects. Moreover, if StockHolding engages with the government to further its social development schemes, the government has the provision for addressing grievances of the community. Therefore, engagement with the local community takes place indirectly.

4. Percentage of input material (inputs to total inputs by value) sourced from suppliers:

	FY 2022-2023 Current Financial Year	FY 2021-2022 Previous Financial Year
Directly sourced from MSMEs/small producers	Majority of procurement process is undertaken via E-tender process and through the GEM Portal wherever possible. However, from the next financial year, procurement of product will be undertaken through GeM portal which mandates a certain minimum percentage of procurement of products to be from MSMEs.	
Sourced directly from within the district and neighboring districts	Over 80% of products and services procured for internal operations were sourced directly from within the district and/or neighboring districts.	

LEADERSHIP INDICATORS

1. Provide details of actions taken to mitigate any negative social impacts identified in the Social Impact Assessments (Reference: Question 1 of Essential Indicators above):

Not applicable as Social Impact Assessment has not been conducted.

2. Provide the following information on CSR projects undertaken by your entity in designated aspirational districts as identified by government bodies.

While StockHolding has not undertaken any projects in the aspirational districts for the year 2022-23, in the year 2021-22, it provided rehabilitation support during COVID-19 to migrants in 2 districts of Jharkhand- Hazaribagh and Ramgarh. StockHolding spent over INR 10,00,000 in both the districts.

3. a. Do you have a preferential procurement policy where you give preference to purchase from suppliers comprising marginalized /vulnerable groups? (Yes/No)

No. StockHolding does not have a preferential procurement policy that gives preference to purchase from suppliers comprising marginalized/vulnerable groups.

- b. From which marginalized /vulnerable groups do you procure?

The procurement process for StockHolding takes place via the e-procurement process which does not explicitly mentions any reference to procurement from marginalized/vulnerable groups.

- c. What percentage of total procurement (by value) does it constitute?

Not applicable.

4. Details of the benefits derived and shared from the intellectual properties owned or acquired by your entity (in the current financial year), based on traditional knowledge.

Not applicable as StockHolding is not involved in intellectual properties owned or acquired by the company based on traditional knowledge.

5. Details of corrective actions taken or underway, based on any adverse order in intellectual property related disputes wherein usage of traditional knowledge is involved.

Not applicable.

6. Details of beneficiaries of CSR Projects:

The table below gives the details of several CSR projects where the association is profound and substantial impact has been created over the years. Through the multiplier effect, over 55000 beneficiaries have been positively affected and impacted through our CSR initiatives.

S. No.	CSR Project	No. of persons benefitted from CSR Projects	% of beneficiaries from vulnerable and marginalized groups
1.	Anchalika Jan Seva Anusthan (AJSA)- StockHolding has been associated with AJSA for many years to increase the literacy rate in remote location of Bongomunda, Bolangir district of Odisha. They also provide health and education facilities through Children's Learning & Development Centers Cum Bridge Schools to the tribal children of migrant labourers who are often deprived of such facilities.	There were 2,610 direct beneficiaries, out of which 1322 were girls and 1288 were boys. There were 25,540 indirect beneficiaries.	100%
2.	Hurt Foundation- This charitable organization, in association with Stockholding, refurbished and started the Industrial Training Institute (ITI). It provides training to juvenile children of remand home for courses in electrical, wireman and fitter in Mankhurd in Mumbai.	There were 52 direct beneficiaries.	100%
3.	Life Craft- StockHolding has sponsored Life Craft's projects for women empowerment and life skill development, preventive health care and sanitation in the tribal area of Jamshedpur in Jharkhand.	There were close to 150 direct beneficiaries and 500 indirect beneficiaries.	100%
4.	Tata Memorial- StockHolding has donated towards the construction of residential premises for Tata Memorial Hospital. It is also running a free-of-cost bus service for poor & under-privileged cancer patients & their families for the last 10 years. The bus service operates from Dadar station in Mumbai to Tata Memorial Hospital.	There were 16697 direct beneficiaries.	100%
5.	Yuva – It works on Gender Equality and Justice, especially for tribal girls, by providing them with education. It also aims to empower women and tribal communities, physically and mentally challenged sections of the society in rural and urban areas to strengthen their socio economic, educational, health and livelihood options in Jharkhand. They promote/organize/maintain schools, colleges, dispensaries, hospitals, vocational training institutes and training centres.	There were 547 direct beneficiaries and 2945 indirect beneficiaries.	100%
6.	Sarathi Development Foundation- This project aims to empower adolescent girls who have dropped out of school, especially due to early marriages. Through the intervention of the NGO, issues like education, mother-child health & nutrition, water, sanitation & hygiene are being addressed. Additionally, the Foundation encourages the girls to re-join schools to complete their education.	There were 4122 direct beneficiaries including 2531 adolescent girls in the age group of 10-19 years, 1449 children aged 6-14, and 142 youths aged 19 to 25 years. There were 19631 indirect beneficiaries.	100%

S. No.	CSR Project	No. of persons benefitted from CSR Projects	% of beneficiaries from vulnerable and marginalized groups
7.	Vivekananda Kendra Vidyalaya- StockHolding has partnered with this NGO for providing support to education for children of the northe-eastern states through 68 Vivekananda Kendra Vidyalayas for tribal and rural children in Arunachal Pradesh, Nagaland, Assam, Andamans, Tamilnadu and Karnataka for 20000 approximately students and Hostels for Vanavasi children.	There were 1600 direct beneficiaries.	100%
8.	Patamda Inter College- StockHolding provided financial support to the college located 40kms away from Jamshedpur. The college purchased 3000 new books in science, arts, and commerce.	There were 2500 direct beneficiaries.	100%

Note: StockHolding has also undertaken some actions under the Swachh Bharat initiative. It collaborated with Sulabh International to give effect to the Swachh Bharat programme of the government by constructing toilets at the following locations:

- Dongri Remand Homes, Mumbai
- Shantaram Chaudhary School, Thane District
- Pragati Vidyalaya, Thane District
- Chembur Children’s Home, Mumbai
- Two Zilla Parishad schools at Neral, Thane District
- Bal Kalyan Nagri, Mumbai
- Ladies toilet at Open Prison, Yerwada
- Ladies toilet at Village Kuani, Jharkhand

Principle 9: Businesses should engage with and provide value to their consumers in a responsible manner.

ESSENTIAL INDICATORS

1. Describe the mechanisms in place to receive and respond to consumer complaints and feedback.

StockHolding has a dedicated customer service team to respond to the queries of the customers and collect their feedback. Customers can register a complaint on the website or via calls or via physical meetings in the offices and the company’s branches wherein the usual turnaround time is 72 hours. There is also a provision to escalate a complaint to the compliance officer which can further be escalated to the Head of the Company.

2. Turnover of products and/ services as a percentage of turnover from all products/service that carry information about:

	As a percentage of total turnover
Environmental and social parameters relevant to the product	Not applicable
Safe and responsible usage	100% All the information about safe and responsible use of the services is mentioned in the terms and conditions
Recycling and/or safe disposal	Not applicable

3. Number of consumer complaints in respect of the following:

Category	FY 2022-2023 Current Financial Year		Remarks	FY 2021-2022 Previous Financial Year		Remarks
	Received during the year	Pending resolution at the end of the year		Received during the year	Pending resolution at the end of the year	
	Data Privacy	-		-	-	
Advertising	-	-	-	-	-	
Cyber-security	-	-	-	-	-	
Delivery of Essential Services	250	0	-	277	0	
Restrictive Trade Practices	-	-	-	-	-	
Unfair Trade Practices	-	-	-	-	-	
Other	-	-	-	-	-	

4. Details of instances of product recalls on account of safety issues:

Not applicable.

5. Does the entity have a framework/ policy on cyber security and risks related to data privacy? (Yes/No) If available, provide a web-link of the policy.

No. However, Stock Holding aims to develop a framework/policy on cyber security addressing risks related to data privacy. The process for formulating the framework/policy on cyber security has been initiated.

6. Provide details of any corrective actions taken or underway on issues relating to advertising, and delivery of essential services; cyber security and data privacy of customers; re-occurrence of instances of product recalls; penalty / action taken by regulatory authorities on safety of products / services.

Complaints regarding delivery of essential services were resolved within the turnaround time.

LEADERSHIP INDICATORS

1. Channels / platforms where information on products and services of the entity can be accessed (provide web link, if available).

Information regarding products/services of Stock Holding can be accessed via this link- <https://www.stockholding.com/>

2. Steps taken to inform and educate consumers about safe and responsible usage of products and/or services.

Information about the safe and responsible usage of services is displayed on the company's website. Stock Holding is also in the process of redesigning its website to provide better information and details about its products. This will enable the clients to take an informed decision.

3. Mechanisms in place to inform consumers of any risk of disruption/discontinuation of essential services.

Any risk of disruption/discontinuation of essential services is communicated via Stock Holding's website and/or via SMS to the customers.

4. Does the entity display product information on the product over and above what is mandated as per local laws? (Yes/No/Not Applicable) If yes, provide details in brief. Did your entity carry out any survey with regard to consumer satisfaction relating to the major products / services of the entity, significant locations of operation of the entity or the entity as a whole? (Yes/No)

Yes. In addition to the already-provided information on essential services on Stock Holding's web and application, it provides advisory services on its custodial services, personal investments, and e-stamping services.

Yes. Surveys on customer satisfaction are carried out by the branches regularly. Additionally, during the external audits, auditors collect feedback from the customers regarding their satisfaction levels.

5. Provide the following information relating to data breaches.

There were no instances of data breaches reported for the financial year 2022-23.

**Statement pursuant to sub-section (3) of Section 129 of the Companies Act, 2013,
read with rule 5 of the Companies (Accounts) Rules, 2014**

In the prescribed Form AOC-1 relating to subsidiary companies

S r . No.	Particulars	Name of subsidiary companies				
		StockHolding Limited (formerly as SHCIL Services Limited)	Services known as SHCIL Services Limited)	StockHolding Management Limited	Document Services IFSC Limited	Securities
1	Reporting currency	INR		INR		INR
2	Exchange Rate	1.00		1.00		1.00
3	Share capital	60,897,030.00		55,75,00,000.00		20,00,00,000.00
4	Reserves & Surplus	88,99,33,586.45		(14,25,71,185.45)		(5,76,37,168)
5	Total Assets	2,67,67,96,509.00		1,72,47,84,008.12		17,44,06,704
6	Total Liabilities	1,72,59,65,891.77		1,30,98,55,193.57		3,20,43,872
7	Investments	1,77,34,899.35		Nil		Nil
8	Turnover	95,32,36,451.95		84,71,09,407.52		34,99,986
9	Profit before Taxation	19,43,11,014.31		5,83,48,398.13		(1,84,74,002)
10	Provision for taxation	5,54,16,246.86		88,44,485.70		86,666
11	Profit after taxation	13,88,94,767.45		4,95,03,912.43		(1,85,60,669)
12	Total comprehensive income after tax	13,91,43,886.45		4,86,39,505.55		(69,02,587)
13	Proposed dividend	3,95,83,069.50		Nil		NIL
14	% of shareholding	100		100		100
15	Country	India		India		India

Notes :

1. The reporting period for all subsidiaries is March 31, 2023
2. StockHolding does not have any associate companies / joint ventures.

For and on behalf of the Board

Vinay E Purohit
CFO

Shashikant L. Nayak
Company Secretary

Ashok Kumar Motwani
[DIN : 00088225]
Independent Director

Animesh Chauhan
[DIN : 02060457]
Independent Director

Date : August 10, 2023
Place : Mumbai

Independent Auditor's Report

To The Board of Directors of Stock Holding Corporation of India Limited

Report on the Standalone Financial Statements

OPINION

We have audited the accompanying standalone financial statements of **Stock Holding Corporation of India Limited** ('the Company'), which comprise the standalone balance sheet as at **March 31, 2023**, the standalone statement of profit and loss (including other comprehensive income), standalone statement of changes in equity and standalone statement of cash flows for the period then ended (hereinafter referred to as "the standalone financial statements") and notes to the financial statements, including a summary of significant accounting policies and other explanatory information and other explanatory information.

In our opinion and to the best of our information and according to the explanations given to us, the aforesaid standalone financial statements give information required by the Companies Act, 2013 ("the Act") in the manner so required and give a true and fair view in conformity with the Indian Accounting Standards prescribed under section 133 of the Act read with the Companies (Indian Accounting Standards) Rules, 2015, as amended, ("Ind AS") and other accounting principles generally accepted in India, of the state of affairs of the Company as at **March 31, 2023** and profit and other comprehensive income, changes in equity and its cash flows for the period then ended.

BASIS FOR OPINION

We conducted our audit in accordance with the Standards on Auditing (SAs) specified under section 143(10) of the Companies Act, 2013 ("Act"). Our responsibilities under those Standards are further described in the Auditor's Responsibilities for the Audit of the Standalone Financial Statements section of our report. We are independent of the Company in accordance with the Code of Ethics issued by the Institute of Chartered Accountants of India together with the ethical requirements that are relevant to our audit of the standalone financial

statements under the provisions of the Companies Act, 2013 and the Rules thereunder, and we have fulfilled our other ethical responsibilities in accordance with these requirements and the Code of Ethics. We believe that the audit evidence we have obtained is sufficient and appropriate to provide a basis for our opinion on the standalone financial statements.

EMPHASIS OF MATTER

1. We draw attention to Note No. 40 to the accompanying Standalone Financial Statements, with respect to the outcome of continuing litigation with a Bank, pending adjudication of the matter by the Honourable Supreme Court. As per the legal opinion obtained by the Management, the company is hopeful of recovery of FDRs kept as security deposit with Honourable Kolkata High Court and Honourable Supreme Court, hence no provision has been recognised in the Statement of Profit and Loss.
2. We draw attention to Note No. 65 to the accompanying Standalone Financial Statements, with respect to non-receipt of certain direct confirmation of balances from trade payables, trade receivables, loans and advances, other current liabilities and other current assets.

Our opinion is not modified in respect of above matters.

KEY AUDIT MATTERS

Key audit matters are those matters that in our professional judgment were of most significance in our audit of the standalone financial statements of the year ended March 31, 2023. These matters were addressed in the context of our audit of the standalone financial statements as a whole, and in forming our opinion thereon, as we do not provide a separate opinion on these matters. We have determined the matters described below to be the key audit matters to be communicated in our report:

Key Audit Matters

Provisions and Contingent Liabilities

(Refer note no. 38(A) of the standalone financial statements)

The company has litigations in respect of certain tax matters and other disputes for which the final outcomes cannot be easily predicted and which could potentially result in significant liabilities. These have been disclosed under Contingent Liabilities. The assessment of the risks associated with the litigations is based on complex assumptions, which require the use of judgement and such judgement relates, primarily, to the assessment of the uncertainties connected to the prediction of the outcome of the proceedings and to the adequacy of the disclosures in the financial statements.

Auditors' response to Key Audit Matters

Our audit procedures involved the following

- Testing the effectiveness of controls around the recording and re-assessment of contingent liabilities.
- Performing our assessment of assumptions used in the evaluation of potential legal and tax risks performed by the legal and tax department of the company considering the legal precedence and other rulings in similar cases.
- Inquiry with the legal and tax departments regarding the status of the most significant disputes and inspection of the key relevant documentation.

Key Audit Matters

Because of the judgement required, the materiality of such litigations and the complexity of the assessment process, the area is a key matter for our audit

Enhancements to Company's system of IT general controls

The Company's management devoted significant effort to enhance and standardise the system of IT general controls (ITGCs), including the implementation of Core Accounting Software.

During any period of significant process change, there is increased risk to the internal financial control environment. Consequently, in addition to the inherent risks associated with auditing the IT systems of a complex organisation such as SHCIL, the audit team focused its procedures on the risks associated with the following change programmes:

- further standardisation of Company's user access management process; and
- implementation of the Company's enterprise-wide IT change management process.

Auditors' response to Key Audit Matters

- Analysis of opinion received from the experts where available.
- Review of the adequacy of the disclosures in the notes to the financial statements.

Our procedures focused on the key IT processes and controls over IT systems critical to our audit. These included:

- management of changes to systems and access to systems; and
- IT operations, such as problem and incident management, and back-up and restore & establishing Audit trail feature.
- Authorising access rights for new joiners;
- Timely removal of user access rights;
- Logging and monitoring of user activities;
- granting, potential use, and the removal of these access rights;
- Segregation of duties including access to multiple systems that could circumvent
- segregation controls;

We updated our understanding of Company's key IT applications and IT transitions that impacted our financial statement audits by carrying out walk-through tests.

We identified applications that were critical to our audit and therefore included in our audit scope.

We also assessed the risk associated with any key business or IT changes and identified and tested application and IT dependent manual controls that we considered key to the business processes related to financial reporting.

Our audit approach involved central testing of ITGCs that we considered important to the financial statements, including:

- management of changes to systems;
- management of access to systems; and
- management of IT operations.

We tested the implementation and operating effectiveness of management's remediated Access Management controls and found them to be effective in FY 2023.

Our audit procedures involved the following:

- Testing the mathematical accuracy;
- Evaluating the document and information provided by the management;
- Assessing the valuation methodology used by the Company to estimate the fair value of the Investment;

Valuation of investment in certain equity interests of an unlisted company

(Refer note no. 2.9 of the standalone financial statements)

The Company has accounted investment in certain equity interests of an unlisted company (the "Investment") which owned the largest Stock Exchange of the country, as a "Strategic Investment" financial asset which is subject to fair value revaluation at each reporting date.

Key Audit Matters

The Investment at March 31, 2023 was valued consistently as per the method as prescribed in applicable accounting standards. With reference to the valuation, management had estimated the fair value of the Investment at ₹ 6,40,596 lakhs as on March 31, 2023. The Investment is operating in an emerging industry and its fair value is highly dependent on its future plan, the valuation involved significant management judgements. Accordingly, the valuation of the Investment was considered as one of the key audit matters. The fair value was determined based on the average of Traded price in the last six months. The valuation involved significant reliance on the perception of the Shares in the market, along with understanding of future projection of profitability, plans for listing of securities, discount rate, marketability discount etc.

INFORMATION OTHER THAN THE FINANCIAL STATEMENTS AND AUDITOR'S REPORT THEREON

The Company's management and Board of Directors are responsible for the other information. The other information comprises the financial performance highlights, board report including annexures to the Board Report, report on corporate governance and other information included in the Company's annual report, but does not include the financial statements and our auditor's report thereon.

Our opinion on the standalone financial statements does not cover the other information and we do not express any form of assurance conclusion thereon.

In connection with our audit of the standalone financial statements, our responsibility is to read the other information and, in doing so, consider whether the other information is materially inconsistent with the standalone financial statements or our knowledge obtained in the audit or otherwise appears to be materially misstated.

If, based on the work we have performed, we conclude that there is a material misstatement of this other information, we are required to report that fact. We have nothing to report in this regard.

RESPONSIBILITIES OF MANAGEMENT AND THOSE CHARGED WITH GOVERNANCE FOR THE STANDALONE FINANCIAL STATEMENTS

The Company's management and Board of Directors are responsible for the preparation of these standalone financial statements that give a true and fair view of the financial position, financial performance, changes in equity and cash flows of the Company in accordance with Accounting standards as prescribed under section 133 of the Act and other accounting principles generally accepted in India. This responsibility also includes maintenance of adequate accounting records in accordance with the provisions of the Act for safeguarding of the assets of the Company and for preventing and detecting frauds and other irregularities; selection and application of appropriate accounting policies; making judgments and

Auditors' response to Key Audit Matters

- Checking, on a sample basis, the accuracy and reasonableness of the input data provided by management, the supporting evidence, such as approved basis by the Audit Committee, and considering the reasonableness of these basis by comparing the basis to the historical results and market data.

estimates that are reasonable and prudent; and design, implementation and maintenance of adequate internal financial controls that were operating effectively for ensuring the accuracy and completeness of the accounting records, relevant to the preparation and presentation of the standalone financial statements that give a true and fair view and are free from material misstatement, whether due to fraud or error.

In preparing the standalone financial statements, management and Board of Directors are responsible for assessing the Company's ability to continue as a going concern, disclosing, as applicable, matters related to going concern and using the going concern basis of accounting unless management either intends to liquidate the Company or to cease operations, or has no realistic alternative but to do so.

The Board of Directors is also responsible for overseeing the Company's financial reporting process.

AUDITOR'S RESPONSIBILITIES FOR THE AUDIT OF THE STANDALONE FINANCIAL STATEMENTS

Our objectives are to obtain reasonable assurance about whether the standalone financial statements as a whole are free from material misstatement, whether due to fraud or error, and to issue an auditor's report that includes our opinion. Reasonable assurance is a high level of assurance, but is not a guarantee that an audit conducted in accordance with SAs will always detect a material misstatement when it exists. Misstatements can arise from fraud or error and are considered material if, individually or in the aggregate, they could reasonably be expected to influence the economic decisions of users taken on the basis of these standalone financial statements.

As part of an audit in accordance with SAs, we exercise professional judgment and maintain professional skepticism throughout the audit. We also:

- Identify and assess the risks of material misstatement of the standalone financial statements, whether due to fraud or error, design and perform audit procedures responsive to those risks, and obtain audit evidence that is sufficient and appropriate to provide a basis for our opinion. The

risk of not detecting a material misstatement resulting from fraud is higher than for one resulting from error, as fraud may involve collusion, forgery, intentional omissions, misrepresentations, or the override of internal control.

- Obtain an understanding of internal control relevant to the audit in order to design audit procedures that are appropriate in the circumstances, but not for the purpose of expressing an opinion on whether the Company has in place an adequate internal financial controls system over financial reporting and the operating effectiveness of such controls.
- Evaluate the appropriateness of accounting policies used and the reasonableness of accounting estimates and related disclosures made by the management and Board of Directors.
- Conclude on the appropriateness of management's use of the going concern basis of accounting and, based on the audit evidence obtained, whether a material uncertainty exists related to events or conditions that may cast significant doubt on the Company's ability to continue as a going concern. If we conclude that a material uncertainty exists, we are required to draw attention in our auditor's report to the related disclosures in the standalone financial statements or, if such disclosures are inadequate, to modify our opinion. Our conclusions are based on the audit evidence obtained up to the date of our auditor's report. However, future events or conditions may cause the Company to cease to continue as a going concern.
- Evaluate the overall presentation, structure and content of the standalone financial statements, including the disclosures, and whether the standalone financial statements represent the underlying transactions and events in a manner that achieves fair presentation.

Materiality is the magnitude of misstatements in the standalone financial statements that, individually or in aggregate, makes it probable that the economic decisions of a reasonably knowledgeable user of the standalone financial statements may be influenced. We consider quantitative materiality and qualitative factors in (i) planning the scope of our audit work and in evaluating the results of our work; and (ii) to evaluate the effect of any identified misstatements in the standalone financial statements.

We communicate with those charged with governance of the Company regarding, among other matters, the planned scope and timing of the audit and significant audit findings including any significant deficiencies in internal control that we identify during our audit.

We also provide those charged with governance with a statement that we have complied with relevant ethical requirements regarding independence, and to communicate with them all relationships and other matters that may reasonably be thought to bear on our independence, and where applicable, related safeguards.

From the matters communicated with those charged to governance, we determine those matters that were most significant in the audit of standalone financial statements for the current period and therefore the key audit matters. We describe these matters in the auditor's report unless the law or regulation precludes public disclosure about the matter or when, in extremely rare circumstances, we determine that a matter should not be communicated in our report because the adverse consequences of doing so would reasonably be expected to outweigh the public interest benefits of such communication.

OTHER MATTERS

The audit of Standalone Financial Statements for the year ended March 31, 2022 was carried out by the auditor, M/s Sarda & Pareek LLP, Chartered Accountants, the predecessor audit firm, who have issued unmodified audit report dated May 09, 2022 which has been furnished to us by the management and relied upon by us for the purpose of our audit of the Standalone Financial Statements.

Our opinion is not modified in respect of this matter.

REPORT ON OTHER LEGAL AND REGULATORY REQUIREMENTS

- I. As required by the Companies (Auditor's Report) Order, 2020 ("the order") issued by the Central Government in terms of Section 143 (11) of the Act, we give in the **"Annexure A"**, a statement of the matters specified in paragraph 3 and 4 of the Order, to the extent applicable.
- II. We are enclosing our report in terms of section 143(5) of the Act, on the basis of such checks of the books and records of the company as we considered appropriate and according to the information and explanation given to us, in **"Annexure B"** on the directions issued by the Comptroller and Auditors General of India.
- III. As required by Section 143 (3) of the Act, we report that:
 - a. We have sought and obtained all the information and explanations which to the best of our knowledge and belief were necessary for the purposes of our audit.
 - b. In our opinion, proper books of account as required by law have been kept by the Company so far as it appears from our examination of those books.
 - c. The Standalone Balance Sheet, the Standalone Statement of Profit and Loss, the Standalone Statement of Changes in Equity and the Standalone Cash Flow Statement dealt with by this Report are in agreement with the books of account.
 - d. In our opinion, the aforesaid Standalone financial statements comply with the Accounting Standards specified under Section 133 of the Act, read with Rule 3 of the Companies (Accounts) Rules, 2015.
 - e. We have been informed that the provisions of the section 164(2) of the Act in respect of the disqualification of directors are not applicable to

the Company, being a Government Company in terms of notification no. G.S.R. 463(E) dated June 5, 2015 issued by the Ministry of Corporate Affairs, Government of India.

f. With respect to the adequacy of the internal financial controls over financial reporting of the Company and the operating effectiveness of such controls, refer to our separate Report in “**Annexure C**”.

g. With respect to the other matters to be included in the Auditors’ Report in accordance with the requirements of section 197(16) of the Act, as amended:

We are informed that the provisions of Section 197 read with Schedule V of the Act, relating to managerial remuneration are not applicable to the Company, being a Government Company, in terms of Ministry of Corporate Affairs Notification no. G.S.R. 463 (E) dated 5th June, 2015.

h. With respect to the other matters to be included in the Auditor’s Report in accordance with Rule 11 of the Companies (Audit and Auditors) Rules, 2014, in our opinion and to the best of our information and according to the explanations given to us:

a. The Company has disclosed the impact of pending litigations as at March 31, 2023 on its financial position in its Standalone financial statements – Refer Note 38(A) & 40 to the Standalone financial statements;

b. The Company did not have any long-term contracts including derivative contracts for which there were any material foreseeable losses;

c. There has been no delay in transferring amounts, required to be transferred, to the Investor Education and Protection Fund by the Company.

d. (i) The management has represented that, to the best of its knowledge and belief, other than as disclosed in notes to the accounts, no funds have been advanced or loaned or invested (either from borrowed funds or share premium or any other sources or kind of funds) by the Company to or in any other persons or entities, including foreign entities (“Intermediaries”), with the understanding, whether recorded in writing or otherwise, that the Intermediary shall:

- directly or indirectly lend or invest in other persons or entities identified in any manner whatsoever (“Ultimate Beneficiaries”) by or on behalf of the Company or

- provide any guarantee, security or the like to or on behalf of the Ultimate Beneficiaries.

(ii) The management has represented, that, to the best of its knowledge and belief, other than as disclosed in notes to the accounts, no funds have been received by the Company from any persons or entities, including foreign entities (“Funding Parties”), with the understanding, whether recorded in writing or otherwise, that the Company shall:

- directly or indirectly, lend or invest in other persons or entities identified in any manner whatsoever (“Ultimate Beneficiaries”) by or on behalf of the Funding Party or

- provide any guarantee, security or the like from or on behalf of the Ultimate Beneficiaries; and

(iii) Based on such audit procedures as considered reasonable and appropriate in the circumstances, nothing has come to our notice that has caused us to believe that the representations under sub-clause (d) (i) and (d) (ii) contain any material mis-statement.

e. The dividend declared or paid during the year by the Company is in compliance with Section 123 of the Act.

f. No comments have been offered as regards the maintenance of books of account using accounting software which has a feature of recording audit trail (edit log) facility under Rule 11(g) of Companies (Audit and Auditors) Rules, 2014 since the said requirements under proviso to Rule 3(1) of the Companies (Accounts) Rules, 2014 are not applicable to the Company for the financial year ended on March 31, 2023.

For G. D. Apte & Co.
Chartered Accountants
Firm registration number: 100515W

Chetan R. Sapre
Partner
Membership No: 116952
UDIN : 23116952BGTHWQ6452

Place : Mumbai
Date: May 12, 2023

Annexure A to the Independent Auditor's Report

(Referred to in paragraph I under the heading "Report on Other Legal and Regulatory Requirements" of our report on even date to the members of **Stock Holding Corporation of India Limited** on the standalone financial statements for the year ended March 31, 2023.)

(i) In respect of Company's Property, plant and Equipment's

- a. A. The Company has maintained proper records showing full particulars, including quantitative details and situation of Property, Plant and Equipment (PPE).
- B. The Company has maintained proper records showing full particulars of intangible assets.
- b. The Company has a regular program of physical verification to cover all the items of property, plant and

equipment's annually in a phased manner which, in our opinion, is reasonable having regard to the size of the Company and the nature of its assets. Pursuant to the program, property, plant and equipment's were physically verified by the management during the year. According to the information and explanations given to us, no material discrepancies were noticed on such verification.

- c. According to the information and explanations given to us, the records examined by us and based on the examination of the conveyance deeds / registered sale deed provided to us, we report that, the title deeds, comprising all the immovable properties of land and buildings which are freehold, are held in the name of the Company as at the balance sheet date, except the following:

Description of the Property	Gross Carrying Value	Held in Name of	Period of Holding the Property	Reason for Not being in the name of the Company & Whether the property is under dispute
18 Flats at Tilak Nagar, Chembur, Mumbai - 9216 Sq. Feet	110.58 Lakhs	Stock Holding Corporation of India Limited	Since 01.05.1993	The Conveyance of the property is Under Process

- d. According to the information and explanations given to us and on the basis of our examination of the records of the Company, the Company has not revalued its property, plant and equipment (including Right-of-use assets) or Intangible assets or both during the year.
- e. According to the information and explanations given to us no proceedings have been initiated or are pending against the company for holding any benami property under the Benami Transactions (Prohibition) Act, 1988 (45 of 1988) and rules made thereunder.

crore rupees, in aggregate, from banks on the basis of security of current assets. In our opinion, the quarterly returns or statements filed by the Company with such banks are in agreement with the books of account of the Company.

(iii) In respect of Investment made in, provided guarantee or granted any loans secured/unsecured;

- a. According to the information and explanations given to us and on an overall examination of the Financial Statements of the Company, the Company has no inventories. In view of the above, clause ii (a) of the Order is not applicable to the Branch.
- b. According to the information and explanations given to us and on the basis of our examination of the records of the Company, the Company has been sanctioned working capital limits in excess of five

- a. According to the information and explanations given to us and on the basis of our examination of the records of the Company, the Company has made investments and provided security to the banks on behalf of its subsidiary during the year, details of the investment made and security provided is stated in sub-clause (A) below.

A. Based on the audit procedures carried on by us and as per the information and explanations given to us, the Company has not granted any loans to subsidiaries. However, the Company has made investment in its subsidiary and provided security to a bank for working capital limit sanctioned to a subsidiary as below:

(Rupees in Lakhs)					
Sr No.	Name of entity	Balance outstanding as at the previous balance Sheet date	Aggregate amount during the year	Balance outstanding as at the balance Sheet date	Relationship with company
1	Investments in a Subsidiary company				
1.1	Equity Shares				
	Stock Holding Securities IFSC Limited	1,800	200	2,000	Subsidiary Company
	SHCIL Services Limited	1,713	-	1,713	Subsidiary Company
	Stock Holding Document Management Services Limited	6,860	-	6,860	Subsidiary Company
1.2	Debentures				
	StockHolding Document Management Services Limited	2,997	(497)	2,500	Subsidiary Company
2	To Security given to a bank for working capital facilities sanctioned to its subsidiary				
	Fixed Deposit pledged with a Bank for working capital limit sanctioned to StockHolding Document Management Services Limited	2,186	178	2,364	Subsidiary Company
3	To Guarantee given to a bank for working capital facilities sanctioned to its subsidiary				
	Corporate Guarantee given for Term Loan, Cash Credit and Bank Guarantee limits sanctioned to StockHolding Document Management Services Limited	4,037	-	4,037	Subsidiary Company
4	To Margin Money placed with its subsidiary				
	Margin Money placed with SHCIL Services Limited	-	-	-	Subsidiary Company

B. During the year, Company has provided loans to its employees amounting to ₹ 109 Lakhs and aggregate amount of loans provided to employees outstanding as on March 31, 2023 is ₹ 129 Lakhs

- b. According to the information and explanations given to us and based on the audit procedures conducted by us, we are of the opinion that the terms and conditions of the investments made, security provided and grant of loans are, prima facie, not prejudicial to the interest of the Company.
- c. In the case of loan granted to employees, the terms of arrangements stipulate repayment schedule and also, payment of interest had been stipulated, and the receipts thereof were regular.
- d. There were no overdue amounts for more than ninety days in respect of the loans granted.
- e. According to the information and explanation given to us, there are no any loan or advance in the nature of loan granted which has fallen due during the year, has been renewed or extended or fresh loans granted to settle the overdues of existing loans given to the same parties.

f. According to the information and explanation given to us, the Company has not granted loans or advances to its fellow subsidiary in the nature of loans either repayable on demand or without specifying any terms or period of repayment. In view of the above, clause iii (f) of the Order is not applicable to the Branch.

- (iv) According to the information and explanations given to us and on the basis of our examination of the records, the Company has not given any loans, or provided any guarantee or security as specified under Section 185 of the Companies Act, 2013. The Company has complied with the provisions of Section 186 of the Companies Act, 2013 in relation to investments made or loans or guarantees or security provided to the parties covered under section 186.
- (v) The Company has not accepted deposits or amounts which are deemed to be deposits from public in terms of provisions of section 73 to 76 of the Act read with the Companies (Acceptance of Deposits) Rules, 2014, as amended and other relevant provisions of the Act, during the year and does not have any unclaimed deposits as at March 31, 2023. In view of the above, the provisions of the clause (v) of the Order is not applicable to the Company.

(vi) The maintenance of cost records has not been specified by the Central Government under section 148(1) of the Companies Act, 2013 for the business activities carried out by the Company. In view of the above, reporting under clause (vi) of the order is not applicable to the Company.

(vii) According to the information and explanations given to us, in respect of statutory dues:

- a. The Company has generally been regular in depositing undisputed statutory dues, including Provident Fund, Employees' State Insurance, Income Tax, Goods and Service Tax, Customs Duty, Cess and

other material statutory dues applicable to it with the appropriate authorities.

- b. There were no undisputed amounts payable in respect of Provident Fund, Employees' State Insurance, Income Tax, Goods and Service Tax, Customs Duty, Cess and other material statutory dues in arrears as at March 31, 2023 for a period of more than six months from the date they became payable.
- c. Details of dues of Income Tax, Sales Tax, Service Tax, Excise Duty, Value Added Tax and Goods and Service Tax which have not been deposited as at March 31, 2023 on account of dispute are given below:

Sr. No.	Name of Statute	Nature of dues	Amounts Involved (₹ in Lakhs)	Period to which the amount relates (Financial Year)	Forum where disputed is pending
1	Income Tax Act, 1961	TDS	8.85	Various Financial Years	Demand as per Traces

(viii) According to the information and explanations given to us and on the basis of our examination of the records of the Company, the Company has not surrendered or disclosed any transactions, previously unrecorded as income in the books of account, in the tax assessments under the Income-tax Act, 1961 as income during the year. In view of the above, clause (viii) is not applicable to the Company.

(ix) (a) According to the information and explanations given to us and on the basis of our examination of the records of the Company, the Company has no outstanding dues / has not defaulted in repayment of the loans or other borrowings or in the payment of interest thereon to any lender during the year. In view of the above, clause (ix)(a) of the Order is not applicable to the Company.

(b) According to the information and explanations given to us and on the basis of our examination of the records of the Company, the Company has not been declared a wilful defaulter by any bank or financial institution or government or government authority.

(c) According to the information and explanations given to us and on the basis of our examination of the records of the Company, the Company has not availed any term loans. In view of the above, clause (ix)(c) of the Order is not applicable to the Company.

(d) According to the information and explanations given to us and on an overall examination of the balance sheet of the Company, the Company has not utilized funds raised on short term basis for long term purposes.

(e) According to the information and explanations given to us and on an overall examination of the standalone financial statements of the Company, the Company has not taken any funds from any entity or person on account of or to meet the obligations

of its subsidiaries as defined under the Companies Act, 2013. In view of the above, clause (ix)(e) of the Order is not applicable to the Company.

(f) According to the information and explanations given to us and procedures performed by us, the Company has not raised loans during the year on the pledge of securities held in its subsidiaries as defined under the Companies Act, 2013. In view of the above, clause (ix)(f) of the Order is not applicable to the Company.

(x) (a) The Company has not raised any moneys by way of initial public offer or further public offer (including debt instruments). In view of the above, clause (x)(a) of the Order is not applicable to the Company.

(b) According to the information and explanations given to us and on the basis of our examination of the records of the Company, the Company has not made any preferential allotment or private placement of shares or fully or partly convertible debentures during the year. In view of the above, clause (x)(b) of the Order is not applicable to the Company.

(xi) In respect of fraud reported or noticed

a. According to the information and explanations given to us and procedures performed by us, no fraud by the Company or no fraud on the Company by its officers or employees, that causes the standalone financial statements to be materially misstated, has been noticed or reported during the year, except for certain irregularities, pertaining to cases reported during previous year as disclosed in Note 54, to the standalone financial statements.

b. In view of the above reporting under clause (xi) (b) of the order is not applicable to the Company.

c. According to the information and explanations given to us and procedures performed by us, the company

has not received whistle-blower complaints, during the year.

(xii) The Company is not a Nidhi Company/ Mutual Benefit Fund/Society and hence reporting under clause (xii) (a) (b)(c) of the Order is not applicable to the Company.

(xiii) According to the information and explanations given to us and procedures performed by us, the transactions with related parties are in compliance with Section 177 and 188 of the Companies Act, 2013, where applicable, and the details of related party transactions have been disclosed in the standalone financial statements, as required by the applicable accounting standards.

(xiv)(a) According to information and explanations provided to us and procedures performed by us, in our opinion, the Company has an internal audit system commensurate with the size and nature of its business.

(b) We have considered the reports of Internal Auditors of the Company issued for the period under audit.

(xv) According to the information and explanations given to us, and based on our examination of the records, the Company has not entered into any non-cash transactions with its directors or persons connected with them as referred to in Section 192 of the Act. In view of the above, clause (xv) of the Order is not applicable to the Company.

(xvi) (a) According to the information and explanations given to us, the Company is not required to be registered under Section 45-IA of the Reserve Bank of India Act, 1934. In view of the above, clause (xvi)(a) of the Order is not applicable to the Company.

(b) According to the information and explanations given to us, the Company has not conducted any Non Banking Financial or Housing Finance activities which require the Company to obtain Certificate of Registration (CoR) from Reserve Bank of India as per the Reserve Bank of India Act 1934. In view of the above, clause (xvi)(b) of the Order is not applicable to the Company.

(c) According to the information and explanations given to us, the Company is not a Core Investment Company (CIC) as defined in the regulations made by the Reserve Bank of India. In view of the above, clause (xvi)(c) of the Order is not applicable to the Company.

(d) According to the information and explanations given to us, the Group does not have any CIC. In view of the above, the requirements of clause (xvi)(d) are not applicable to the Company.

(xvii) According to the information and explanations given to us, and based on our examination of the records, the Company has not incurred cash losses in the financial year and in the immediately preceding financial year.

(xviii) There has been no resignation of the statutory auditors during the year. In view of the above, clause (xviii) of the Order is not applicable to the Company.

(xix) According to the information and explanations given to us and on the basis of the financial ratios, ageing and expected dates of realisation of financial assets and payment of financial liabilities, other information accompanying the standalone financial statements, our knowledge of the Board of Directors and management plans and based on our examination of the evidence supporting the assumptions, nothing has come to our attention, which causes us to believe that any material uncertainty exists as on the date of the audit report that the Company is not capable of meeting its liabilities existing at the date of balance sheet as and when they fall due within a period of one year from the balance sheet date. We, however, state that this is not an assurance as to the future viability of the Company. We further state that our reporting is based on the facts up to the date of our audit report and we neither give any guarantee nor any assurance that all liabilities falling due within a period of one year from the balance sheet date, will get discharged by the Company as and when they fall due.

(xx)(a) According to the information and explanations given to us, and based on our examination of the records, in respect of other than ongoing projects, the company has ₹ Nil unspent amount during the financial year under audit.

(b) According to the information and explanations given to us, and based on our examination of the records, an amount of ₹ 39.00 Lakhs (FY 2022-23 ₹ 25.05 Lakhs and FY 2021-22 ₹ 13.95 Lakhs) remaining unspent under sub-section (5) of Section 135 of the Companies Act, 2013, pursuant to ongoing projects as mentioned in Note No. 52, has been transferred to special account in compliance with the provisions of sub section (6) of Section 135 of the said Act.

(xxi) On the basis of the auditors reports of the subsidiaries provided to us, there are no qualifications or adverse remarks by the respective auditors in Companies (Auditor's Report) Order reports of the respective companies, audited by them, which are included in Consolidated financial statements.

For G. D. Apte & Co.
Chartered Accountants
Firm registration number: 100515W

Chetan R. Sapre
Partner
Membership No: 116952
UDIN : 23116952BGTHWQ6452

Place : Mumbai
Date: May 12, 2023

Annexure B to the Independent Auditor's Report

Referred to in paragraph II under 'Report on Other Legal and Regulatory Requirements' of our report of even date to the members of **Stock Holding Corporation of India Limited** on the standalone financial statements for the year ended March 31, 2023.

Sr. No.	Directions	Action Taken	Impact on Financial Statements
1	Whether the Company has a system in place to process all the accounting transactions through the IT system? If yes, the implication of processing of accounting transaction outside IT system on the integrity of the accounts along with the financial implications, if any, may be stated;	Yes, the Company has a system in place to process all the accounting transactions through various IT systems. Based on the verification carried out by us on test check basis during the course of our audit and based on the information and explanations given to us, we have not come across any instance having significant implications on the integrity of accounts. Some Manual intervention is necessitated for the compilation of standalone financial statements, however, the necessary effect for the same is passed through Core Accounting Software appropriately.	Nil
2	Whether there is any restructuring of an existing loan or cases of waiver/ write-off of debts/ loans/ interest etc. made by a lender to the company due to the Company's inability to repay the loan? If yes, the financial impact may be stated. Whether such cases are properly accounted for? (in case, lender is a Government Company, then its direction is also applicable for Statutory Auditor of lender Company).	There is no restructuring of existing loan or cases of waiver / write off of debts / loans / interest etc. made by lender to the company due to Company's inability to repay the loan during the year.	Nil
3	Whether funds (grants / subsidy etc.) received/ receivable for specific schemes from Central/ State Government or its agencies were properly accounted for/ utilized as per its term and conditions? List the cases of deviation.	According to the information and explanations given to us, and based on our examination of the records, the Company does not have any funds received/ receivable for specific schemes from Central/ State Government or its agencies.	Nil

For G. D. Apte & Co.
Chartered Accountants
Firm registration number: 100515W

Chetan R. Sapre
Partner
Membership No: 116952
UDIN : 23116952BGTHWQ6452

Place : Mumbai
Date: May 12, 2023

Annexure C to the Independent Auditor's Report

(Referred to in paragraph III (f) under 'Report on Other Legal and Regulatory Requirements' of our report of Even date to the members of **Stock Holding Corporation of India Limited** on the standalone financial statements for the year ended March 31, 2023)

REPORT ON THE INTERNAL FINANCIAL CONTROLS OVER FINANCIAL REPORTING UNDER CLAUSE (I) OF SUB-SECTION 3 OF SECTION 143 OF THE COMPANIES ACT, 2013 ("THE ACT")

We have audited the internal financial controls over financial reporting of **Stock Holding Corporation of India Limited** ("the Company") as of March 31, 2023 in conjunction with our audit of the standalone financial statements of the Company for the year ended on that date.

MANAGEMENT'S RESPONSIBILITY FOR INTERNAL FINANCIAL CONTROLS

The Company's management is responsible for establishing and maintaining internal financial controls based on the internal control over financial reporting criteria established by the Company considering the essential components of internal control stated in the Guidance Note on Audit of Internal Financial Controls over Financial Reporting issued by the Institute of Chartered Accountants of India. These responsibilities include the design, implementation and maintenance of adequate internal financial controls that were operating effectively for ensuring the orderly and efficient conduct of its business, including adherence to company's policies, the safeguarding of its assets, the prevention and detection of frauds and errors, the accuracy and completeness of the accounting records, and the timely preparation of reliable financial information, as required under the Companies Act, 2013.

AUDITOR'S RESPONSIBILITY

Our responsibility is to express an opinion on the internal financial controls over financial reporting of the Company based on our audit. We conducted our audit in accordance with the Guidance Note on Audit of Internal Financial Controls Over Financial Reporting (the "Guidance Note") issued by the Institute of Chartered Accountants of India and the Standards on Auditing prescribed under Section 143(10) of the Companies Act, 2013, to the extent applicable to an audit of internal financial controls. Those Standards and the Guidance Note require that we comply with ethical requirements and plan and perform the audit to obtain reasonable assurance about whether adequate internal financial controls over financial reporting was established and maintained and if such controls operated effectively in all material respects.

Our audit involves performing procedures to obtain audit evidence about the adequacy of the internal financial controls system over financial reporting and their operating effectiveness. Our audit of internal financial controls over financial reporting included obtaining an understanding of

internal financial controls over financial reporting, assessing the risk that a material weakness exists, and testing and evaluating the design and operating effectiveness of internal control based on the assessed risk. The procedures selected depend on the auditor's judgment, including the assessment of the risks of material misstatement of the standalone financial statements, whether due to fraud or error.

We believe that the audit evidence we have obtained is sufficient and appropriate to provide a basis for our audit opinion on the Company's internal financial controls system over financial reporting.

MEANING OF INTERNAL FINANCIAL CONTROL OVER FINANCIAL REPORTING

A company's internal financial control over financial reporting is a process designed to provide reasonable assurance regarding the reliability of financial reporting and the preparation of standalone financial statements for external purposes in accordance with generally accepted accounting principles. A company's internal financial control over financial reporting includes those policies and procedures that (1) Pertain to the maintenance of records that, in reasonable detail, accurately and fairly reflect the transactions and dispositions of the assets of the company; (2) Provide reasonable assurance that transactions are recorded as necessary to permit preparation of standalone financial statements in accordance with generally accepted accounting principles, and that receipts and expenditures of the company are being made only in accordance with authorizations of management and directors of the company; (3) Provide reasonable assurance regarding prevention or timely detection of unauthorized acquisition, use, or disposition of the company's assets that could have a material effect on the standalone financial statements.

LIMITATIONS OF INTERNAL FINANCIAL CONTROLS OVER FINANCIAL REPORTING

Because of the inherent limitations of internal financial controls over financial reporting, including the possibility of collusion or improper management override of controls, material misstatements due to error or fraud may occur and not be detected. Also, projections of any evaluation of the internal financial controls over financial reporting to future periods are subject to the risk that the internal financial control over financial reporting may become inadequate because of changes in conditions, or that the degree of compliance with the policies or procedures may deteriorate.

OPINION

In our opinion, to the best of our information and according to the explanations given to us, the Company has, in all material respects, an adequate internal financial controls system over financial reporting and such internal financial controls over financial reporting were operating effectively as at March 31, 2023, based on the internal control over financial reporting criteria established by the Company considering the essential components of internal control stated in the Guidance Note on Audit of Internal Financial Controls Over Financial Reporting issued by the Institute of Chartered Accountants of India.

For G. D. Apte & Co.
Chartered Accountants
Firm registration number: 100515W

Chetan R. Sapre
Partner
Membership No: 116952
UDIN : 23116952BGTHWQ6452

Place : Mumbai
Date: May 12, 2023

COMMENTS OF THE COMPTROLLER AND AUDITOR GENERAL OF INDIA UNDER SECTION 143 (6) (b) OF THE COMPANIES ACT, 2013 ON THE FINANCIAL STATEMENTS OF STOCK HOLDING CORPORATION OF INDIA LIMITED FOR THE YEAR ENDED 31 MARCH 2023.

The preparation of financial statements of Stock Holding Corporation of India Limited for the year ended 31 March 2023 in accordance with the financial reporting framework prescribed under the Companies Act, 2013 (Act) is the responsibility of the management of the company. The statutory auditor appointed by the Comptroller and Auditor General of India under section 139 (5) of the Act is responsible for expressing opinion on the financial statements under section 143 of the Act based on independent audit in accordance with the standards on auditing prescribed under section 143 (10) of the Act. This is stated to have been done by them vide their Audit Report dated 12.05.2023.

I, on behalf of the Comptroller and Auditor General of India, have conducted a supplementary audit of the financial statements of Stock Holding Corporation of India Limited for the year ended 31 March 2023 under section 143(6)(a) of the Act. This supplementary audit has been carried out independently without access to the working papers of the statutory auditors and is limited primarily to inquiries of the statutory auditors and company personnel and a selective examination of some of the accounting records.

Based on my supplementary audit, I would like to highlight the following significant matters under section 143 (6) (b) of the Act which have come to my attention and which in my view are necessary for enabling a better understanding of the financial statements and the related audit report.

Comments on Financial Position

Other Financial Liabilities- ₹81620 lakh

The above does not include ₹2039 lakh, being the interest earned on Fixed Deposits created out of the amount to be paid to the bondholders of Relief Bonds, issued by Reserve Bank of India through the Company, which has remained unclaimed by the bondholders. The interest of ₹2039 lakh has been booked by the Company as income over the years.

As the amount of the Fixed Deposit is not owned by the Company, the interest earned thereon is a liability and not an income of the Company. This has resulted in understatement of 'Other Financial Liabilities' by ₹2039 lakh with overstatement of 'Other Income' and 'Profit' for the current year by ₹118 lakh and overstatement of 'Reserves and Surplus' by ₹1921 lakh.

For and on behalf of the Comptroller & Auditor General of India

(Guljari Lal)

Director General of Audit (Shipping), Mumbai

Place : Mumbai
Date : 01-09-2023

STOCKHOLDING'S COMMENTS ON CAG SUPPLEMENTARY AUDIT OBSERVATIONS ON STANDALONE FINANCIAL STATEMENTS CONDUCTED FOR FINANCIAL YEAR 2022-2023

StockHolding's Management comments

The Corporation since 1998 has been servicing the Bondholders of Relief Bonds in accordance with the terms notified by the RBI. While doing so, for various reasons payments instructions to bankers for a few bond holders gets returned by their bankers. The Corporation makes all necessary efforts to reach out to such bond holders to repay the unencashed redemption/half yearly interest proceeds. The unencashed amounts in the interim period is held in the bank accounts of the Corporation and reflected in the financial statements as a liability.

The Reserve Bank of India on 11th September, '23 has issued directives to Banks/StockHolding in respect of unencashed deposits with them on account of redemption proceeds on maturity of Relief Bonds/Savings Bonds, and half yearly interest payments thereon.

The directives required the Banks/StockHolding to remit such unclaimed payments back to RBI as per the timelines specified therein.

StockHolding has complied with the said directives and will continue to adhere to the same. Thus, the Corporation has complied with the applicable service requirements, Accounting Standards, disclosure requirements and duly discharged the tax liabilities.

Place: Mumbai

Date: September 26, 2023

Vinay E Purohit

Chief Financial Officer

Shashikant L. Nayak

Company Secretary
FCS 7061

Ashok Kumar Motwani

Independent Director
DIN 00088225

STATUTORY AUDITOR'S COMMENTS

We concur with the replies given by the Management. As explained by the Management, these unencashed amount towards redemption including interest (Half yearly coupon payments and coupon payments till date of maturity) on these Relief Bonds are kept in separate Bank Accounts and is reflected in financial statements of the Company as liability towards these Bondholders and no further liability is payable by the Company to the bondholders, as per the terms and conditions of the Relief bonds issuance. Interest income earned on the unencashed amount is considered as income by the company.

Further to the directives issued by RBI on 11th September, 2023 to Banks/ StockHolding in respect of unclaimed deposits with Banks/ StockHolding on account of redemption proceeds on maturity of Relief Bonds/ Savings Bonds and half yearly interest therein, the Company has remitted the said amount back to RBI, adhering to the guidelines therein.

Place : Mumbai

Date : September 26, 2023

Chetan Sapre

Partner – G. D. Apte & Co.
Membership no.116952

Balance Sheet

As at March 31, 2023

Particulars	Note	(₹ in Lakhs)	
		As at March 31, 2023	As at March 31, 2022
ASSETS			
I. Non Current Assets			
a) Property, Plant and Equipment	4	12,323	10,851
b) Capital Work-In-Progress	4	549	1,151
c) Other Intangible Assets	5	307	407
d) Intangible Assets under development	5	23	25
e) Right of Use Assets	6	3,173	2,743
f) Financial Assets			
(i) Investments	7	6,57,461	4,94,666
(ii) Loans	8	47	54
(iii) Other Financial Assets	9	19,137	25,136
g) Non Current Tax Assets (net)	10	2,257	3,483
h) Other Non-current Assets	11	150	168
Total Non Current Assets		6,95,427	5,38,684
II. Current Assets			
a) Financial Assets			
(i) Investments	12	9,078	3,081
(ii) Trade Receivables	13	14,996	9,520
(iii) Cash and Cash Equivalents	14	63,950	54,114
(iv) Bank balances other than Cash and Cash Equivalents	15	52,286	35,998
(v) Loans	16	82	77
(vi) Other Financial Assets	17	56,589	41,467
b) Other Current Assets	18	2,393	2,329
Total Current Assets		1,99,374	1,46,586
TOTAL ASSETS		8,94,801	6,85,270
EQUITY AND LIABILITIES			
I. EQUITY			
a) Equity Share Capital	19	2,105	2,105
b) Other Equity		5,93,497	4,53,194
Total Equity		5,95,602	4,55,299
LIABILITIES			
II. Non-Current Liabilities			
a) Financial Liabilities			
(i) Lease Liabilities	20	2,522	2,039
b) Provisions	21	3,736	3,771
c) Deferred Tax Liabilities (net)	22	1,44,962	1,07,452
d) Other Non-Current Liabilities	23	2,365	2,326
Total Non-Current Liabilities		1,53,585	1,15,588
III. Current Liabilities			
a) Financial Liabilities			
(i) Secured Borrowings	24	4,175	-
(ii) Lease Liabilities	25	1,024	1,013
(iii) Trade Payables			
Total outstanding dues of micro enterprises and small enterprises	26	7	6
Total outstanding dues of creditors other than micro enterprises and small enterprises	26	3,009	3,076
(iv) Other Financial Liabilities	27	81,620	70,010
b) Other Current Liabilities	28	55,558	40,187
c) Provisions	29	221	91
Total Current Liabilities		1,45,614	1,14,383
TOTAL EQUITY AND LIABILITIES		8,94,801	6,85,270

Significant Accounting Policies

2

The accompanying Notes are an integral part of the Standalone Financial Statements

1 to 66

As per our report of even date

For and on behalf of
G. D. Apte & Co.

Chartered Accountants

Firm Registration No: 100515W

For and on behalf of the Board of Directors

Chetan Sapre

Partner

Membership No : 116952

Shashikant Nayak

Company Secretary

FCS 7061

Vinay E Purohit

Chief Financial Officer

Prasoon

Director

DIN 03599426

Ashok Kumar Motwani

Director

DIN No: 00088225

Animesh Chauhan

Director

DIN 02060457

Place : Mumbai

Date : May 12, 2023

Statement of Profit and Loss

For the year ended March 31, 2023

Particulars	Note	(₹ in Lakhs)	
		Year ended March 31, 2023	Year ended March 31, 2022
I. INCOME:			
Revenue from Operations	30	49,536	47,154
Other Income	31	17,876	12,800
TOTAL INCOME		67,412	59,954
II. EXPENSES:			
Purchases of Stock-in-Trade		61	1,039
Employee Benefits Expense	32	15,811	16,849
Finance Costs	33	314	251
Depreciation and Amortisation Expense	4 & 5	1,578	1,241
Depreciation on Right of Use Assets	6	1,148	1,084
Other Expenses	34	27,529	23,320
TOTAL EXPENSES		46,441	43,784
III. PROFIT BEFORE TAX (I - II)		20,971	16,170
IV TAX EXPENSE			
- Current Tax		3,557	2,601
- Deferred Tax		(397)	(86)
		3,160	2,515
V PROFIT AFTER TAX (FROM CONTINUING OPERATIONS) (III - IV)		17,811	13,655
VI OTHER COMPREHENSIVE INCOME (OCI)			
(a) Items that will not be reclassified to profit and loss in subsequent periods:			
Remeasurement of Defined Benefit Plan- Gains/(Losses)		196	157
Fair value movement of equity instruments designated at FVTOCI		1,67,560	2,30,351
Income tax relating to remeasurement of Defined Benefit Plan- Gains/(Losses)		(49)	(40)
Income tax relating to fair value movement of equity instruments		(37,859)	(51,559)
Net OCI items not reclassified to profit and loss in subsequent periods		1,29,848	1,78,909
(b) Items that will be reclassified to profit and loss in subsequent periods:			
Foreign currency translation reserve		13	*
Net OCI items reclassified to profit and loss in subsequent periods		13	*
Other comprehensive income (net of tax)		1,29,861	1,78,909
VII TOTAL COMPREHENSIVE INCOME (V + VI)		1,47,672	1,92,564
Total comprehensive income attributable to:			
Non-controlling interest		69,613	90,775
Owners of the parent		78,059	1,01,789
VIII Earnings per Equity Share (for continuing operations) (Refer Note 47)			
Nominal value per share : ₹ 10			
(1) Basic		84.60	64.86
(2) Diluted		84.60	64.86

* Denotes amounts less than ₹ 1 lakh

Significant Accounting Policies

2

The accompanying Notes are an integral part of the Standalone Financial Statements 1 to 66

As per our report of even date

For and on behalf of

G. D. Apte & Co.

Chartered Accountants

Firm Registration No: 100515W

For and on behalf of the Board of Directors

Chetan Sapre

Partner

Membership No : 116952

Shashikant Nayak

Company Secretary

FCS 7061

Vinay E Purohit

Chief Financial Officer

Prasoon

Director

DIN 03599426

Place : Mumbai

Date : May 12, 2023

Ashok Kumar Motwani

Director

DIN No: 00088225

Animesh Chauhan

Director

DIN 02060457

Statement of Changes in Equity

For the year ended March 31, 2023

A EQUITY SHARE CAPITAL

i) Current reporting period

(₹ in Lakhs)

Particulars	Balance at the beginning of the reporting date	Changes in Equity Share Capital due to prior period errors	Restated balance at the beginning of the current reporting period	Changes in equity share capital during the year	Balance at the end of the reporting date
Balance as at March 31, 2023	2,105	-	-	-	2,105

ii) Previous reporting period

(₹ in Lakhs)

Particulars	Balance at the beginning of the reporting date	Changes in Equity Share Capital due to prior period errors	Restated balance at the beginning of the current reporting period	Changes in equity share capital during the year	Balance at the end of the reporting date
Balance as at March 31, 2022	2,105	-	-	-	2,105

B OTHER EQUITY

STANDALONE STATEMENT OF CHANGES IN OTHER EQUITY FOR THE YEAR ENDED MARCH 31, 2023

(₹ in Lakhs)

Particulars	Reserves & Surplus					Other Comprehensive Income (OCI)		Total
	Retained Earnings	Securities Premium	Foreign currency translation reserve	General Reserve	Contingency Reserve**	Remeasurement of Defined Benefit Plan-Gains/(Losses)	Fair value movement equity instruments designated at FVOCI	
Balance as at April 01, 2022	1,24,407	527	*	18,272	6,819	(176)	3,03,345	4,53,194
Comprehensive Income for the current year	17,811	-	-	-	-	-	-	17,811
Interim Dividend (Dividend per share ₹23.50)	(4,948)	-	-	-	-	-	-	(4,948)
Final Dividend (Dividend per share ₹11.50)	(2,421)	-	-	-	-	-	-	(2,421)
Transfer to General Reserve	(1,366)	-	-	1,366	-	-	-	-
Defined Benefit Employee Cost	-	-	-	-	-	196	-	196
Tax Impact	-	-	-	-	-	(49)	(37,859)	(37,908)
Fair value movement equity instruments designated at FVOCI	-	-	-	-	-	-	1,67,560	1,67,560
Foreign Currency Translation Reserve	-	-	13	-	-	-	-	13
Transfer to Contingency Reserve	(5,200)	-	-	-	5,200	-	-	-
Closing Balance as at March 31, 2023	1,28,283	527	13	19,638	12,019	(29)	4,33,046	5,93,497

Statement of Changes in Equity

For the year ended March 31, 2023

STANDALONE STATEMENT OF CHANGES IN OTHER EQUITY FOR THE YEAR ENDED MARCH 31, 2022

(₹ in Lakhs)

Particulars	Reserves & Surplus					Other Comprehensive Income (OCI)		Total
	Retained Earnings	Securities Premium	Foreign currency translation reserve	General Reserve	Contingency Reserve**	Remeasurement of Defined Benefit Plan-Gains/(Losses)	Fair value movement equity instruments designated at FVOCI	
Balance as at April 01, 2021	1,19,920	527	-	17,584	3,730	-	1,24,554	2,66,315
Total Comprehensive Income for the current year	13,655	-	-	-	-	-	-	13,655
Interim Dividend (Dividend per share ₹19.00)	(4,000)	-	-	-	-	-	-	(4,000)
Final Dividend (Dividend per share ₹8.00)	(1,684)	-	-	-	-	-	-	(1,684)
Tr. of remeasurement of Defined Benefit Plan-Gains/(Losses) to OCI Reserves	293	-	-	-	-	(293)	-	-
Transfer to General Reserve	(688)	-	-	688	-	-	-	-
Defined Benefit Employee Cost	-	-	-	-	-	157	-	157
Tax Impact	-	-	-	-	-	(40)	(51,560)	(51,600)
Fair value movement equity instruments designated at FVOCI	-	-	-	-	-	-	2,30,351	2,30,351
Foreign Currency Translation Reserve	-	-	*	-	-	-	-	*
Transfer to Contingency Reserve	(3,089)	-	-	-	3,089	-	-	-
Closing Balance as at March 31, 2022	1,24,407	527	*	18,272	6,819	(176)	3,03,345	4,53,194

* Denotes amounts less than ₹ 1 lakh

** This reserve is set aside for any contingencies which may arise in future

Significant Accounting Policies

2

The accompanying Notes are an integral part of the Standalone Financial Statements 1 to 66

As per our report of even date

For and on behalf of
G. D. Apte & Co.

Chartered Accountants
Firm Registration No: 100515W

For and on behalf of the Board of Directors

Chetan Sapre
Partner
Membership No : 116952

Shashikant Nayak
Company Secretary
FCS 7061

Vinay E Purohit
Chief Financial Officer

Prasoon
Director
DIN 03599426

Place : Mumbai
Date : May 12, 2023

Ashok Kumar Motwani
Director
DIN No: 00088225

Animesh Chauhan
Director
DIN 02060457

Cash Flow Statement

For the year ended March 31, 2023

Particulars	(₹ in Lakhs)	
	Year ended March 31, 2023	Year ended March 31, 2022
A CASH FLOW FROM OPERATING ACTIVITIES		
Profit before Tax after exceptional Item	20,971	16,170
Adjusted for :		
Depreciation	1,578	1,241
Depreciation on Right of Use Lease Assets	1,148	1,084
(Profit) /Loss on sale of investments	25	(64)
(Profit)/Loss on sale of fixed assets	(24)	8
(Profit)/Loss due to Exchange Rate fluctuation	3	-
Dividend Income	(10,323)	(6,337)
Interest Income	(5,739)	(4,210)
Interest paid	8	*
Finance Cost	7	8
Other Non Cash items of INDAS	141	244
Bad debts written off	188	258
Interest on Right of Use Lease Liability	306	251
Lease payments	(1,375)	(1,257)
Provision for doubtful debts / (written back)	1,461	575
Sundry balances written back	(1,097)	(273)
Operating Profit before working capital changes	7,278	7,698
Changes in working capital		
Adjustments for (increase) / decrease in operating assets :		
(Increase)/ Decrease in trade receivables	(7,028)	(2,959)
(Increase)/ Decrease in loans and advances	(15,241)	76,685
(Increase)/ Decrease in other current assets	(87)	(168)
Adjustments for increase / (decrease) in operating liabilities :		
Increase/ (Decrease) in trade payables	1,031	1,645
Increase/ (Decrease) in provisions	95	227
Increase/ (Decrease) in other current liabilities	15,371	9,177
Increase/ (Decrease) in long term liabilities	11,281	(82,944)
Cash generated from operations	12,700	9,361
Direct Taxes (paid)/ refund received (net)	(2,331)	(3,123)
NET CASH FROM / (USED IN) OPERATING ACTIVITIES	10,369	6,238
B CASH FLOW FROM INVESTING ACTIVITIES		
Capital expenditure on fixed assets including capital advances	(1,950)	(2,069)
Proceeds from sale of fixed assets	37	24
Purchase of Investments	(5,219)	(2,441)
Proceeds from sale of investments	3,503	807
NCD proceeds on maturities	500	500
Current and non current Bank deposits:		
- Matured (net)	(10,289)	(58)
Decrease/ (Increase) in earmarked bank balances	-	*
Interest received	5,764	4,089
Dividend received	10,323	6,337
NET CASH FROM / (USED IN) INVESTING ACTIVITIES	2,669	7,189

Cash Flow Statement

For the year ended March 31, 2023

Particulars	(₹ in Lakhs)	
	Year ended March 31, 2023	Year ended March 31, 2022
C CASH FLOW FROM FINANCING ACTIVITIES		
Short term borrowings/ (repayments) (net)	4,175	-
Interest paid	(8)	*
Dividend paid	(7,369)	(5,685)
NET CASH FROM/ (USED IN) FINANCING ACTIVITIES	(3,202)	(5,685)
NET INCREASE/ (DECREASE) IN CASH AND CASH EQUIVALENTS	9,836	7,742
Cash and cash equivalents (Opening Balance)	54,114	46,372
Cash and cash equivalents (Closing Balance)	63,950	54,114
Notes :		
(1) Cash and Cash equivalents		
Balances with Banks	56,555	36,124
Balances with banks - In deposit accounts with maturity less than 3 months	7,000	9,164
Cash and cheques on hand	395	326
Money lent in TREPS	-	8,500
Cash & Cash Equivalents considered for Cash flow	63,950	54,114
(2) Other Bank Balances	52,286	35,998
Cash and Bank Balances as per note 14 & 15	1,16,236	90,112

Notes

- i) The Company's bankers have sanctioned total fund-based limits of ₹22,608 lakhs (March 31, 2022 - ₹ 27,608 lakhs) to finance working capital requirements. The limit of ₹ Nil lakhs (March 31, 2022- ₹ Nil lakhs) were utilised as on March 31, 2023
- ii) The above cash flow statement has been prepared under the "Indirect Method" as set out in the Ind AS-7 on "Statement of Cash Flows"
- iii) * Denotes amounts less than ₹ 1 lakh

Significant Accounting Policies

2

The accompanying Notes are an integral part of the Standalone Financial Statements 1 to 66

As per our report of even date

For and on behalf of
G. D. Apte & Co.

Chartered Accountants
Firm Registration No: 100515W

For and on behalf of the Board of Directors

Chetan Sapre
Partner
Membership No : 116952

Shashikant Nayak
Company Secretary
FCS 7061

Vinay E Purohit
Chief Financial Officer

Prasoon
Director
DIN 03599426

Place : Mumbai
Date : May 12, 2023

Ashok Kumar Motwani
Director
DIN No: 00088225

Animesh Chauhan
Director
DIN 02060457

Notes to Financial Statements

For the year ended March 31, 2023

These notes form an integral part of and should be read in conjunction with the accompanying financial statements.

1. CORPORATE INFORMATION

Stock Holding Corporation of India Ltd. (StockHolding or Company) having CIN: U67190MH1986GOI040506 was promoted by the public financial institutions and incorporated as a limited company on July 28, 1986. It's registered office and principal place of business is 301, Centre Point, Dr.Babasaheb Ambedkar Road, Parel, Mumbai, India.

The financial statements of the Company have been prepared in accordance with Ind-AS as issued by the Ministry of Corporate Affairs (MCA).

StockHolding provides custodial and depository participant services, E-Stamping, professional clearing member services and other services. It provides services to institutional investors, banks, mutual funds and retail investors. StockHolding also acts as a central record keeping agency for collection and payment of non-judicial stamp duty in various states of India.

The standalone financial statements are approved by the Company's Board of Directors on May 12, 2023.

2. SIGNIFICANT ACCOUNTING POLICIES

2.1. Basis of Preparation

These standalone financial statements comply in all material aspects with Indian Accounting Standards (Ind AS) notified under Section 133 of the Companies Act, 2013 ('the Act') read with Rule 3 of the Companies (Indian Accounting Standards) Rules, 2015 and relevant amendment rules issued thereafter.

The financial statements are prepared using the historical cost convention on accrual basis except for certain assets and liabilities where fair value model has been used, for eg.

- i) Derivative financial instruments
- ii) Certain financial assets and liabilities measured at fair value (Refer Note No- 35)

Accordingly, the Company has prepared financial statements which comply with Ind-AS applicable for the year ended on March 31, 2023 together with comparative data for the year ended on March 31, 2022 as described in the summary of significant accounting policies.

The financial statements are presented in Indian National Rupees (INR), which is also the functional currency for the

company and all values are rounded to the nearest lakhs, except when otherwise indicated.

2.2. Foreign Currency Translation

Functional and Presentation Currency

The financial statements are presented in INR, which is also the functional currency for the Company.

Foreign Currency transactions and Balances

- i) Transactions denominated in foreign currency are normally recorded at the exchange rate prevailing at the date of transaction
- ii) Any income or expenses on account of exchange difference either on settlement or on translation is recognised in the Statement of Profit and Loss
- iii) Monetary items denominated in foreign currencies as at the balance sheet date are restated at the balance sheet date rates
- iv) Non-monetary items denominated in foreign currencies are carried at cost

2.3. Revenue

The Company recognises revenue from contracts with customers based on a five step model as set out in Ind-AS 115, Revenue from Contracts with Customers, to determine when to recognize revenue and at what amount. Revenue is measured based on the consideration specified in the contract with a customer. Revenue arises from the sale of goods and the rendering of services and Revenue towards satisfaction of a performance obligation is measured at the amount of transaction price (net of variable consideration) allocated to that performance obligation. The transaction price of goods sold and services rendered is excluding Goods and Services Tax and reduced by various discounts allowed/schemes offered by the Company as a part of the contract.

The Company applies the five-step approach for recognition of revenue:

1. Identification of contract(s) with customers;
2. Identification of the separate performance obligations in the contract;
3. Determination of transaction price;
4. Allocation of transaction price to the separate performance obligations; and
5. Recognition of revenue when (or as) each performance obligation is satisfied

The Company applies the revenue recognition criteria set out below to each separately identifiable component

Notes to Financial Statements

For the year ended March 31, 2023

of the sales transaction. The consideration received from these multiple-component transactions is allocated to each separately identifiable component in proportion to its relative transaction price.

(a) Sale of Goods

Revenue from sale of goods is recognized on transfer of all significant risks and rewards of ownership to the buyer (net of Goods and Services Tax, sales returns and trade discount).

(b) Rendering of Services

Custodial fees are accrued monthly on the basis of daily / weekly average holdings in custody or the net asset value of holding/assets under management in the electronic segment.

Service charges received are recognised as income on completion of post-trading operations. A post trading operation is treated as complete on settlement under the electronic segment and on lodgement/delivery of securities under the paper segment.

Annual maintenance charges received from beneficiary account holders / clearing members for depository services are amortised on time proportion basis over the period of contract.

Commission and brokerage income recognised on accrual basis.

Commission income on initial public offer (IPO), follow on public offer (FPO) and interest on delayed payment are being booked on receipt basis.

(c) Interest and Dividends

Interest income, for all financial instruments measured at amortised cost, interest income is recorded using the effective interest rate (EIR). EIR is the rate that exactly discounts the estimated future cash payments or receipts over the expected life of the financial instrument or a shorter period, where appropriate to the net carrying amount of the financial asset. Interest income is included in other income in the statement of profit and loss.

Dividend income is recognised when the right to receive dividend is established.

(d) Lease Income

Rental income arising from operating leases on investment properties is accounted for on a straight-line basis over the lease terms and is included in revenue in the statement of profit and loss due to

its operating nature unless another systematic basis is more representative of the time pattern of the user's benefit.

2.4. Property, Plant and Equipment

Items of Property, Plant and Equipment (PP&E) are stated at cost of acquisition less accumulated depreciation and accumulated impairment, if any. Subsequent costs are included in the asset's carrying amount or recognised as a separate asset, as appropriate, only when it is probable that future economic benefits associated with the item will flow to the Company and the cost of the item can be measured reliably.

Depreciation on PP&E is charged under the straight line method over the useful life of the assets as specified in Schedule II to the Companies Act, 2013 except for the below tabulated class of assets:

Asset Class	Useful Life adopted	Useful Life as per Companies Act, 2013
Computer servers and networks	4 years	6 years
Office Equipment – Mobiles	2 years	5 years
Vehicles	3 years	8 years
Building – Other than Mahape Building	58 years	60 years
StockHolding Mahape Building	63 years	60 years

The Company, based on technical assessment made by technical expert and management estimate, depreciates the assets over estimated useful lives.

The leasehold land will be depreciated over the period of lease.

An item of PP&E and any significant part initially recognised is derecognised upon disposal or when no future economic benefits are expected from its use or disposal. Any gain or loss arising on de-recognition of the asset (calculated as the difference between the net disposal proceeds and the carrying amount of the asset) is included in profit or loss when the asset is derecognised.

The residual values, useful lives and methods of depreciation of Property, Plant and Equipment are reviewed at each financial year end and adjusted prospectively, if appropriate.

Depreciation is charged from the month an asset is put to use in case of addition and upto the previous month in case of sale/disposal.

Notes to Financial Statements

For the year ended March 31, 2023

Assets costing less than or equal to ₹5,000/- individually are depreciated fully in the year in which such asset is purchased.

In case of addition to the existing asset, where new asset purchased can be used only along with the existing asset, the depreciation will be calculated by taking into account the balance useful life of the existing asset from the month of acquisition of the new asset.

Capital Work-in-Progress

All directly attributable expenditure, including interest cost during the asset construction period, which are necessary to bringing the asset to the location and condition necessary for it to be capable of operating in the manner intended by management as at the balance sheet date are accumulated and presented as Capital Work-In-Progress. Assets under construction are not depreciated.

2.5. Intangible Assets

(a) Initial Recognition of Other Intangible Assets

Intangible assets acquired separately are measured on initial recognition at cost.

Computer software which forms an integral part of the related hardware is capitalised along with the hardware as fixed asset. Software which are not an integral part of computer hardware and from which future economic benefits are expected are treated as intangible assets.

Software developed internally is recognised as an asset at cost when significant economic benefits are expected to accrue in future. Cost comprises all expenditure that can be directly attributed for creation, production and making the software ready for its intended use and excludes any tax for which input credit is taken.

(b) Subsequent Measurement

All finite-lived intangible assets, are accounted for using the cost model whereby capitalised costs are amortised on a straight-line basis over their estimated useful lives. Residual values and useful lives are reviewed at each reporting date. In addition, they are subject to impairment testing. The following useful lives are applied:

Asset	Useful life
Software	3 years

Amortisation has been included within 'depreciation and amortisation expense'.

Subsequent expenditures on the maintenance of intangible assets are expensed as incurred.

When an intangible asset is disposed off, the gain or loss on disposal is determined as the difference between the proceeds and the carrying amount of the asset, and is recognised in profit or loss within other income or other expenses.

2.6. Lease Assets

A right-of-use asset representing the right to use the underlying asset and a lease liability representing the obligation to make lease payments is recognized for all leases over 1 year on initial recognition basis. Discounted committed & expected future cash flows and depreciation on the asset portion on straight-line basis & interest on liability portion (net of lease payments) on EIR basis is recognised over the expected lease term. No right-of-use asset is created for short term leases (i.e. lease term less than 1 year) and leases of low value items (i.e. lease of asset with original cost of less than ₹1 lakh)

2.7. Leases

Company as a Lessee

Finance Leases

Management applies judgment in considering the substance of a lease agreement and whether it transfers substantially all the risks and rewards incidental to ownership of the leased asset. Key factors considered include the length of the lease term in relation to the economic life of the asset, the present value of the minimum lease payments in relation to the asset's fair value, and whether the Company obtains ownership of the asset at the end of the lease term.

The interest element of lease payments is charged to profit or loss, as finance costs over the period of the lease.

Operating Leases

Operating lease payments are recognized as an expense in the statement of profit and loss on a straight line basis over the lease term except where another systematic basis is more representative of time pattern in which economic benefits from the leased assets are consumed.

Company as a Lessor

Leases in which the Company does not transfer substantially all the risks and rewards of ownership of an asset are classified as operating leases. Initial direct costs incurred in negotiating and arranging an operating lease are added to the carrying amount of the leased asset and recognised over the lease term on the same basis as rental income. Contingent rents are recognised as revenue in the period in which they are earned.

Notes to Financial Statements

For the year ended March 31, 2023

The company has adopted Ind-AS 116 "Leases" and applied to lease contracts existing on April 01, 2019 by electing the Modified Retrospective option (Para 5 (b) of the Application guidance of this standard) and has taken the cumulative adjustment to retained earnings, on the date of initial application.

2.8. Impairment of Assets

The company reviews the carrying values of tangible and intangible assets for any possible impairment annually. An impairment loss is recognized in the statement of profit and loss when the carrying amount of an asset exceeds its recoverable amount. The recoverable amount is the higher of the assets net of selling price or value in use. In assessing the value in use, the estimated future cash flows are discounted to their present value based on appropriate discount rate. If at the balance sheet date there is any indication that a previously assessed impaired loss no longer exists, then such loss is reversed and the asset is restated to that extent.

For impairment assessment purposes, assets are grouped at the lowest levels for which there are largely independent cash inflows (cash-generating units). As a result, some assets are tested individually for impairment and some are tested at cash-generating unit level.

Cash-generating units (determined by the company's management as equivalent to its operating segments) are tested for impairment whenever events or changes in circumstances indicate that the carrying amount may not be recoverable.

An impairment loss is recognised for the amount by which the asset's (or cash-generating units) carrying amount exceeds its recoverable amount, which is the higher of fair value less costs of disposal and value-in-use. To determine the value-in-use, management estimates expected future cash flows from each cash-generating unit and determines a suitable discount rate in order to calculate the present value of those cash flows. Discount factors are determined individually for each cash-generating unit and reflect current market assessments of the time value of money and asset-specific risk factors.

2.9. Financial Instruments

Recognition, Initial Measurement and De-recognition

Financial assets and financial liabilities are recognised when the Company becomes a party to the contractual provisions of the financial instrument and are measured initially at fair value, except for trade receivables which are initially measured at transaction price. Transaction costs that are directly attributable to the acquisition or

issue of financial assets and financial liabilities which are not at fair value through profit or loss, are added to the fair value on initial recognition. Subsequent measurement of financial assets and financial liabilities is described below.

Financial assets are derecognised when the contractual rights to the cash flows from the financial asset expire, or when the financial asset and substantially all the risks and rewards are transferred. A financial liability is derecognised when it is extinguished, discharged, cancelled or expires.

Initial Recognition and Measurement

All financial assets are recognised initially at fair value except for trade receivable which are initially measured at transaction price. Financial assets not recorded at fair value through profit or loss are recognised at fair value plus transaction costs that are attributable to the acquisition of the financial asset.

Subsequent Measurement

For purposes of subsequent measurement, financial assets are classified in four categories:

- Debt instruments at amortised cost
- Debt instruments at fair value through other comprehensive income (FVOCI)
- Equity instruments measured at fair value through other comprehensive income (FVOCI)
- Derivatives and equity instruments at fair value through profit or loss (FVTPL)

Debt Instruments at Amortised Cost

A 'Debt Instrument' is measured at the amortised cost if both the following conditions are met:

- (a) The asset is held within a business model whose objective is to hold assets for collecting contractual cash flows, and
- (b) Contractual terms of the asset give rise on specified dates to cash flows that are solely payments of principal and interest (SPPI) on the principal amount outstanding.

This category is the most relevant to the Company and is generally applied to trade and other receivables. After initial measurement, such financial assets are subsequently measured at amortised cost using the effective interest rate (EIR) method. Amortised cost is calculated by taking into account any discount or premium on acquisition and fees or costs that are an integral part of the EIR. The EIR amortisation is included in finance income in the profit or loss. The losses arising from impairment are recognised in the profit or loss.

Notes to Financial Statements

For the year ended March 31, 2023

Debt Instrument at FVOCI

A 'Debt Instrument' is classified as at the FVOCI if both of the following criteria are met:

- (a) The objective of the business model is achieved both by collecting contractual cash flows and selling the financial assets, and
- (b) The asset's contractual cash flows represent SPPI.

Debt Instruments included within the FVOCI category are measured initially as well as at each reporting date at fair value. Fair value movements are recognized in the OCI. However, the Company recognizes interest income (recognised using the EIR method), impairment losses & reversals and foreign exchange gain or loss in the P&L. On de-recognition of the asset, cumulative gain or loss previously recognised in OCI is reclassified from the equity to P&L.

Equity Investments at FVOCI

The Company measures all equity investments at fair value. Where the Company's management has elected to present fair value gains and losses on equity investments in other comprehensive income, there is no subsequent reclassification of fair value gains and losses to profit or loss. Dividends from such investments are recognised in profit or loss as other income when the Company's right to receive payments is established. Impairment losses (and reversal of impairment losses) on equity investments measured at FVOCI are not reported separately from other changes in fair value.

Derivatives and Equity Investments at FVTPL

Changes in the fair value of Derivatives and Equity investments at fair value through profit or loss are recognised in other gain/ (losses) in the statement of profit and loss.

De-recognition

A financial asset is derecognised only when

- The Company has transferred the rights to receive cash flows from the financial asset or
- Retains the contractual rights to receive the cash flows of the financial asset, but assumes a contractual obligation to pay the cash flows to one or more recipients.

Where the Company has transferred an asset, the Company evaluates whether it has transferred substantially all risks and rewards of ownership of the financial asset. In such cases, the financial asset is derecognised. Where the Company has not transferred substantially all risks and

rewards of ownership of the financial asset, the financial asset is not derecognised.

Where the Company has neither transferred a financial asset nor retains substantially all risks and rewards of ownership of the financial asset, the financial asset is derecognised if the Company has not retained control of the financial asset. Where the Company retains control of the financial asset, the asset is continued to be recognised to the extent of continuing involvement in the financial asset.

Debt Instrument at FVTPL

FVTPL is a residual category for debt instruments. Any debt instrument, which does not meet the criteria for categorization as at amortized cost or as FVOCI, is classified as at FVTPL.

In addition, the Company may at initial recognition elect to classify a debt instrument, which otherwise meets amortized cost or FVOCI criteria, as at FVTPL, if doing so reduces or eliminates a measurement or recognition inconsistency (referred to as 'accounting mismatch').

Debt instruments included within the FVTPL category are measured at fair value with all changes recognized in the P&L.

Impairment of Financial Assets

The Company assess impairment based on Expected Credit Losses (ECL) model for the following:

- Financial assets measured at amortised cost
- Financial assets that are debt instruments measured at fair value through other comprehensive income (FVTOCI)

The Company follows 'simplified approach' for recognition of impairment loss allowance on:

- Trade receivables or contract revenue receivables; and
- All lease receivables

Under the simplified approach, the Company does not require to track changes in credit risk. Rather, it recognises impairment loss allowance based on life time ECLs at each reporting date, right from its initial recognition.

The Company uses a provision matrix to determine impairment loss allowance on the portfolio of trade receivables. The provision matrix is based on its historically observed default rates over the expected life of the trade receivable and is adjusted for forward looking estimates. At every reporting date, the historical observed default rates are updated and changes in the forward-looking estimates are analysed.

Notes to Financial Statements

For the year ended March 31, 2023

For recognition of impairment loss on other financial assets and risk exposure, the Company determines whether there has been a significant increase in the credit risk since initial recognition. If credit risk has not increased significantly, 12-months ECL is used to provide for impairment loss. However, if credit risk has increased significantly, life time ECL is used. If, in a subsequent period, credit quality of the instrument improves such that there is no longer a significant increase in credit risk since initial recognition, then the Company reverts to recognising impairment loss allowance based on 12-months ECL.

Lifetime ECL are the expected credit losses resulting from all possible default events over the expected life of a financial instrument. The 12-month ECL is a portion of the lifetime ECL which results from default events that are possible within 12 months after the reporting date.

ECL impairment loss allowance (or reversal) recognized during the period is recognized as income/ expense in the statement of profit and loss (P&L).

For assessing increase in credit risk and impairment loss, the Company combines financial instruments on the basis of shared credit risk characteristics with the objective of facilitating an analysis that is designed to enable significant increases in credit risk to be identified on a timely basis.

ECL is presented as a provision in the Balance Sheet, i.e. as a liability

Fair Value Measurement

Financial instruments, such as, derivatives, equity investments, etc. are measured at fair value at each balance sheet date.

Fair value is the price that would be received to sell an asset or paid to transfer a liability in an orderly transaction between market participants at the measurement date. The fair value measurement is based on the presumption that the transaction to sell the asset or transfer the liability takes place either:

- In the principal market for the asset or liability, or
- In the absence of a principal market, in the most advantageous market for the asset or liability

The principal or the most advantageous market must be accessible by the Company.

The fair value of an asset or a liability is measured using the assumptions that market participants would use when pricing the asset or liability, assuming that market participants act in their economic best interest.

A fair value measurement of a non-financial asset takes into account a market participant's ability to generate economic benefits by using the asset in its highest and best use or by selling it to another market participant that would use the asset in its highest and best use.

The Company uses valuation techniques that are appropriate in the circumstances and for which sufficient data are available to measure fair value, maximising the use of relevant observable inputs and minimising the use of unobservable inputs.

All assets and liabilities for which fair value is measured or disclosed in the financial statements are categorised within the fair value hierarchy, described as follows, based on the lowest level input that is significant to the fair value measurement as a whole:

- Level 1 — Quoted (unadjusted) market prices in active markets for identical assets or liabilities
- Level 2 — Valuation techniques for which the lowest level input that is significant to the fair value measurement is directly or indirectly observable
- Level 3 — Valuation techniques for which the lowest level input that is significant to the fair value measurement is unobservable

For assets and liabilities that are recognised in the financial statements on a recurring basis, the Company determines whether transfers have occurred between levels in the hierarchy by re-assessing categorisation (based on the lowest level input that is significant to the fair value measurement as a whole) at the end of each reporting period.

For the purpose of fair value disclosures, the Company has determined classes of assets and liabilities on the basis of the nature, characteristics and risks of the asset or liability and the level of the fair value hierarchy as explained above.

2.10. Equity investments in subsidiaries, JVs and associates

Investments in subsidiaries, joint ventures and associates are accounted for at cost in the financial statements and the same are tested for impairment in case of any indication of impairment.

Financial Liabilities

Initial Recognition and Measurement

Financial liabilities are classified, at initial recognition, as financial liabilities at fair value through profit or loss or at amortised cost.

Notes to Financial Statements

For the year ended March 31, 2023

All financial liabilities are recognised initially at fair value and, in the case of loans and borrowings and payables, net of directly attributable transaction costs.

The Company's financial liabilities include trade and other payables, loans and borrowings including bank overdrafts, financial guarantee contracts and derivative financial instruments.

Subsequent Measurement

The measurement of financial liabilities depends on their classification, as described below:

Financial Liabilities at Fair Value through Profit or Loss

Financial liabilities at fair value through profit or loss include financial liabilities held for trading and financial liabilities designated upon initial recognition as at fair value through profit or loss. The Company has classified derivative financial instruments and guarantees as fair value through profit or loss.

Gains or losses on such liabilities are recognised in the profit or loss. All interest-related charges and, if applicable, changes in an instrument's fair value that are reported in profit or loss are included within finance costs or finance income.

Offsetting of Financial Instruments

Financial Assets and Financial Liabilities are offset and the net amount is reported in the Balance Sheet if there is a currently enforceable legal right to offset the recognised amounts and there is an intention to settle on a net basis, to realise the assets and settle the liabilities simultaneously.

Derivative Instrument- Initial recognition / subsequent measurement

The Company uses derivative financial instruments, such as forward currency contracts, interest rate swaps and forward commodity contracts, to hedge its foreign currency risks, interest rate risks and commodity price risks, respectively. Such derivative financial instruments are initially recognised at fair value on the date on which a derivative contract is entered into and are subsequently re-measured at fair value. Derivatives are carried as financial assets when the fair value is positive and as financial liabilities when the fair value is negative.

Loans and Borrowings

After initial recognition, interest-bearing loans and borrowings are subsequently measured at amortised cost using the Effective Interest Rate ('EIR') method.

Amortised cost is calculated by taking into account any discount or premium on acquisition and fees or costs that are an integral part of the EIR. The EIR amortisation is included as finance costs in the statement of profit and loss.

This category generally applies to interest-bearing loans and borrowings.

Financial Guarantee Contracts

Financial guarantee contracts issued by the Company are those contracts that require a payment to be made to reimburse the holder for a loss it incurs because the specified debtor fails to make a payment when due in accordance with the terms of a debt instrument. Financial guarantee contracts are recognised initially as a liability at fair value, adjusted for transaction costs that are directly attributable to the issuance of the guarantee. Subsequently, the liability is measured at the higher of the amount of loss allowance determined as per impairment requirements of Ind-AS 109 and the amount recognised less cumulative amortisation.

De-recognition

A financial liability is derecognised when the obligation under the liability is discharged or cancelled or expires. When an existing financial liability is replaced by another from the same lender on substantially different terms, or the terms of an existing liability are substantially modified, such an exchange or modification is treated as the de-recognition of the original liability and the recognition of a new liability. The difference in the respective carrying amounts is recognised in the statement of profit or loss.

2.11. Income Taxes

Tax on income for the current period is determined on the basis of estimated tax income and tax credit computed in accordance with the provision of relevant tax laws and on the expected outcomes of assessments/appeals.

Current income tax relating to items recognised directly in equity, shall be recognised in equity and not in the statement of profit and loss. Management periodically evaluates position taken in tax returns with respect to situation in which applicable tax regulations are subject to interpretation and establishes provisions where appropriate.

Tax expense for the Year, comprising current tax and deferred tax, are included in the determination of the net profit or loss for the Year. Provision for current income tax is made on the basis of the assessable income under the Income tax Act, 1961.

Tax expense recognised in profit or loss comprises the sum of deferred tax and current tax not recognised in other comprehensive income or directly in equity.

Notes to Financial Statements

For the year ended March 31, 2023

Calculation of current tax is based on tax rates and tax laws that have been enacted or substantively enacted by the end of the reporting period. Deferred income taxes are calculated using the liability method.

Deferred Tax

Deferred tax assets are recognised to the extent that it is probable that the underlying tax loss or deductible temporary difference will be utilised against future taxable income. This is assessed based on the Company's forecast of future operating results, adjusted for significant non-taxable income and expenses and specific limits on the use of any unused tax loss or credit.

Deferred tax liabilities are generally recognised in full, although Ind-AS 12 'Income Taxes' specifies limited exemptions. As a result of these exemptions the Company does not recognise deferred tax on temporary differences relating to its investments in subsidiaries.

The carrying amount of deferred tax assets is reviewed at each reporting date and reduced to the extent that it is no longer probable that sufficient taxable profit will be available to allow all or part of the deferred tax asset to be utilised. Unrecognised deferred tax assets are re-assessed at each reporting date and are recognised to the extent that it has become probable that future taxable profits will allow the deferred tax asset to be recovered.

Deferred tax relating to items recognised outside profit or loss is recognised outside profit or loss (either in other comprehensive income or in equity).

Deferred tax assets and deferred tax liabilities are offset if a legally enforceable right exists to set off current tax assets against current tax liabilities and the deferred taxes relate to the same taxable entity and the same taxation authority.

2.12. Inventories

Inventories are carried in financial statements lower, cost or net realisable value.

2.13. Cash and Cash Equivalents

Cash and cash equivalents includes balance with banks, deposit accounts with less than three months maturity, cash & cheques in hand, short term highly liquid investments and money lent on collateralised lending & borrowing obligation transactions.

2.14. Post-employment Benefits and Short-term Employee Benefits

Post-employment Benefit Plans

The Company provides post-employment benefits through various defined contribution and defined benefit plans.

Other Long Term Benefits

Obligations on other long term employee benefits viz leave encashment are provided using the projected unit credit method of actuarial valuation made at the end of the year.

Defined Contribution Plans

Employee Benefits in the form of Provident Fund and Superannuation Fund are considered as defined contribution plans and the contributions are charged to the Statement of Profit and Loss of the Year when the respective contributions are due.

Defined Benefit Plans

Retirement Benefit in the form of gratuity is considered as defined benefit obligation (DBO) and is provided for on the basis of an actuarial valuation using the projected unit credit method, as at the date of the balance sheet. Actuarial gain or losses if any are immediately recognised in the statement of Profit & Loss.

Management estimates the DBO annually with the assistance of independent actuaries. This is based on standard rates of inflation, salary growth rate and mortality. Discount factors are determined close to each year-end by reference to government or high quality corporate bonds that are denominated in the currency in which the benefits will be paid and that have terms to maturity approximating the terms of the related pension liability.

Service cost on the Company's defined benefit plan is included in employee benefits expense. Employee contributions, all of which are independent of the number of years of service, are treated as a reduction of service cost. Net interest expense on the net defined benefit liability is included in finance costs. Gains and losses resulting from re-measurements of the net defined benefit liability are included in other comprehensive income.

Short-term Employee Benefits

Short-term employee benefits, including holiday entitlement, are current liabilities included in pension and other employee obligations, measured at the undiscounted amount that the Company expects to pay as a result of the unused entitlement.

2.15. Provisions

Provisions are recognised when the Company has a present obligation (legal or constructive) as a result of past event, it is probable that an outflow of resources

Notes to Financial Statements

For the year ended March 31, 2023

embodying economic benefits will be required to settle the obligation and as realisable estimate can be made of the amount of the obligation. The expense relating to a provision is presented in the statement of profit and loss net of any reimbursement.

If the effect of the time value of money is material, provisions are discounted using a current pre-tax rate that reflects, when appropriate, the risks specific to the liability. When discounting is used, the increase in the provision due to passage of time is recognised as a finance cost.

2.16. Contingent Liabilities and Commitments

Contingent liability is a possible obligation that arises from past events and whose existence will be confirmed only by the occurrence or non-occurrence of one or more uncertain future events not wholly within the control of the company or a present obligation that arises from past events. Contingent liability is not recognised as it is not probable that an outflow of resources embodying economic benefits will be required to settle the obligation or the amount of the obligation cannot be measured reliably. Contingent Liabilities are not recognised but are disclosed in the financial statements. Commitment includes amount of purchase order (net off advances) issued to parties for computation of assets.

Show-cause Notices issued by various Government Authorities are not considered as Obligation. When the demand notices are raised against such show cause notices and are disputed by the Company, these are classified as disputed obligation

2.17. Contingent Assets

A contingent asset is a possible asset that arises from past events and whose existence will be confirmed only by the occurrence or non-occurrence of one or more uncertain future events not wholly within the control of the company. A contingent asset is not recognised however disclosed in the financial statements.

2.18. Earnings Per Share

Basic earnings per share is calculated by dividing the net profit or loss for the period/year attributable to equity shareholders by the weighted average number of equity shares outstanding during the period/year. For the purpose of calculating diluted earnings per share, the net profit or loss for the period/year attributable to equity shareholders and the weighted average number of shares outstanding during the period/year is adjusted for the

effects of all dilutive potential equity shares, except where the results are anti-dilutive.

3. SIGNIFICANT ACCOUNTING ESTIMATES AND ASSUMPTIONS

When preparing the financial statements, management makes a number of judgements, estimates and assumptions about the recognition and measurement of assets, liabilities, income and expenses. Uncertainty about these assumptions and estimates could result in outcomes that require a material adjustment to the carrying amount of assets or liabilities affected in future periods.

The following are significant management estimates in applying the accounting policies of the Company that have the most significant effect on the financial statements.

Recognition of Deferred Tax Assets

The extent to which deferred tax assets can be recognised is based on an assessment of the probability that future taxable income will be available against which the deductible temporary differences and tax loss carry-forwards can be utilised. In addition, significant judgement is required in assessing the impact of any legal or economic limits or uncertainties in various tax jurisdictions. (Refer Note No - 22)

Useful lives of Depreciable Assets

Management reviews its estimate of the useful lives of depreciable assets at each reporting date, based on the expected utility of the assets. Uncertainties in these estimates relate to technological obsolescence that may change the utility of certain software and IT equipment. (Refer Note No – 2.4)

Impairment of Non-financial Assets

The company assess annually at the Financial Year end whether there is an indication that an asset maybe impaired. If any indication exists, or when annual impairment testing is required, the Company estimates the asset's recoverable amount. An asset's recoverable amount is the higher of an asset's or CGU's (Cash Generating Unit) fair value less costs of disposal or its value in use. It is determined for an individual asset, unless the assets does not generate cash inflows that are largely independent of those from other assets or group of assets. Where the carrying amount of an asset or CGU exceeds its recoverable amount, the asset is considered impaired and is written down to its recoverable value.

Notes to Financial Statements

For the year ended March 31, 2023

In assessing value in use, the estimated future cash flow is discounted to their present value using a pre-tax discount rate that reflects current market assessments of the time value of money and the risks specific to the asset. In determining fair value less cost of disposal, recent market transactions are taken into account. If no such transactions can be identified, an appropriate valuation model is used. These calculations are corroborated by valuation multiples or other available fair value indicators.

Defined Benefit Obligation (DBO)

Management's estimate of the DBO is based on a number of critical underlying assumptions such as standard rates of inflation, mortality, discount rate and anticipation of future salary increases. Variation in these assumptions

may significantly impact the DBO amount and the annual defined benefit expenses. (Refer Note - 42)

Fair Value Measurement

Management uses valuation techniques to determine the fair value of financial instruments (where active market quotes are not available) and non-financial assets. This involves developing estimates and assumptions consistent with how market participants would price the instrument. Management bases its assumptions on observable data as far as possible but this is not always available. In that case management uses the best information available. Estimated fair values may vary from the actual prices that would be achieved in an arm's length transaction at the reporting date (Refer Note No - 34).

Notes to Financial Statements

For the year ended March 31, 2023

4 PROPERTY, PLANT AND EQUIPMENT

Following are the changes in the carrying value of Property, Plant and Equipment for the year ended March 31, 2023 :

(₹ in Lakhs)								
Particulars	Leasehold Land	Buildings*	Plant and Equipments	Computers	Furniture and Fixtures	Office Equipment	Vehicles	Total
Gross carrying value as at April 01, 2022	128	9,649	2,527	4,950	1,421	880	524	20,079
Additions	-	1,309	156	1,222	46	132	-	2,865
Deletions	-	-	26	132	7	32	72	269
Gross carrying value as at March 31, 2023	128	10,958	2,657	6,040	1,460	980	452	22,675
Accumulated depreciation as at April 01, 2022	12	1,250	1,790	3,922	1,193	720	341	9,228
Depreciation	2	174	112	872	46	95	79	1,380
Accumulated depreciation on deletions	-	-	19	131	6	29	71	256
Accumulated depreciation as at March 31, 2023	14	1,424	1,883	4,663	1,233	786	349	10,352
Carrying Value as at March 31, 2023	114	9,534	774	1,377	227	194	103	12,323
Carrying Value as at March 31, 2022	116	8,399	737	1,028	228	160	183	10,851
Capital Work-in-Progress (Refer Note 64(d) for Ageing)								
Opening Balance as at April 01, 2022								1,151
Additions								897
Deletions								1,499
Closing Balance as at March 31, 2023								549
Closing Balance as at March 31, 2022								1,151

Notes:

- *Buildings includes ₹510/- being the cost of 8 shares held in a Co-op Housing society.
- There are no adjustments to Gross block on account of foreign exchange fluctuations or borrowing costs
- Since the premises given on lease is a small portion of the Company's office building, separate carrying amount and accumulated depreciation of the premises given on lease is not available.

Notes to Financial Statements

For the year ended March 31, 2023

5 OTHER INTANGIBLE ASSETS

The changes in the carrying value of Intangible Assets for the year ended March 31, 2023 are as follows:

Particulars	(₹ in Lakhs)
	Computer Software
Gross carrying value as at April 01, 2022	1,508
Additions	98
Deletions	-
Gross carrying value as at March 31, 2023	1,606
Accumulated depreciation as at April 01, 2022	1,101
Depreciation	198
Accumulated depreciation on deletions	-
Accumulated depreciation as at March 31, 2023	1,299
Carrying Value as at March 31, 2023	307
Carrying Value as at March 31, 2022	407
Intangible Assets under Development (Refer Note 64 (e) for Ageing)	
Opening Balance as at April 01, 2022	25
Additions	23
Deletions	25
Closing Balance as at March 31, 2023	23
Carrying Value as at March 31, 2022	25

6 RIGHT OF USE ASSETS

Following are the changes in the carrying value of Right of Use Assets for the year ended March 31, 2023:

Particulars	(₹ in Lakhs)
	Right of Use Assets-Building
Gross carrying value as at April 01, 2022	5,930
Additions	1,632
Deletions	117
Gross carrying value as at March 31, 2023	7,445
Accumulated depreciation as at April 01, 2022	3,187
Depreciation	1,148
Accumulated depreciation on deletions	63
Accumulated depreciation as at March 31, 2023	4,272
Carrying Value as at March 31, 2023	3,173
Carrying Value as at March 31, 2022	2,743

Notes to Financial Statements

For the year ended March 31, 2023

7 NON- CURRENT INVESTMENTS

Particulars	Maturity Date	Face Value (₹)	(₹ in Lakhs)	
			As at March 31, 2023	As at March 31, 2022
Equity Shares (Trade - Fully paid-up)				
Investment in Subsidiary Companies - Unquoted				
5,57,50,000 (March 31, 2022 - 5,57,50,000)		10	6,860	6,860
StockHolding Document Management Services Ltd. ^				
60,89,703 (March 31, 2022 - 60,89,703)		10	1,713	1,713
StockHolding Services Ltd. ***** ^^				
2,00,00,000 (March 31, 2022 - 1,80,00,000)		10	2,000	1,800
StockHolding Securities IFSC Limited				
			10,573	10,373
Other Companies - Unquoted				
2,20,00,000 (March 31, 2022 - 2,20,00,000)		1	6,40,596	4,72,366
National Stock Exchange of India Ltd.				
2,35,03,474 (March 31, 2022 - 2,35,03,474)		1	235	235
India International Exchange IFSC Ltd				
1,33,49,968 (March 31, 2022 - 1,33,49,968)		1	133	133
India International Clearing Corporation IFSC Ltd				
			6,40,964	4,72,734
Fully Convertible Debentures				
Subsidiary Companies - Unquoted				
- (March 31, 2022 - 2,50,000) 8.55%	31-Jul-23	1,000	-	2,500
StockHolding Document Management Services Ltd.				
Fully Paid				
Equity Shares (Fully paid-up)				
Quoted				
1,30,500 (March 31, 2022 - 1,30,500)		2	562	1,232
BSE Ltd.				
			562	1,232
Government Securities				
Quoted				
10,00,000 (March 31, 2022 - 10,00,000)	07-Oct-29	100	1,065	1,070
6.45% GOVT STOCK 2029 #				
10,00,000 (March 31, 2022 - 10,00,000)	26-Dec-29	100	1,059	1,064
6.79% GOVT STOCK 2029 #				
5,00,000 (March 31, 2022 - Nil)	15-Nov-26	100	490	-
5.74% GOVT STOCK 2026**				
5,00,000 (March 31, 2022 - Nil)	17-Jan-32	100	488	-
6.54% GOVT STOCK 2032**				
			3,102	2,134
Tax Free Secured Redeemable Non Convertible Bonds				
Quoted				
- (March 31, 2022 - 50,000) 8.01% Rural	26-Sep-23	1,000	-	513
Electrification Corporation Ltd.2023				
- (March 31, 2022 - 50,000) 8.14% Housing	25-Oct-23	1,000	-	518
and Urban Development Corporation Ltd 2023 ***				
- (March 31, 2022 - 16,105) 8.18% NHPC	02-Nov-23	1,000	-	174
Limited 2023				
- (March 31, 2022 - 15,832) 8.41% NTPC	16-Dec-23	1,000	-	162
Limited 2023				
- (March 31, 2022 - 6,384) 8.25% National	24-Mar-24	5,000	-	320
Housing Bank 2024				
- (March 31, 2022 - 250) 8.39% IFCI Ltd 2024	31-Mar-24	10,00,000	-	2,500

Notes to Financial Statements

For the year ended March 31, 2023

Particulars	Maturity Date	Face Value (₹)	(₹ in Lakhs)	
			As at March 31, 2023	As at March 31, 2022
- (March 31, 2022 - 32,389) 8.18% Power Finance Corporation Ltd 2023 ***	16-Nov-23	1,000	-	334
			-	4,521
Non Convertible Debenture				
Quoted				
1,975 (March 31, 2022 - 1,975) 8.49% NTPC Ltd 2025	25-Mar-25	12.5	*	*
			*	*
Mutual Funds				
Quoted				
44,910 (March 31, 2022 - 44,910) Nippon India Mutual Fund ETF Gold BeES		100	23	20
			23	20
Unquoted				
- (March 31, 2022 - 1262.674) Franklin Low Duration Fund -Direct		11	-	1
55,122.77 (March 31, 2022 - 73864.566) Seggregated Portfolio Franklin Low Duration Fund (10.90% of Vodafone Idea Ltd 02Sep2023)		-	*	*
4,06,069.32 (March 31, 2022 - 4,06,069.318) Aditya Birla SunLife Floating Rate Fund- Growth Direct Plan		10	1,217	1,151
16,800.10 (March 31, 2022 Nil) UTI Nifty 50 Index Fund -Direct- Plan Growth		10	20	-
95,96,725.46 (March 31, 2022 Nil) SBI CRISIL IBX Gilt Index-April 2029 Fund-Direct- Plan Growth		10	1,000	-
			2,237	1,152
TOTAL			6,57,461	4,94,666
Aggregate amount of quoted investments			3,687	7,907
Market value of quoted investments			3,477	8,003
Aggregate amount of unquoted investments			6,53,774	4,86,759

* Denotes amount less than ₹ 1 lakh

** Security deposited as margin with CCIL

*** Securities pledged as Margin with State Bank of India for availing Cash Credit Facility

**** pursuant to the Mumbai High Court Order dated October 3, 2011 and the Memorandum of Understanding executed between the parties, 3,30,000 equity shares of StockHolding Services Ltd are transferred in favour of Stock Holding Corporation of India Ltd. and the physical share certificates for the same are handed over to Central Bureau of investigation (CBI). Currently, these share certificates are in their custody.

^ Includes an amount of ₹160 Lakhs as deemed investment in subsidiary towards capital contribution on account of Ind-AS adjustment on ICD and NCD issued by StockHolding Document Management Services Limited

^^ Includes an amount of ₹175 Lakhs as deemed investment in subsidiary towards capital contribution on account of Ind-AS adjustment of bank charges on guarantee and Preference shares issued by StockHolding Services Limited

Securities placed as collaterals with CCIL to facilitate borrowings against under the TREPS/CROMS segment of CCIL. Aggregate amounts borrowed under TREPS/ CROMS including Accrued interest as at March 31, 2023 is ₹ 41.75 Lakhs (March 31, 2022 ₹ Nil Lakhs). Borrowings were squarred off and Securities received back on April 3, 2023.

Notes to Financial Statements

For the year ended March 31, 2023

Financial Assets

8 NON-CURRENT LOANS

Particulars	(₹ in Lakhs)	
	As at March 31, 2023	As at March 31, 2022
Staff loans - considered good	47	54
	47	54

9 OTHER NON-CURRENT FINANCIAL ASSETS

Particulars	(₹ in Lakhs)	
	As at March 31, 2023	As at March 31, 2022
Long Term deposits with banks with maturity period more than 12 months *	11,254	17,691
Security and other deposits - considered good (Refer Note 40)	7,883	7,445
	19,137	25,136

* Of the Total Fixed Deposits, fixed deposits with banks aggregating to ₹4,223 lakhs (As at March 31, 2022 - ₹2,599 lakhs) against which lien has been marked by the banks as security for guarantees issued on behalf of the Company. It also includes fixed deposits with banks aggregating to ₹1,108 lakhs (As at March 31, 2022 - ₹7,908 lakhs) deposited with the Stock Exchanges as margin deposit. ₹Nil lakhs is lien with VAT authorities (As at March 31, 2022 - 3 Lakhs). Deposits of ₹597 lakhs (As at March 31, 2022- ₹597 lakhs) are held as segregated networth in compliance with the requirements of regulatory authority (IFSCA) and Stock Exchanges/ Clearing Corporations at GIFT IFSC, GIFT City.

10 NON-CURRENT TAX ASSETS (NET)

Particulars	(₹ in Lakhs)	
	As at March 31, 2023	As at March 31, 2022
Income Tax (Net) (net of provision for taxation ₹ 37,552 lakhs (March 31, 2022- ₹ 37,469 lakhs)	2,257	3,483
	2,257	3,483

11 OTHER NON-CURRENT ASSETS

Particulars	(₹ in Lakhs)	
	As at March 31, 2023	As at March 31, 2022
Capital Advances	4	45
Prepayments	146	123
	150	168

12 CURRENT INVESTMENTS

Particulars	Maturity Date	Face Value (₹)	(₹ in Lakhs)	
			As at March 31, 2023	As at March 31, 2022
Non-Convertible Debentures				
Subsidiary Companies - Unquoted				
- (March 31, 2022 - 50,000) 9.50% StockHolding Document Management Services Ltd.	31-Aug-22	1,000	-	497
			-	497
Fully Convertible Debentures				
Subsidiary Companies - Unquoted				
2,50,000 (March 31, 2022 - 2,50,000) 8.55% StockHolding Document Management Services Ltd.	31-Jul-23	1,000	2,500	-
			2,500	-

Notes to Financial Statements

For the year ended March 31, 2023

Particulars	Maturity Date	Face Value (₹)	(₹ in Lakhs)	
			As at March 31, 2023	As at March 31, 2022
Current portion of long-term investments				
Government Securities				
Quoted				
5,00,000 (March 31, 2022 - Nil) 182 DTB 25-MAY-2023 **	25-May-23	100	495	-
5,00,000 (March 31, 2022 - Nil) 364 DTB 23-NOV-2023 **	23-Nov-23	100	479	-
5,00,000 (March 31-2022 -Nil) 091 DTB 11-MAY-2023 **	11-May-23	100	496	-
5,00,000 (March 31-2022 -Nil) 364 DTB 08-FEB-2024 **	8-Feb-24	100	472	-
- (March 31, 2022 - 15,00,000) 8.15% GS 2022	11-Jun-22	100	-	1,554
			1,942	1,554
Current portion of long-term investments				
Tax Free Secured Redeemable Non Convertible				
Bonds				
50,000 (March 31, 2022 - 50,000) 8.01% Rural Electrification Corporation Ltd.2023	26-Sep-23	1,000	516	-
50,000 (March 31, 2022 - 50,000) 8.14% Housing and Urban Development Corporation Ltd 2023 ***	25-Oct-23	1,000	518	-
16,105 (March 31, 2022 - 16,105) 8.18% NHPC Limited 2023	2-Nov-23	1,000	174	-
15,832 (March 31, 2022 - 15,832) 8.41% NTPC Limited 2023	16-Dec-23	1,000	162	-
32,389 (March 31, 2022 - 32,389) 8.18% Power Finance Corporation Ltd 2023 ***	16-Nov-23	1,000	334	-
6,384 (March 31, 2022 - 6,384) 8.25% National Housing Bank 2024	24-Mar-24	5,000	320	-
250 (March 31, 2022 - 250) 8.39% IFCI Ltd 2024 ***	31-Mar-24	10,00,000	2,500	-
- (March 31, 2022 - 100) 7.21% Indian Railway Finance Corporation Ltd.2022	26-Nov-22	10,00,000	-	1,030
			4,524	1,030
Current Investments				
Mutual Funds Liquid Investment				
Unquoted				
3,024 (March 31,2022 - Nil) UTI - Liquid Cash Plan - Direct - Plan Growth	24-Jan-24	10	112	-
			112	-
			9,078	3,081
Aggregate amount of quoted investments			6,466	2,584
Market value of quoted investments			6,592	2,533
Aggregate amount of unquoted investments			2,612	497

** security deposited as margin with CCIL

*** security pledged as margin with State Bank of India for availing cash credit facility

13 TRADE RECEIVABLES

Particulars	(₹ in Lakhs)	
	As at March 31, 2023	As at March 31, 2022
Trade Receivables considered good - Unsecured* (Refer note 49 & 60(a))	13,084	7,695
Trade Receivables which have significant increase in Credit Risk	2,697	1,388
Unbilled Revenue	2,063	1,921
	17,844	11,004
Less: Allowance for Trade receivable which have significant increase in credit risk	(2,697)	(1,388)
	15,147	9,616
Less: Expected Credit Loss on Trade Receivables	(151)	(96)
	14,996	9,520

(For ageing analysis of trade receivable refer to note 60)

* Includes ₹364 lakhs trade receivable from subsidiaries (As at March 31, 2022- ₹69 Lakhs)

Notes to Financial Statements

For the year ended March 31, 2023

14 CASH AND CASH EQUIVALENTS

Particulars	(₹ in Lakhs)	
	As at March 31, 2023	As at March 31, 2022
Balances with banks - In current accounts	56,555	36,124
Balances with banks - In deposit accounts with original maturity less than 3 months	7,000	9,164
Cheques in hand	-	21
Cash in hand	395	305
Money lent in TREPS	-	8,500
	63,950	54,114

15 BANK BALANCES OTHER THAN CASH AND CASH EQUIVALENTS

Particulars	(₹ in Lakhs)	
	As at March 31, 2023	As at March 31, 2022
Bank deposit accounts (more than 3 months but less than 12 months maturity) *	52,285	35,997
Earmarked balances with banks	1	1
	52,286	35,998

* Other Bank Balances in deposit accounts includes fixed deposits with banks aggregating to ₹15,733 lakhs (As at March 31, 2022 - ₹6,233 lakhs) against which lien has been marked by the banks as security for guarantees issued on behalf of the Company. ₹10,807 lakhs (As on March 31, 2022 - ₹19,924 lakhs) has been kept as margins with Exchanges. ₹Nil lakhs is lien with VAT authorities (As at March 31, 2022 - ₹2 lakhs). ₹1,002 lakhs (As on March 31, 2022 - Nil) has been earmarked for bidding in IPO through ASBA. Deposits of ₹1,275 lakhs (As at March 31, 2022- ₹1,200 lakhs) are held as segregated networth in compliance with the requirements of regulatory authority (IFSCA) and Stock Exchanges/ Clearing Corporations at GIFT IFSC, GIFT City.

16 LOANS

(Unsecured and considered good, unless otherwise stated)

Particulars	(₹ in Lakhs)	
	As at March 31, 2023	As at March 31, 2022
Staff Loans considered good	82	77
	82	77

17 OTHER FINANCIAL ASSETS

Particulars	(₹ in Lakhs)	
	As at March 31, 2023	As at March 31, 2022
Security and other deposits - considered good -Current	117	85
Amounts Due on settlement from Clearing House (Refer Note 42)	14,307	19,429
Advance to SHCIL Employees Group Gratuity Fund (Refer Note 49)	-	25
Amounts Due on settlement from Clients and Brokers (Refer Note 42)	35,732	15,983
Amount receivable from payment gateway/ACC	2,194	2,760
Amounts receivable from government towards stamp duty payments	657	-
Amounts receivable from Reserve Bank of India towards Relief Bonds redemption	4	156
Accrued Interest from Subsidiary on FCD & NCD (Refer note 49)	137	161
Accrued Interest on bank deposits	2,009	933
Due from Subsidiaries/ Group Companies (Refer Note 49)		
- StockHolding Services Ltd	-	268
- StockHolding Document Management Services Ltd	1,333	1,532
- StockHolding Securities IFSC Limited	78	135
- IFCI Financial Services Ltd	21	-
	56,589	41,467

Notes to Financial Statements

For the year ended March 31, 2023

18 OTHER CURRENT ASSETS

Particulars	(₹ in Lakhs)	
	As at March 31, 2023	As at March 31, 2022
Advances Receivable in cash or in kind - Considered good*(Refer Note 49)	101	234
Advances Receivable in cash or in kind - Considered doubtful	1,033	957
Less: Provision for Advances	(1,033)	(957)
Prepayments	1,576	1,613
Goods and Services Tax Input Credit	716	482
	2,393	2,329

* Includes ₹Nil lakhs advance receivable from subsidiary (As at March 31, 2022- ₹ Nil Lakhs)

19 EQUITY SHARE CAPITAL

Particulars	(₹ in Lakhs)	
	As at March 31, 2023	As at March 31, 2022
Authorised Capital		
5,00,00,000 (March 31, 2022 - 5,00,00,000) Equity shares of ₹10/- each	5,000	5,000
Issued, Subscribed and Paid up capital		
2,10,54,400 (March 31, 2022 - 2,10,54,400) Equity shares of ₹10/- each fully paid up	2,105	2,105
	2,105	2,105

a) The number of shares outstanding at the period ended March 31, 2023 and March 31, 2022 are the same.

b) Terms/rights attached to equity shares

The company has only one class of equity shares having a par value of ₹ 10 per share. Each holder of equity shares is entitled to one vote per share. The dividend proposed by the Board of Directors is subject to the approval of the shareholders in the ensuing Annual General Meeting except in case of interim dividend. In the event of liquidation of the company, the holders of equity shares will be entitled to receive remaining assets of the company, after distribution of all preferential amounts. The distribution will be in proportion to the number of equity shares held by the shareholders.

c) Equity shares held by holding company

Particulars	(₹ in Lakhs)	
	As at March 31, 2023	As at March 31, 2022
Name of shareholder : IFCI Limited		
Number of shares held	1,11,30,000	1,11,30,000
Percentage of holding	52.86	52.86

d) Details of shareholders holding more than 5% of the aggregate shares in the company

Particulars	(₹ in Lakhs)	
	As at March 31, 2023	As at March 31, 2022
Name of shareholder : IFCI Limited		
Number of shares held	1,11,30,000	1,11,30,000
Percentage of holding	52.86	52.86
Name of shareholder : Administrator of the Specified Undertaking of the Unit Trust of India		
Number of shares held	35,70,000	35,70,000
Percentage of holding	16.96	16.96
Name of shareholder : Life Insurance Corporation of India Limited		
Number of shares held	31,50,000	31,50,000
Percentage of holding	14.97	14.97

Notes to Financial Statements

For the year ended March 31, 2023

e) Information regarding issue of shares in the last five years :

- The company has not issued any shares without payment being received in cash.
- The company has not issued any bonus shares.
- The company has not undertaken any buy-back of shares.

f) Shares held by promoters at the end of the period

S No	Promoter name	No. of shares as March 31, 2023	% of Total Shares	% Change during the quarter	No. of shares as at March 31, 2022	% of Total Shares	% Change during the previous year
1	IFCI Limited	1,11,30,000	52.86	-	1,11,30,000	52.86	-
2	Administrator of the Specified Undertaking of the Unit Trust of India	35,70,000	16.96	-	35,70,000	16.96	-
3	Life Insurance Corporation of India	31,50,000	14.97	-	31,50,000	14.97	-
4	General Insurance Corporation of India	6,30,000	2.99	-	6,30,000	2.99	-
5	New India Assurance Company Limited	6,30,000	2.99	-	6,30,000	2.99	-
6	United India Insurance Company Limited	6,30,000	2.99	-	6,30,000	2.99	-
7	The Oriental Insurance Company Limited	6,30,000	2.99	-	6,30,000	2.99	-
8	National Insurance Company Limited	6,30,000	2.99	-	6,30,000	2.99	-
9	Others	54,400	0.26	-	54,400	0.26	-
	Total	2,10,54,400	100.00		2,10,54,400	100.00	-

20 RIGHT OF USE LIABILITIES - NON CURRENT

Particulars	(₹ in Lakhs)	
	As at March 31, 2023	As at March 31, 2022
Right of Use Liabilities (Refer Note 46)	2,522	2,039
	2,522	2,039

21 LONG TERM PROVISIONS

Particulars	(₹ in Lakhs)	
	As at March 31, 2023	As at March 31, 2022
Provision for Employee Benefits		
- Compensated Absences	1,290	1,325
Provision for Claims (Refer Note 44)	2,446	2,446
	3,736	3,771

Notes to Financial Statements

For the year ended March 31, 2023

22 DEFERRED TAX LIABILITIES (NET)

The major components of deferred tax assets and liabilities arising on account of timing differences are as under :

Particulars	(₹ in Lakhs)	
	As at March 31, 2023	As at March 31, 2022
Deferred Tax Liabilities		
Fair value of investments	1,46,273	1,08,377
Property, Plant & Equipment & Intangible assets	757	701
	1,47,030	1,09,078
Deferred Tax Assets		
Provision for Doubtful debts/advances	977	614
Provision for Claims	616	616
Right of Use Assets/Right of Use Liabilities	95	40
Employee Benefits	380	356
	2,068	1,626
Net Deferred Tax Liabilities	1,44,962	1,07,452

23 OTHER NON-CURRENT LIABILITIES

Particulars	(₹ in Lakhs)	
	As at March 31, 2023	As at March 31, 2022
Advance Depository Participant Charges	35	34
Deposits from Customers	2,330	2,292
	2,365	2,326

Financial Liabilities Current

24 SECURED BORROWINGS

Particulars	(₹ in Lakhs)	
	As at March 31, 2023	As at March 31, 2022
TREPS & CROMS Borrowings*	4,175	-
	4,175	-

* - TREPS borrowings with predetermined maturities ranging between 1 to 7 days, are secured by pledge of Government securities having face value amounting to ₹2,373 lakhs with CCIL and Interest accrued for one day amounting to ₹ 0.43 lakhs. (As at March 31, 2022 is ₹ Nil Lakhs).

- CROMS borrowings with predetermined maturities ranging between 1 to 7 days are secured by pledge of Government securities having face value amounting to ₹ 1,813 lakhs with CCIL and Interest accrued for one day amounting to ₹ 0.34 lakhs. (As at March 31, 2022 is ₹ Nil Lakhs).

25 RIGHT OF USE LIABILITIES - CURRENT

Particulars	(₹ in Lakhs)	
	As at March 31, 2023	As at March 31, 2022
Right of Use Liabilities (Refer Note 46)	1,024	1,013
	1,024	1,013

26 TRADE PAYABLES

Particulars	(₹ in Lakhs)	
	As at March 31, 2023	As at March 31, 2022
Total outstanding dues of micro enterprises and small enterprises (Refer Note 41)	7	6
Total outstanding dues of creditors other than micro enterprises and small enterprises	3,009	3,076
(For ageing analysis of trade Payables refer to Note 61)	3,016	3,082

Notes to Financial Statements

For the year ended March 31, 2023

27 OTHER FINANCIAL LIABILITIES

Particulars	(₹ in Lakhs)	
	As at March 31, 2023	As at March 31, 2022
Unclaimed Dividend (Unclaimed amounts are transferred to the Investor Education and Protection Fund when due)	1	1
Unclaimed redemption proceeds and interest on Relief and Saving Bonds	3,000	1,967
Amount due on settlement to Clearing House (Refer Note 42)	24,684	650
Amount due on settlement to Clients and Brokers (Refer Note 42)	25,300	33,844
Amounts payable to State Governments on account of stamp duty collection	13,823	9,554
Amounts payable to Reserve Bank of India on account of distribution of Floating rate saving bonds	160	512
Amount payable to NPS Trust for subscription mobilised	1,646	1,143
Due to Subsidiary Company (Refer Note 49)		-
- StockHolding Services Limited	24	-
Creditors for capital expenses	743	376
Margin money from clients	8,604	16,440
Creditors for expenses	2,082	2,520
Other Liabilities		
- Employee Benefits payable	1,298	2,890
- Others	255	113
	81,620	70,010

28 OTHER CURRENT LIABILITIES

Particulars	(₹ in Lakhs)	
	As at March 31, 2023	As at March 31, 2022
Advance Depository Participant Charges - current	724	787
Advances and Deposits from customers	52,572	38,108
Statutory dues including provident fund and Taxes	2,262	1,292
	55,558	40,187

29 SHORT-TERM PROVISIONS

Particulars	(₹ in Lakhs)	
	As at March 31, 2023	As at March 31, 2022
Provision for Employee Benefits		
- Gratuity (Refer Note 43)	25	16
- Compensated Absences	196	75
	221	91

Notes to Financial Statements

For the year ended March 31, 2023

30 REVENUE FROM OPERATIONS

Particulars	(₹ in Lakhs)	
	Year ended March 31, 2023	Year ended March 31, 2022
Custodial Services	130	241
Depository Participant Services	8,354	12,833
Commission and brokerage	37,415	30,697
Derivatives clearing services	512	892
Document management income	2,558	919
Sale of goods	61	1,075
Other operating revenue	506	497
	49,536	47,154

31 OTHER INCOME

Particulars	(₹ in Lakhs)	
	Year ended March 31, 2023	Year ended March 31, 2022
Interest (Gross):		
- Govt. Securities & Bonds	671	665
- Deposits with Banks	3,821	2,658
- Others ^	1,158	887
- Interest on Income Tax Refund	90	-
Dividend on Long Term Investments ^^^	10,323	6,337
Profit / (Loss) on sale of Current Investments (net) measured at FVTPL	(25)	62
Profit / (Loss) on sale of Non-current Investments (net) measured at FVTPL	*	2
Profit on preclosure of ROU lease liabilities	13	3
Fair value gain on investments measured at FVTPL	69	47
Profit on sale of Fixed Assets (net)	24	-
Sundry balances written back	1,097	273
Insurance Claim received	76	1,419
Miscellaneous Income (Refer Note 49) ^^	559	447
	17,876	12,800

^ Includes ₹236 lakhs Interest income from subsidiaries (31 March, 2022 - ₹290 Lakhs)

^^ Includes ₹183 lakhs income from subsidiaries (31 March 2022 - ₹176 Lakhs)

^^^ Includes ₹ 1,066 Lakhs income from subsidiaries (31 March 2022 - ₹883 Lakhs)

32 EMPLOYEE BENEFITS EXPENSE

Particulars	(₹ in Lakhs)	
	Year ended March 31, 2023	Year ended March 31, 2022
Salaries, Allowances & Bonus ***	13,540	14,828
Contribution to provident fund and other funds	1,204	1,151
Gratuity	318	283
Staff Welfare expenses	749	587
	15,811	16,849

***Salaries, allowances and bonus is net of salaries of employees deputed to subsidiary companies ₹518 lakhs (31 March, 2022- ₹506 lakhs)

Notes to Financial Statements

For the year ended March 31, 2023

33 FINANCE COST

Particulars	(₹ in Lakhs)	
	Year ended March 31, 2023	Year ended March 31, 2022
Interest on Bank Overdraft	6	-
Interest on TREPS Borrowings	2	*
Interest on Right of Use Liabilities	306	251
	314	251

* denotes amount less than ₹ One Lakh

34 OTHER EXPENSES

Particulars	(₹ in Lakhs)	
	Year ended March 31, 2023	Year ended March 31, 2022
Outsourcing Expenses	1,920	1,655
Depository Participant / Custodian Fees	686	1,585
Software Expenses	1,172	1,192
Rent	64	115
Rates and Taxes	172	182
Electricity	895	806
Insurance	689	576
Repairs and Maintenance :		
- Buildings	484	647
- Plant & Machinery	1,712	1,439
- Others	13	33
Fuel Expenses	24	38
Travelling and Conveyance	400	384
Postage and Courier	267	281
Telephone and Communication	757	754
Printing and Stationery	988	838
Legal and Professional Expenses	522	610
Audit Fees (Refer Note 45)	52	53
Technical Know-how Fees	2,433	1,912
Loss due to Exchange Rate fluctuation	3	2
Corporate Social Responsibility/ Donations (Refer Note 52)	118	34
Claims Paid	5	104
Bad Debts Written Off	188	258
Provision for Doubtful Debts / Advances	1,461	575
Loss on Sale / Discarded Fixed Assets	-	8
Advertisement and Publicity	501	240
Commission and Brokerage to Selling Agents	8,128	5,750
Commodity Expenses	245	764
Document Management Expenses	2,572	993
Security Services	187	218
Meeting and Conference expenses	93	66
Training & Recruitment	111	90
Exchange Charges	205	467
Miscellaneous Expenses	462	651
	27,529	23,320

Notes to Financial Statements

For the year ended March 31, 2023

35 FAIR VALUE MEASUREMENTS

Financial Instruments by Category

(₹ in Lakhs)

Particulars	March 31, 2023				March 31, 2022			
	FVTPL	FVTOCI	Amortised cost	Category	FVTPL	FVTOCI	Amortised cost	Category
Financial assets: Non-current								
Non Current Investments								
Unquoted Investment in Fully Convertible Debentures of subsidiary-StockHolding Document Management Services Ltd	-	-	-		-	-	2,500	
Trade Investments - Other companies - unquoted	-	6,40,964	-	Level 2	-	4,72,734	-	Level 2
Quoted Equity Shares	-	562	-	Level 1	-	1,232	-	Level 1
Quoted Government Securities	-	-	3,102		-	-	2,134	
Quoted Tax free Secured Redeemable Non-convertible Bonds	-	-	-		-	-	4,521	
Quoted Non Convertible Debentures	-	-	*		-	-	*	
Mutual Funds - Quoted	23	-	-	Level 1	20	-	-	Level 1
Mutual Funds - Unquoted	2,237	-	-	Level 1	1,152	-	-	Level 1
Loans and Deposits	-	-	47		-	-	54	
Other Non-current Financial Assets	-	-	19,137		-	-	25,136	
Financial assets: Current								
Current Investments								
Unquoted Investment in Debentures of subsidiary StockHolding Document Management Services Ltd	-	-	2,500		-	-	497	
Quoted Government Securities	-	-	1,942		-	-	1,554	
Quoted Tax free Secured Redeemable Non-convertible Bonds	-	-	4,524		-	-	1,030	
Mutual funds - unquoted	112	-	-		-	-	-	
Trade and Other Receivables	-	-	14,996		-	-	9,520	
Cash and Cash Equivalents	-	-	63,950		-	-	54,114	
Bank Balances other than above	-	-	52,286		-	-	35,998	
Loans - Current	-	-	82		-	-	77	
Other Current Financial Assets	-	-	56,589		-	-	41,467	
Total Financial Assets	2,372	6,41,526	2,19,155		1,172	4,73,966	1,78,602	
Financial Liabilities: Current								
Secured Borrowings	-	-	4,175		-	-	-	
Right of Use Lease Liabilities	-	-	1,024		-	-	1,013	
Trade and Other Payables	-	-	3,016		-	-	3,082	
Other Current Financial Liabilities	-	-	81,620		-	-	70,010	
Non-Current Liabilities								
Right of Use Lease Liabilities	-	-	2,522		-	-	2,039	
Total Financial Liabilities	-	-	92,357	-	-	-	76,144	

* denotes amount less than ₹1 Lakh.

Notes to Financial Statements

For the year ended March 31, 2023

I. Fair Value Hierarchy

The fair values of the financial assets and liabilities are included at the amount that would be received to sell an asset or paid to transfer a liability in an orderly transaction between market participants at the measurement date. This section explains the judgements and estimates made in determining the fair values of the financial instruments that are (a) recognised and measured at fair value and (b) measured at amortised cost and for which fair values are disclosed in the financial statements. To provide an indication about the reliability of the inputs used in determining fair value, the company has classified its financial instruments into the three levels prescribed under the accounting standard. An explanation of each level have been provided below.

Level 1: Level 1 hierarchy includes financial instruments measured using quoted prices listed in NSE / BSE and NAV available for mutual funds.

Level 2: The fair value of financial instruments that are not traded in an active market is determined using valuation techniques which maximise the use of observable market data and rely as little as possible on entity-specific estimates. If all significant inputs required to fair value an instrument are observable, the instrument is included in level 2.

Level 3: If one or more of the significant inputs is not based on observable market data, the instrument is included in level 3.

Valuation Techniques

Weighted average price of last six months trades between Resident to Resident (except R to R - Indirect foreign Investment) is considered for valuation of NSE shares at each reporting period.

Valuation of Derivative contracts have been arrived on the basis of forward rates available in the market for the balance maturity of the instrument.

II. Fair value of Financial Assets and Liabilities measured at Amortised Cost

Particulars	(₹ in Lakhs)	
	Year ended March 31, 2023	Year ended March 31, 2022
	Fair value	Fair value
Financial Assets:		
Non-current Investments		
Unquoted Investment in Fully Convertible Debentures of subsidiary- StockHolding Document Management Services Ltd	-	2,500
Quoted Government Securities	3,102	2,134
Quoted Tax free Secured Redeemable Non-convertible Bonds	-	4,521
Quoted Non-convertible Debentures	*	*
Loans - Non-current	47	54
Other Non-current Financial Assets	19,137	25,136
Current Investments		
Unquoted Investment in Debentures of subsidiary - StockHolding Document Management Services Ltd	2,500	497
Quoted Government Securities	1,942	1,554
Quoted Tax free Secured Redeemable Non-convertible Bonds	4,524	1,030
Trade and Other Receivables	14,996	9,520
Cash and Cash Equivalents	63,950	54,114
Bank Balances other than above	52,286	35,998
Loans - Current	82	77
Other Current Financial Assets	56,589	41,467
Total Financial Assets	2,19,155	1,78,602

Notes to Financial Statements

For the year ended March 31, 2023

Particulars	(₹ in Lakhs)	
	Year ended March 31, 2023	Year ended March 31, 2022
	Fair value	Fair value
Financial Liabilities: Current		
Secured Borrowings	4,175	-
Trade and Other Payables	3,016	3,082
Other Current Financial Liabilities	81,620	70,010
Right of Use Lease Liabilities	1,024	1,013
Financial Liabilities: Non-Current		
Right of Use Lease Liabilities	2,522	2,039
Total Financial Liabilities	92,357	76,144

* denotes amount less than ₹ 1 lakh

Fair Value at Amortised Cost

The management assessed that fair value of Loans non current, Other non current financial assets, Trade & other Receivables, Cash and Cash Equivalents, Bank Balances, Loans Current, Other Current Financial Assets, Security Deposit paid and received, Trade Payables, Other Current Financial Liabilities is same as their carrying amounts. These items have been categorised as level 3 due to use of Unobservable inputs for fair valuation.

36 FINANCIAL RISK MANAGEMENT

Financial Risk Factors

The Company's principal financial liabilities, comprises of trade and other payables, security deposits and employee liabilities. The main purpose of these financial liabilities is to finance the Company's operations and to provide guarantees to support its operations. The Company's principal financial assets include loans & advances, trade and other receivables, short-term deposits and cash / cash equivalents that derive directly from its operations. The Company also holds FVTOCI investments and enters into derivative transactions.

The Company is exposed to a number of different financial risks arising from natural business exposures as well as its use of financial instruments including equity price and credit risk.

The Risk Management Committee comprised of senior management oversees the management of these risks. The Company's senior management is supported by a Risk Management Department that advises on financial risks and the appropriate financial risk governance framework for the Company. The Risk Management Department provides assurance to the Company's senior management that the Company's financial risk activities are governed by appropriate policies and procedures and that financial risks are identified, measured and managed in accordance with the Company's policies, risk objectives and risk appetite.

The Board of Directors oversee the risk management activities for managing each of these risks, which are summarised below:

Credit Risk:

Credit risk arises from the possibility that counter party may not be able to settle their obligations as agreed. The company is exposed to credit risk from investments measured at amortised cost, staff loans, security and other deposits, loans to subsidiaries, deposits with banks and others parties, trade and other receivables.

The Company periodically assesses the financial reliability of the counterparty, taking into account the financial condition, current economic trends, and analysis of historical bad debts and ageing of accounts receivable. Individual limits are set accordingly.

Investments at amortised cost are placed in government securities and high quality corporate and tax free bonds which is not having any significant credit risk. Inter corporate deposits and loans are mostly placed with group companies and hence

Notes to Financial Statements

For the year ended March 31, 2023

the risk of credit loss is negligible. Staff loans are recovered through regular salary payments and in case of resignation and retirement, the same is recovered from full & final settlement of the employees.

Security and other deposits are reassessed at every reporting dates and are mostly placed for leases, which can be adjusted against rental payments.

Trade Receivable: The company trades with recognized and credit worthy third parties. As per the Company's policy all credit customers are expected to pay within due date. In addition, receivable balances are monitored on an ongoing basis for recovery.

Reconciliation of Loss Allowance

Particulars	(₹ in Lakhs)	
	March 31, 2023	March 31, 2022
Opening Balance	1,484	957
Created / (Utilized) during the period / year	1,365	527
Closing Balance	2,849	1,484

Break up of Loss Allowance

Particulars	(₹ in Lakhs)	
	March 31, 2023	March 31, 2022
Allowance for doubtful debts	2,698	1,388
Expected Credit Loss on Trade Receivables	151	96
Total	2,849	1,484

Price Risk:

The Investments made by StockHolding is subject to price risk as outlined in the Notes to Financial Statements. The Investments are reviewed periodically for the performance of the portfolio. Liquidity and Conservatism are the primary considerations of the Investment Policy framework which are followed.

Interest Rate Risk:

The Investments made by StockHolding are subject to Interest rate risk. Any increase in yield of debt instruments would result in some shift in the yield curve across duration and have consequent impact on the underlying investments depending on its duration and liquidity.

37 Capital Management

The company's capital includes issued share capital and all other distributable reserves. The primary objective of the Company's Capital Management is to maximise shareholder value and to maintain an optimal capital structure to reduce the cost of capital. The company does not have any long term borrowings and all its capital needs are either met by internal accruals i.e. surplus balances of previous years or by effective management of its working capital. As at the balance sheet date, the company's share capital and distributable reserves and working capital are:

Particulars	(₹ in Lakhs)	
	March 31, 2023	March 31, 2022
Share Capital	2,105	2,105
Distributable Reserves*	1,00,165	89,598
Working Capital	53,760	32,204

* Distributable reserves are excluding unrealised gains and losses

Notes to Financial Statements

For the year ended March 31, 2023

38 CONTINGENT LIABILITIES

Particulars	(₹ in Lakhs)	
	As at March 31, 2023	As at March 31, 2022
A) Claims against the Company not acknowledged as debts		
i) Income Tax demands against which the Company has preferred appeals or Demand from Traces for TDS	9	13
ii) Claims by a bank not acknowledged by the Company (Refer Note No.40)	Amount unascertained	Amount unascertained
iii) Other claims not acknowledged as debt	724	724
<p>The Company is a party to various legal proceedings in the normal course of business and does not expect the outcome of these proceedings to have any adverse effect on its financial conditions, results of operations or cash flows. Further, claims by parties in respect of which the Management have been legally advised that the same are frivolous and not tenable, have not been considered as contingent liabilities as the possibility of an outflow of resources embodying economic benefit is highly remote.</p>		
iv) In respect of service tax matter for the financial year 2015-16 against which the Company had filed an appeal	244	-
<p>The office of Joint Commissioner of CGST and Central Exercise had issued a Show Cause cum Demand Notice (SCN) order on 19th November, 2022 to StockHolding demanding service tax amount of ₹122 Lakhs and Penalty of ₹122 Lakhs also unquantified interest for the financial year 2015-16 on the difference in value of taxable services reported in ST-3 returns and the value declared in Income Tax Return (ITR). The company had filed an appeal with The Commissioner (Appeals) against the order on January 13, 2023</p>		
B) Bank Guarantees		
i) Provided to stock exchanges (backed by counter guarantees, cash collateral and securities)	30,500	20,500
ii) Other Bank Guarantees	4,506	4,650
iii) Corporate guarantee issued to MMTC PAMP India Pvt Ltd	-	1,000
iv) OD availed by StockHolding Document Management Services Ltd against FD pledged by StockHolding Corporation of India Ltd	1,161	1,796
v) Corporate guarantee issued to IDBI Bank & SBI against CC and BG limits given to StockHolding Document Management Services Ltd	4,037	4,037

39 CAPITAL AND OTHER COMMITMENTS :

Estimated amount of contracts to be executed on capital account, not provided for (net of advances) – ₹323 Lakhs. (As at March 31, 2022 - ₹1,108 Lakhs).

- 40** The Company had during the year 2000-01 undertaken a transaction of ₹2,445 lakh with a client through the Calcutta Stock Exchange (CSE) under the 'Cash on Payout' scheme for the sale of 7,20,000 equity shares of DSQ Industries Limited. The said transaction was confirmed by CSE based on which postdated cheques were issued. The cheques were stopped for payment before their due date by the Company as the underlying trade transaction was contended to be non-bonafide and disallowed by CSE. A Bank, which had granted financial assistance against the said cheques, issued a notice of demand against the Company under Section 138 of the Negotiable Instrument Act, 1881. The Bank also filed an application in the Debt Recovery Tribunal (DRT) for recovery of the amount along with compound interest from the Company and the client. The Company disputed the claim of the Bank. The Bank's application to the DRT was dismissed and only the client was held liable. The Bank and the client had filed an appeal in the Debt Recovery Appellate Tribunal (DRAT) against the order of DRT. The appeals were allowed vide the DRAT order dated September 23, 2011, which stated that the amount would carry compound interest from August 1, 2001 @ 19% p.a. with quarterly rests till realisation and the Bank was entitled to realize the sum from both the client and the Company. The Company filed a Revision Application in High Court, Calcutta on November 30, 2011 which was admitted but no interim relief was granted. Hence, the Company filed a Special Leave Petition (SLP) in the Supreme Court for stay of the High Court Order for not granting interim relief of staying the DRAT order, the Order of the DRAT and the recovery certificate and notice of demand issued by Presiding Officer and recovery officer of DRT respectively. The Supreme Court vide its order dated April 23, 2012 granted stay on the recovery proceedings and requested the Calcutta High Court to dispose off the Revision Application within a period of four months and the Company to deposit ₹3,000 lakh with the Calcutta High Court Registry within a period of 4 weeks from the date of order by way of a short term deposit in a nationalized bank. Accordingly, the Company had deposited the money with the Calcutta High Court,

Notes to Financial Statements

For the year ended March 31, 2023

Registry. The Revision application was dismissed. The Company filed Special Leave Petition (SLP) in the Supreme Court in May 2015. The Supreme Court vide its order dated May 14, 2015 stayed the operation of the execution proceedings and the Company to deposit with the Registrar, Supreme Court of India, a fixed deposit receipt in the name of the Company and endorsed in favour of the Registrar an amount of not less than ₹3,000 lakh. Accordingly, the Company made the deposit. The amount of ₹6,000 lakh, deposited by the Company in the High Court (₹3,000 lakh) and Supreme Court (₹3,000 lakh) is shown under the heading "Other Non-current Financial Assets" under the sub-heading "Security and other deposits considered good" in the Statement of Balance Sheet. The bank was granted liberty to withdraw ₹3,000 lakh along with interest that had been lying as deposit before the High Court of Kolkata which is subject to final decision in the SLP. Accordingly, an amount of ₹38,04,44,259.69/- was released to the Bank. Further, by an order dated October 12, 2015, the Supreme Court directed the bank to withdraw an additional amount of ₹1,500 lakh along with accrued interest from the money deposited with the Supreme Court. Accordingly, an amount of ₹15,45,06,971/- was released to the Bank. The Special Leave petition has been converted into a Civil Appeal on February 08, 2017 and the matter is listed in the Supreme Court for final disposal. The matter was appearing in the weekly list for January 2020. No hearings had taken place in 2020 and options for early hearing were explored. However, the Bank mentioned the matter on December 06, 2021 for early listing and the Supreme Court directed the matter to be listed in four weeks time, approximately around January 11, 2022. The matter was listed and taken up on April 19, 2023 and now has been adjourned to May 11, 2023. The amounts released to the Bank is subject to the final decision in the matter. In view of the nature of dispute, the amount of contingent liability has not been ascertained. Pending final adjudication of the matter by the Hon'ble Supreme Court and also in view of the legal opinion obtained by the Company, in the opinion of the management, no provision is required to be made in the statement of Profit and Loss for year ending on 31st March 2023.

41 DETAILS OF DUES TO MICRO, SMALL AND MEDIUM ENTERPRISES AS DEFINED UNDER THE MSMED ACT, 2006

Based on the information with the Company, the amount overdue to the suppliers as defined under the Micro, Small and Medium Enterprises Development Act, 2006 as at March 31, 2023 on account of principal amount together with interest is NIL (Previous Year : NIL).

The details of amounts outstanding to Micro, Small and Medium Enterprises based on information available with the Company is as under:

Particulars	(₹ in Lakhs)	
	March 31, 2023	March 31, 2022
The amounts remaining unpaid to micro and small suppliers as at the end of the year	7	6
Principal amount overdue and remaining unpaid	-	-
Interest due on above and the unpaid interest	-	-
Interest paid	-	-
Payment made beyond the appointed day during the year	-	-
Interest due and payable for the period of delay	-	-
Interest accrued and remain unpaid	-	-
Amount of further interest remaining due and payable in succeeding year	-	-

42 AMOUNT DUE ON SETTLEMENT (NET) REPRESENTS AMOUNTS RECEIVABLE FROM / (PAYABLE TO) CLEARING HOUSE, CLIENTS AND BROKERS, AS UNDER:

Particulars	(₹ in Lakhs)			
	As at March 31, 2023		As at March 31, 2022	
	Due to	Due from	Due to	Due from
Clearing House	24,684	14,307	650	19,429
Clients & Brokers	25,300	35,733	33,844	15,983
	49,984	50,040	34,494	35,412
Net Receivable / (Payable)		56		918

Notes to Financial Statements

For the year ended March 31, 2023

43 EMPLOYEE BENEFITS:

Particulars	(₹ in Lakhs)	
	As at March 31, 2023	As at March 31, 2022
A) Defined Contribution Plan		
The company has recognised following amounts in the Statement of Profit & Loss		
Contribution to Employee's Provident Fund	647	629
Contribution to Employee's Superannuation Fund	515	437
B) Defined Benefit Plans		
i) General Description :		
Gratuity is payable to all eligible employees of the Company on superannuation, death and resignation in terms of provisions of the Payment of Gratuity Act or as per the Company's scheme whichever is more beneficial. Benefit would be paid at the time of separation based on the last drawn base salary. Valuations of the defined benefit obligation on account of gratuity has been carried out by an independent actuary as at the Balance sheet date based on the following assumptions.		
ii) Major Actuarial Assumptions :		
a) Discount Rate	7.50%	7.23%
b) Rate of Return on Plan Assets	7.50%	7.23%
c) Salary Escalation	5.00%	5.00%
d) Rate of Employee Turnover		
	For service 5 years and below 15.00%p.a. For service 6 years and above 4.00% p.a.	For service 5 years and below 15.00%p.a. For service 6 years and above 4.00% p.a.
e) Mortality Rate during Employment	Indian Assured Lives Mortality 2012-14 (Urban)	Indian Assured Lives Mortality 2012-14 (Urban)
f) Mortality Rate after Employment	N.A.	N.A.
iii) Change in Benefit Obligation :		
Liability at the beginning of the year	4,821	4,706
Interest Cost	348	321
Current Service Cost	304	298
Past Service Cost- Vested Benefit	-	-
Benefit Paid	(301)	(376)
Actuarial (gain)/loss on obligations - due to change in Demographic Assumptions	-	(6)
Actuarial (gain)/loss on obligations - due to change in Financial Assumptions	(98)	(142)
Actuarial (gain)/loss on obligations - due to Experience	(105)	20
Liability at the end of the period	4,969	4,821
iv) Fair value of Plan Assets :		
Fair Value of Plan Assets at the beginning of the year	4,805	4,516
Interest Income on Plan Assets	347	309
Contributions	100	327
Benefit Paid	(301)	(376)
Return on Plan Assets (Excluding Interest Income)	(7)	29
Fair Value of Plan Assets at the end of the period	4,944	4,805
v) Amount Recognised in the Balance Sheet :		
(Present value of benefit obligation at the beginning of the Period)		
Fair Value of Plan Assets at the end of the period	4,944	4,805
Liability at the end of the period	(4,969)	(4,821)
Funded Status (Surplus/(Deficit))	(25)	(16)
Net (Liability) / Asset Recognised in the Balance Sheet	(25)	(16)

Notes to Financial Statements

For the year ended March 31, 2023

Particulars	(₹ in Lakhs)	
	As at March 31, 2023	As at March 31, 2022
vi) Net Interest cost for the period :		
Present value of benefit obligation at the beginning of the Period	4,821	4,706
Fair Value of Plan Assets at the beginning of the Period	(4,805)	(4,516)
Net Liability/(Assets) at the beginning	16	190
Interest Cost	348	321
Interest Income	(347)	(309)
Net Interest cost for the period	1	12
vii) Expense recognised in Profit and Loss for the Current Period :		
Current Service Cost	304	298
Net Interest Cost	1	12
Past Service Cost	-	-
Expense Recognised	305	310
viii) Expense recognised in Other Comprehensive Income (OCI) for Current Period:		
Actuarial (Gains) / Losses on Obligation for the period	(203)	(128)
Return on Plan Assets, excluding Interest Income	7	(29)
Change in Assets ceiling	-	-
Net (Income) / Expense for the period recognised in OCI	(196)	(157)
ix) Sensitivity Analysis :		
Projected Benefit Obligation on Current Assumptions :		
Projected Benefit Obligation on Current Assumptions	4,971	4,822
Delta effect +1% change in Rate of Discounting	(336)	(342)
Delta effect - 1% change in Rate of Discounting	380	389
Delta effect +1% change in Rate of Salary Increase	229	237
Delta effect -1% change in Rate of Salary Increase	(219)	(225)
Delta effect +1% change in Rate of Employee Turnover	109	104
Delta effect -1% change in Rate of Employee Turnover	(119)	(114)

The sensitivity analysis have been determined based on reasonably possible changes of the respective assumptions occurring at the end of the reporting period, while holding all other assumptions constant.

The sensitivity analysis presented above may not be representative of the actual change in the projected benefit obligation as it is unlikely that the change in assumptions would occur in isolation of one another as some of the assumptions may be correlated.

Furthermore, in presenting the above sensitivity analysis, the present value of the projected benefit obligation has been calculated using the projected unit credit method at the end of the reporting period, which is the same method as applied in calculating the projected benefit obligation as recognised in the balance sheet.

There was no change in the methods and assumptions used in preparing the sensitivity analysis from prior years.

ix) Basis used to determine expected rate of return on assets :

Expected rate of return on investments is determined based on the assessment made by the Company at the beginning of the year for returns over the entire life of the related obligation. The gratuity scheme is invested in a group gratuity cum assurance policy offered by Life Insurance Corporation of India.

C) Other Long Term Employee Benefits :

The long term employee benefits in the form of compensated absences have been determined using the projected unit credit method, as at the Balance Sheet date on the basis of an actuarial valuation.

Notes to Financial Statements

For the year ended March 31, 2023

44 THE MOVEMENT IN PROVISION FOR CLAIMS IS AS UNDER :

Particulars	(₹ in Lakhs)	
	As at March 31, 2023	As at March 31, 2022
Opening Balance	2,446	2,446
Additions during the period	-	-
Reversal during the period	-	-
Closing Balance	2,446	2,446

45 AUDITOR'S REMUNERATION (EXCLUDING TAXES)

Particulars	(₹ in Lakhs)	
	As at March 31, 2023	As at March 31, 2022
As Auditor :		
Audit fees	42	42
Tax Audit fees	5	5
In other capacity :		
Taxation matters		
Certification and other charges	3	6
Out of Pocket Expenses	2	-
	52	53

46 DISCLOSURE IN RESPECT OF LEASES

Lease Rent

The Company has entered into agreements for operating leases in respect of office and residential premises taken on lease. Right of Use Asset is created for all the leases which are long term in nature.

- Under these agreements refundable interest free deposits are given.
- All these agreements have restriction on further leasing.
- Lease agreements for office premises includes escalation clause for future lease payments.

Effective April 01, 2019, the Company adopted Ind AS 116 "Leases" and applied the standard to all lease contracts existing on April 01, 2019 using the modified retrospective method on the date of initial application. Consequently, the Company recorded the lease liability and right of use at the present value of the lease payments discounted at the incremental borrowing rate.

	(₹ in Lakhs)	
	March 31, 2023	March 31, 2022
Amounts Recognised in the Balance Sheet		
(a) Right of Use Assets	3,173	2,743
(b) Lease Liabilities	3,546	3,052
The following is the break-up of current and non-current lease liabilities		
Current lease liabilities	1,024	1,013
Non-current lease liabilities	2,522	2,039
Total	3,546	3,052
The following is the movement in lease liabilities		
Opening Balance	3,052	2,226
Additions	1,632	1,846
Finance cost accrued during the year	306	251
Payment of lease liabilities	(1,375)	(1,257)
Adjustments	(69)	(14)
Closing Balance	3,546	3,052

Notes to Financial Statements

For the year ended March 31, 2023

	(₹ in Lakhs)	
	March 31, 2023	March 31, 2022
The following is the movement in right-of-use asset		
Opening Balance	2,743	1,993
Additions	1,632	1,846
Depreciation charge during the year	(1,148)	(1,084)
Adjustments	(53)	(12)
Closing Balance	3,173	2,743
Amounts recognised in the statement of Profit & Loss		
(a) Depreciation Charge for the Right of Use Assets	1,148	1,084
(b) Interest Expenses (included in finance cost)	306	251
(c) Expenses relating to short term leases	1	-
The Company does not face a significant liquidity risk with regard to its lease liabilities as the current assets are sufficient to meet the obligations related to lease liabilities as and when they fall due. The weighted average incremental borrowing rate applied to lease liabilities for financial year 2021-2022 & 2022-2023 is 10%		
Details regarding the future Minimum Lease Payments payables on an undiscounted basis.		
Less than one year	1,306	1,182
One to Five years	2,313	2,093
More than Five years	841	469
Leases Granted by the Company		
Lease Income recognised in profit and loss for the period	148	143
Details regarding the future Minimum Lease Payments receivables on an undiscounted basis.		
Less than one year	155	148
One to Five years	163	318
More than Five years		

47 EARNINGS PER SHARE

	(₹ in Lakhs)	
Particulars	As at March 31, 2023	As at March 31, 2022
Profit for the period as per Statement of Profit and Loss	17,811	13,655
No. of Shares at the beginning of the year	2,10,54,400	2,10,54,400
No. of Shares at the year end	2,10,54,400	2,10,54,400
Weighted average number of shares outstanding during the period (Nos)	2,10,54,400	2,10,54,400
Earnings per share for the year ended is ₹		
Basic / Diluted	84.60	64.86

48 FOREIGN CURRENCY EXPOSURE

	(₹ in Lakhs)	
Particulars	As at March 31, 2023	As at March 31, 2022
Particulars of unhedged foreign currency exposures as at the balance sheet date		
Trade payables	-	USD 22,174.64

Notes to Financial Statements

For the year ended March 31, 2023

49 RELATED PARTIES

a. List of Related Parties

Holding Company

IFCI Limited

Fellow Subsidiaries

IFCI Venture Capital Funds Limited

IFCI Infrastructure Development Limited

IFCI Financial Services Limited

IFCI Factors Limited

Subsidiary Companies

(₹ in Lakhs)

Name of Subsidiary	Percentage of Holding	
	As at March 31, 2023	As at March 31, 2022
StockHolding Services Limited (formerly known as SHCIL Services Limited)	100%	100%
StockHolding Document Management Services Limited	100%	100%
StockHolding Securities IFSC Limited	100%	100%

Key Management Personnel

IFCI Ltd

Shri Manoj Mittal

Managing Director and Chief Executive Officer

Shri Sunil Kumar Bansal

Deputy Managing Director (Upto September 12, 2022)

Ms Jhummi Mantri

General Manager & CFO (upto September 16, 2021)

Shri Prasoon

Chief General Manager & CFO (wef September 16, 2021)

Ms Rupa Deb

General Manager & Company Secretary (upto September 06, 2021)

Ms Priyanka Sharma

Company Secretary (CS) (wef September 16, 2021)

Stock Holding Corporation of India Ltd

Shri Ramesh N.G.S

Managing Director & CEO (upto April 13, 2023)

Shri Vinay E Purohit

Chief Financial Officer (CFO)

Shri Shashikant Nayak

Company Secretary (CS)

Shri Manoj Mittal

Non Executive Chairman

Shri Ashok Motwani

Independent Director - Non Executive

Shri Animesh Chauhan

Independent Director - Non Executive

Shri Sachikanta Mishra

Non Executive Director

Shri Sunil Kumar Bansal

Non Executive Director (upto September 22, 2022)

Ms Vasantha Govindan

Non Executive Director

Ms Sarojini Dikhale

Non Executive Director (Upto December 29, 2022)

Ms Rekha Gopalkrishnan

Non Executive Director (upto February 15, 2022)

Ms Madhulika Bhasker

Non Executive Director (wef February 16, 2022)

Shri Prasoon

Non Executive Director (wef September 27, 2022)

Trust wherein the Company has control :

SHCIL Employee Group Gratuity Scheme

SHCIL SuperAnnuation Scheme

SHCIL Foundation

Notes to Financial Statements

For the year ended March 31, 2023

b. Transactions with Related Parties during the year ended

Particulars	March 31, 2023					March 31, 2022				
	Holding Company	Fellow Subsidiaries	Trusts in Company having control	Subsidiaries	Key Management Personnel	Holding Company	Fellow Subsidiaries	Trusts in Company having control	Subsidiaries	Key Management Personnel
Service Charges Received	*	9	-	68	-	4	5	-	24	-
Commission Received	-	-	-	20	-	-	-	-	16	-
Commission Paid	-	-	-	*	-	-	*	-	*	-
Interest received on Investments	210	-	-	236	-	210	-	-	290	-
Reimbursement of Office Expenses	-	-	-	321	-	-	-	-	265	-
Reimbursement of Salary of Deputed Employees	-	19	-	518	-	-	9	-	506	-
Sitting Fees Paid	14	-	-	-	-	13	-	-	-	-
Sitting Fees Received	-	-	-	35	-	-	-	-	33	-
Dividends Paid	3,896	-	-	1	-	3,005	-	-	-	-
Training Income	-	-	-	-	177	-	-	-	-	170
Managerial Remuneration	-	-	-	4,441	-	-	-	-	5,728	-
Brokerage Received	-	-	-	25	-	-	-	-	27	-
AMC paid for Sub-braking terminals	-	-	-	15	-	-	-	-	8	-
Client Incentive Expenses	-	-	-	-	-	-	-	-	-	-
Rent Paid	263	-	-	148	-	246	-	-	-	-
Rent Received	-	-	-	1,066	-	-	-	-	143	-
Dividend Received	-	-	-	1,750	-	-	-	-	883	-
Document Management Fees Paid	-	-	-	-	-	-	-	-	656	-
Outstanding Balances										
Trade and Other Receivables	2	21	-	1,889	-	2	-	-	2,161	-
Advance to SHCIL Employees	-	-	-	-	-	-	-	25	-	-
Group Gratuity Fund	-	*	-	-	-	-	-	-	-	-
Trade and Other Receivables (Interest on Debentures/Tax Free Bonds)	-	-	-	-	-	-	-	-	-	-
Trade and Other Payables										
Investments in Tax Free Bonds	2,500	589	-	-	-	200	1,507	-	-	-
Investments in Non Convertible Debentures	-	-	-	-	-	2,500	-	-	522	-
Investments in Fully Convertible Debentures	-	-	-	2,500	-	-	-	-	2,500	-
Margin Money Payable	-	-	-	1,672	-	-	-	-	1,393	-
Accrued Interest on Investment NCD	-	-	-	-	-	-	-	-	-	-
Unbilled revenue	-	-	-	334	-	-	-	-	470	-
Provision for Expenses	-	-	-	581	-	-	-	-	149	-
Security Deposit Paid	81	-	-	-	-	68	-	-	-	-
Investment in Equity Shares	-	-	-	10,573	-	-	-	-	10,373	-

* denotes amount less than ₹ 1 Lakh

Notes to Financial Statements

For the year ended March 31, 2023

Particulars	Depository/Custodial Service		Eservices		Professional Clearing Member		Others		Total	
	As at March 31, 2023	As at March 31, 2022	As at March 31, 2023	As at March 31, 2022	As at March 31, 2023	As at March 31, 2022	As at March 31, 2023	As at March 31, 2022	As at March 31, 2023	As at March 31, 2022
	(₹ in Lakhs)									
Segment Assets	10,913	67,271	76,142	50,431	19,655	29,758	7,70,114	5,20,154	8,76,824	6,67,614
Unallocated Assets									17,977	17,656
Total Assets									8,94,801	6,85,270
Segment Liabilities	4,826	5,490	68,346	48,831	8,187	14,525	2,08,719	1,49,569	2,90,078	2,18,415
Unallocated Liabilities									9,121	11,556
Total Liabilities									2,99,199	2,29,971
Cost incurred during the year to acquire Segment Fixed Assets	628	449	840	295	58	34	1,157	832	2,683	1,610
Depreciation	305	300	554	225	28	23	573	368	1,460	916
Non-cash expenses other than Depreciation										
- Bad Debts written off	182	258	-	-	-	-	6	-	188	258
- Provision for bad and doubtful debts	-23	575	1,233	-	-	-	251	-	1,461	575

The accounting policies adopted for Operating Segment are in line with the accounting policies of the Company. Segment assets include all operating assets used by the business segments. Segment liabilities include the operating liabilities that result from the operating activities of the business. Segment Assets and Liabilities that cannot be allocated between the segments are shown as part of unallocated corporate assets and liabilities respectively. Incomes/expenses relating to the enterprise as a whole and not allocable on a reasonable basis to business segments are reflected as unallocated corporate incomes/expenses.

C Operating Segments are as under:

- Depository and Custodial services : Depository Participant services cater to all individual and corporate clients; Custodial Services include Clearing and Settlement services (cash segment) Electronic and Physical safe keeping services.
- Stamping : Central Record Keeping Agency (CRA) authorised by Ministry of Finance, Government of India to design and implement an electronic method of stamp duty collection, it also includes collection of E-Registration and E-Court Fees.
- PCM : Professional Clearing Member of Derivatives Segment at the Bombay Stock Exchange, at the Futures & Options Segment of the NSEIL and at the commodity of the MCX respectively.
- Others include Sub-broking services to the retail and institutional clients, Sale of bullion and other goods, distribution services and other allied services.

D Segments have been identified and reported taking into account the nature of services and different risk and returns

- There are no reportable geographical segments

Notes to Financial Statements

For the year ended March 31, 2023

51 Securities Pledged by the clients under Margin Pledge System for Professional Clearing Member Segment are re-pledged to Clearing Corporation for all the clients.

52 CORPORATE SOCIAL RESPONSIBILITY :

The CSR activities include eradicating hunger and poverty, promoting healthcare, education and sanitation, ensuring environmental sustainability etc. The details are given below:

Particulars	₹ in Lakhs)	
	FY 2022-23	FY 2021-22
Amount required to be spent by the company during the year	105	31
Amount of expenditure incurred	79.95	15.50
Shortfall at the end of the year	25.05	15.50
Total of previous years shortfall	-	-
Reason for shortfall	**	*
Details of related party transactions	-	-

* Unspent amount pertaining to "ongoing project" for the contribution of ₹15.50 Lakhs to IFCI Social Foundation (ISF) for FY 2021-22.

Out of the amount of ₹15.50 Lakhs deposited in Unspent CSR Bank A/c for the FY 2021-22, an amount of ₹1.55 Lakhs disbursed on September 07, 2022. The balance amount remain unspent in the bank a/c for the FY 2021-22 is ₹13.95 Lakhs.

** The amount of ₹25.05 Lakhs contributed to IFCI Social Foundation (ISF) remained unspent as on 31st March 2023. Accordingly, based on the recommendations of the CSR committee and approval of the Board, a separate unspent CSR Account for FY 2022-23 was opened with IDBI Bank. Accordingly, ISF has sent funds to the Unspent CSR Account. The funds will be disbursed during the subsequent years based on specific request received from ISF.

The company had transferred an amount of ₹0.73 Lakhs to Prime Minister's National Relief Fund (PMNRF) pertaining to unspent CSR obligation amount for the FY2020-21 and FY 2021-22 as per Section 135 of the Companies Act, 2013.

53 There was a fire incident on December 11, 2017 at Mahape premises of the Company. The insurance company have appointed surveyors. The Corporation has received the insurance claim amounting to ₹1,405 Lakhs on 28th July, 2021 towards the fire incident. The surveyors assessed the damage to the property of the Company. The Company appointed contractors to carry out the repair work for the Interior and Basement areas. Expenses amounting to ₹37.85 Lakhs has been transferred to Repairs & Maintenance Account for Mahape Interiors furnishing for year ended March 31, 2023. (Previous Year ₹ 129.79 Lakhs for Mahape Interiors furnishing).

The completion of the repair/ renovation work has been delayed due to the outbreak of the COVID-19 pandemic and the lockdown enforced by the Government. The work resumed at the end of August 2020 and completed, with major work pertaining to the work order of Mahape Interior being completed.

54 a) There was an incident of Short Deposit of Cash of ₹14.50 Lakhs at e-Stamping Sub Registrar Office (SRO) counter at Alwar in the month of January 2021. An employee did not deposit all the cash collected by him. An FIR has been filed against him and he has been suspended. A claim was lodged and the same is settled by the Insurance Company for ₹13.35 Lakhs in Dec, 2021. An amount of ₹0.69 Lakhs recovered from the salary of the said employee and also police authorities recovered an amount of ₹0.25 Lakhs from the said employee. The case of short deposit of cash at e-stamping SRO counter at Alwar is treated as closed, as the insurer has processed the claim of StockHolding.

b) There was an incident of fraudulent transmission and later sale of securities worth ₹ 73 Lakhs from a Demat account of a client in Kolkata RNM office in the month of November, 2021. During the course of internal audit the fraud was detected on a timely basis. The Company acted swiftly and a police complaint was filed. The funds on sale of securities was traced to the bank account of the person who committed the fraud, same has been frozen by Bank. StockHolding has lodged insurance claims on December 9, 2021 with the insurance company. The loss incurred on restoration of shares, ₹73 Lakhs has been accounted as "Claims Paid" in the books.

In this regard, StockHolding has filed a petition in the Metropolitan Magistrate, Calcutta to issue orders to defreeze the bank account maintained at Punjab National Bank. The Metropolitan magistrate had passed an order dated October 18, 2022, whereby he has ordered to defreeze the bank account and release of funds amounting to ₹ 67,35,411.58 from the PNB account of Surojit Mitra to StockHolding Corporation of India Ltd. The amount was credited to StockHolding on October 29,

Notes to Financial Statements

For the year ended March 31, 2023

2022. Further we have also filed an application for release of the interest accumulated on the said amount. The Court was of the view that an order on the FIR amount was already given and further application for interest amount cannot be sought under the same application. A fresh application would have to be moved, the cost of filing a fresh application would have been more than the interest (interest amount was approx ₹ 1 lakh). Further, an amount of ₹ 3.15 lakhs was also received from Insurance on March 23, 2023 by way of legal fees incurred. In view of the amounts received from the bank & insurance, this claim may be treated as full and final settlement received and further be treated as closed.

55 The company in the year 1992-93 had purchased 18 residential flats admeasuring 9216 square feet from MHADA vide their possession and allotment letter at Tilak Nagar, Chembur on outright sale basis for the use as staff quarters. Pending registration of flats in favour of company, these properties are shown under fixed assets - building. The company is rigorously following up with the respective authorities for getting the registration to get the clear title of the property. Company has appointed a Consultant, Mr. Subhash Bhalchandra Sawant, vide MC dated 27th December 2019 with regard to conveyance of Building No. 166 located at Tilak Nagar, Chembur allotted by MHADA. The Consultant was working with MHADA and after rigorous follow up, he has been informed by the Executive Engineer, Kurla Division that since the conveyance will be done in the name of Stock Holding, the premium amount on land i.e. 2.5% needs to be paid to MHADA amounting to ₹16,03,584/- plus applicable taxes. Post payment, Stock Holding will be assigned the ownership of the said premises and will no longer have to pay lease rent of ₹0.16 Lakhs p.a. to the Government. Accordingly an internal approval dated 11th April 2022 was taken with regard to the same and payment of ₹16.04 Lakhs plus applicable taxes was made to Asst. Account Officer Mumbai Board by way of pay order. We are awaiting No Dues Certificate (NDC) from MHADA with regard to the payment done. Meanwhile, the Company had submitted the documents required by MHADA including Draft of Conveyance Deed duly accepted.

56 Income Tax Assessment of Stock Holding Corporation of India is completed upto Assessment Year 2007-08.

57 INCOME TAX EXPENSE

Particulars	(₹ in Lakhs)	
	As at March 31, 2023	As at March 31, 2022
(a) Income Tax Expense		
Current Tax	3557	2601
Deferred Tax	(397)	(86)
Total of Tax Expense	3,160	2,515
(b) Reconciliation of tax expense and the accounting profit multiplied by tax rate		
Profit from continuing operations before Income Tax expense	17,811	16,170
Tax at the Tax Rate of 25.168%	4,483	4,070
Tax effect of amounts which are not deductible (taxable) in calculating taxable income:		
Difference of tax rates on Investments		
Interest on tax free bonds	(105)	(111)
Tax deduction for Dividend paid	(1,855)	(1,431)
Others	637	(13)
Tax Expenses	3,160	2,515

Notes to Financial Statements

For the year ended March 31, 2023

58 DISTRIBUTIONS MADE AND PROPOSED:

Particulars	(₹ in Lakhs)	
	As at March 31, 2023	As at March 31, 2022
Cash Dividend on the Equity Shares declared		
i) Final Dividend Declared	2,421	1,684
Total	2,421	1,684
ii) Interim Dividend Declared	4,948	4,000
Total	4,948	4,000
iii) Final Dividend Proposed	3,958	2,421
Total	3,958	2,421

59 DISCLOSURE IN PURSUANCE OF THE REQUIREMENT OF SECTION 186 OF THE COMPANIES ACT 2013:-

Particulars	(₹ in Lakhs)	
	As at March 31, 2023	As at March 31, 2022
A) Details of the Loan given:	-	-

B) Details of investment made*:

Name of the party	Year Ended	Opening Bal.	Investment Made	Investment Matured/ Redeemed	(₹ in Lakhs)
					Closing Bal.
a. Equity:					
i) StockHolding Document Management Services Limited	March 31, 2023	6,860	-	-	6,860
ii) StockHolding Services Limited	March 31, 2023	1,713	-	-	1,713
iii) StockHolding Securities IFSC Limited	March 31, 2023	1,800	200	-	2,000
b. Non Convertible Debentures:					
i) StockHolding Document Management Services Limited	March 31, 2023	497	-	497	-
c. Fully Convertible Debentures:					
i) StockHolding Document Management Services Limited	March 31, 2023	2,500	-	-	2,500

* Excludes Strategic Investments undertaken by the Company (Refer Note 7 & 12)

Particulars	(₹ in Lakhs)	
	As at March 31, 2023	As at March 31, 2022
C) Corporate Guarantee on behalf of Subsidiary for their working capital:		
- Corporate guarantee issued to IDBI Bank & SBI against CC and BG limits given to StockHolding Document Management Services Ltd*	4,037	4,037
- Fixed Deposit pledged by StockHolding Corporation of India Limited against which Overdraft facility availed by StockHolding Document Management Services Limited *	2,364	2,186

* The overdraft limits sanctioned by bank/s to StockHolding Document Management Services Limited as on March 31, 2023 is ₹1,900 Lakhs (as on March 31, 2022 ₹1,900 Lakhs)

Notes to Financial Statements

For the year ended March 31, 2023

60 AGEING ANALYSIS OF TRADE RECEIVABLE:

a) For the Current Period

(₹ in Lakhs)

Particulars	As on March 31, 2023						Unbilled Revenue	Total
	Less than 6 months	6 months- 1 year	1-2 years	2-3 years	More than 3 years			
i) Undisputed Trade receivables - considered good	10,644	2,422	18	-	-	2,063	15,147	
ii) Undisputed Trade Receivables - considered doubtful	-	-	1,622	691	384	-	2,697	
iii) Disputed Trade Receivables - considered good	-	-	-	-	-	-	-	
iv) Disputed Trade Receivables - considered doubtful	-	-	-	-	-	-	-	
Total	10,644	2,422	1,640	691	384	2,063	17,844	
Less: Allowance for Trade receivable which have significant increase in credit risk	-	-	1,622	691	384	-	2,697	
Less: Expected Credit Loss on Trade Receivables	106	24	-	-	-	21	151	
TOTAL	10,538	2,398	18	-	-	2,042	14,996	

b) For the Previous Period:

(₹ in Lakhs)

Particulars	As on March 31, 2022						Unbilled Revenue	Total
	Less than 6 months	6 months- 1 year	1-2 years	2-3 years	More than 3 years			
i) Undisputed Trade receivables - considered good	6,290	913	286	24	182	1,921	9,616	
ii) Undisputed Trade Receivables - considered doubtful	7	36	1,060	196	89	-	1,388	
iii) Disputed Trade Receivables - considered good	-	-	-	-	-	-	-	
iv) Disputed Trade Receivables - considered doubtful	-	-	-	-	-	-	-	
Total	6,297	949	1,346	220	271	1,921	11,004	
Less: Allowance for Trade receivable which have significant increase in credit risk	7	36	1,060	196	89	-	1,388	
Less: Expected Credit Loss on Trade Receivables	63	9	3	-	2	19	96	
TOTAL	6,227	904	283	24	180	1,902	9,520	

61 AGEING ANALYSIS OF TRADE PAYABLES:

a) For the Current Period

(₹ in Lakhs)

Particulars	As on March 31, 2023				Total
	Outstanding for following periods from due date of payment				
	Less than 1 Year	1-2 years	2-3 years	More than 3 years	
i) MSME	7	-	-	-	7
ii) Others	2,780	90	58	81	3,009
iii) Disputed dues- MSME	-	-	-	-	-
iv) Disputed dues- Others	-	-	-	-	-
Total	2,787	90	58	81	3,016

Notes to Financial Statements

For the year ended March 31, 2023

b) For the previous year ended

Particulars	As on March 31, 2022				(₹ in Lakhs)
	Outstanding for following periods from due date of payment				Total
	Less than 1 Year	1-2 years	2-3 years	More than 3 years	
i) MSME	6	-	-	-	6
ii) Others	3,022	35	15	4	3,076
iii) Disputed dues- MSME	-	-	-	-	-
iv) Disputed dues- Others	-	-	-	-	-
Total	3,028	35	15	4	3,082

62 USE OF FUNDS:

The company has used funds for the purpose for which they were borrowed from banks and financial institutions.

63 CHANGE DUE TO REVALUATION

During the year company has not revalued its Property Plant and Equipment (PPE) and intangible assets.

64 OTHER ADDITIONAL REGULATORY DISCLOSURES AS REQUIRED UNDER SCHEDULE III

a) Title Deeds of Immovable Property:

Relevant line item in the balance sheet	Description of the property	Gross carrying value	Title deed held in the Name of	Whether title deed holders are promoters, directors or relative of promoters, directors or employee of promoters, directors	Period of Holding the property	Reason for not being in the name of the company and whether the property is under dispute
Property, Plant and Equipment	18 Flats at Tilak Nagar-9216 Sq. Feet	110.58	Stock Holding Corporation of India Limited	No	Since 01/05/1993	The conveyance of the property is under process

b) Valuation by registered valuer:

During the year company has not revalued its property, plant and equipment or intangible assets.

c) Loans and advances

The company has not granted any loans and advances in the nature of loans to promoters, directors, Key Managerial Personnel (KMPs) and the related parties, repayable on demand or granted without specifying terms.

d) i) Ageing analysis of Capital Work-in-Progress:

Capital Work-in-Progress	Amounts in CWIP for a period of March 2023				(₹ in Lakhs)
	Total				
	Less than 1 year	1-2 years	2-3 years	More than 3 years	
Projects in Progress:	456	4	2	7	469
- Third Building Project at Mahape					
- Server Switches	80	-	-	-	80
Total	536	4	2	7	549

Capital Work-in-Progress	As on March 31, 2022				(₹ in Lakhs)
	Total				
	Less than 1 Year	1-2 years	2-3 years	More than 3 years	
Projects in Progress:	425	424	236	2	1,087
- Third Building Project at Mahape					
- Cloud Resiliency Orchestra project	-	-	64	-	64
Total	425	424	300	2	1,151

Notes to Financial Statements

For the year ended March 31, 2023

ii) Details of Capital Work-in-Progress, whose completion is overdue or has exceeded its cost compared to its original plan as on March 31, 2023:

(₹ in Lakhs)

Capital Work-in-Progress	To be completed in			
	Less than 1 year	1-2 years	2-3 years	More than 3 years
Third building project at Mahape office - (Completion is overdue but not exceeded its costs compared to its original plan)	469	-	-	-
Server Switches	-	-	-	-

The project completion is overdue at original plan. However, the cost of project has not been exceeded compared to its original plan.

ii) Details of Capital Work-in-Progress, whose completion is overdue or has exceeded its cost compared to its original plan as on March 31, 2022:

(₹ in Lakhs)

Capital Work-in-Progress	To be completed in			
	Less than 1 year	1-2 years	2-3 years	More than 3 years
Third building project at Mahape office - (Completion is overdue but not exceeded its costs compared to its original plan)	1,087	-	-	-
Cloud Resiliency Orchestra Project by General Technologies (Completion is overdue but not exceeded its costs compared to its original plan)	-	64	-	-

The project completion is overdue at original plan. However, the cost of project has not been exceeded compared to its original plan.

e) i) Ageing analysis of Intangible Assets under development:

(₹ in Lakhs)

Intangible Assets under development	Amounts for a period of March 2023				Total
	Less than 1 year	1-2 years	2-3 years	More than 3 years	
Projects in progress: - Development of Estamping Software	23	-	-	-	23
Total	23	-	-	-	23

(₹ in Lakhs)

Intangible Assets under development	Amounts for a period of Mar 2022				Total
	Less than 1 year	1-2 years	2-3 years	More than 3 years	
Projects in progress: - SWAP software installation project	-	16	-	-	16
- Mobile Application project	9	-	-	-	9
Total	9	16	-	-	25

ii) Details of Intangible assets under development, whose completion is overdue or has exceeded its cost compared to its original plan as on March 31, 2023:

(₹ in Lakhs)

Intangible Assets under development	To be completed in			
	Less than 1 year	1-2 years	2-3 years	More than 3 years
-	-	-	-	-

The project completion is overdue at original plan. However, the cost of project has not been exceeded compared to its original plan.

Notes to Financial Statements

For the year ended March 31, 2023

iii) Details of Intangible assets under development, whose completion is overdue or has exceeded its cost compared to its original plan as on March 31, 2022:

(₹ in Lakhs)

Intangible Assets under development	To be completed in			
	Less than 1 year	1-2 years	2-3 years	More than 3 years
SWAP software installation project (Completion is overdue but not exceeded its costs compared to its original plan)	16	-	-	-

The project completion is overdue at original plan. However, the cost of project has not been exceeded compared to its original plan.

f) Benami Property:

No proceedings have been initiated or pending against the company for holding any benami property under the Benami Transactions (Prohibition) Act, 1988 (45 of 1988) and the rules made thereunder.

g) Borrowing Against Security of Trade Receivables/Book Debts (Current Assets):

Details of quarterly return/statement	Trade Receivable as per Books (₹ Lakhs)	Trade Receivable as per return/statement submitted to banks/Financial Institutions (₹ Lakhs)	Differences, if any
Quarter - I	9826	9826	-
Quarter - II	9898	9898	-
Quarter - III	12456	12456	-
Quarter - IV	Not yet due & Statement yet to be submitted		

h) Wilful Defaulter:

The company has not been declared as a wilful defaulter by any bank or financial institution or any other lender during the year.

i) Relationship with Struck off company:

The company has no transactions with companies struck off under section 248 of the Companies Act, 2013 or section 560 of Companies Act, 1956.

j) Registration of Charges or satisfaction with Register of Companies (ROC):

Details of charges /satisfaction of charges to be registered	Amount	Due date of registration	Delayed
Charge created by Stock Holding in favour of UTI in 1994 which has been satisfied in 1998 *	10,00,000	30/12/1994	No
Charge created in favour of Indian Overseas Bank as per MCA Website **	2,75,000	22/09/1988	No

* The charge is satisfied and the company is in the process of deletion of charges from the MCA web site

** The charge is appearing on the MCA web site. However, as per company records no charge has been created favouring Indian Overseas Bank

Except as stated above, there are no charges or satisfaction of charges pending for registration with the Registrar of Companies (ROC) beyond the statutory period.

k) Compliance with number of Layer of Companies:

The company has complied with the number of layers prescribed under clause (87) of section 2 of the Act read with Companies (Restriction on number of Layers) Rules 2017.

Notes to Financial Statements

For the year ended March 31, 2023

I) Key Ratios:

Name of the Ratio	Numerator	Denominator	March 31, 2023	March 31, 2022	Explanation for changes in ratio for more than 25%
Current Ratio	Current Assests	Current Liabilities	1.37	1.28	-
Debt- Equity Ratio *	-	-	-	-	-
Debt service coverage Ratio *	-	-	-	-	-
Return on Equity Ratio	Profit After Tax	Total Equity excluding fair value gains on Investments	17.69%	15.15%	-
Inventory turnover ratio **	-	-	-	-	-
Trade Receivables turnover ratio	Operating Income	Average Trade Receivables	4.04	5.59	Trade Receivable increased by 58%
Trade Payables turnover ratio	Other Expenses	Average Trade Payables	8.45	9.32	
Net capital turnover ratio	Operating Income	Working Capital	0.92	1.46	Total Current Asset increased by 36%
Net profit ratio	Profit After Tax	Total Income	26.42%	22.78%	-
Return on Capital employed	Earnings before Interest and Taxes	Capital Employed excluding Fair value gain on Investment	21.05%	18.17%	-
Return on investment	Income by way of Interest, Dividend and capital appreciation on Investments	Time weighted average Investments	31.80%	90.55%	Increase in Dividend Income on investment by 63% and increase in the time weighted average investments by 34%

* These ratio's are not applicable to the company as there are no borrowing.

** The ratio is not applicable as the company is in service sector and does not carry any inventory.

m) Scheme of arrangement:

During the year, there is no Scheme of Arrangements have been approved by the Competent Authority in terms of sections 230 to 237 of the Comapanies Act, 2013 for the company

n) Utilisation of Borrowed Fund:

- a) The company has not advanced or loaned or invested any funds to any other person(s) or entity(ies), with the understanding that the intermediary shall
 - i) directly or indirectly lend or invest in other persons or entities identified in any manner whatsoever by or on behalf of the company (Ultimate Beneficiaries)
 - ii) provide any guarantee, security or the like to or on behalf of the Ultimate Beneficiaries
- b) The company has not received any funds from any person(s) or entity(ies), with the understanding that the company shall
 - i) directly or indirectly lend or invest in other persons or entities identified in any manner whatsoever by or on behalf of the funding party (Ultimate Beneficiaries)
 - ii) provide any guarantee, security or the like to or on behalf of the Ultimate Beneficiaries

o) Undisclosed Income:

During the year the company has not disclosed any income in terms of any transaction not recorded in the books of accounts that has been surrendered or disclosed as income in the tax assessmet under the Income Tax Act 1961.

p) Virtual Currency:

The Company has not traded or invested in Crypto currency or Virtual Currency during the year ended on March 31, 2023.

Notes to Financial Statements

For the year ended March 31, 2023

- 65** Balances appearing under trade payable, trade receivables, loans and advances, other current liabilities and other current assets are subject to confirmation and consequential adjustment, if any.
- 66** There are no significant subsequent event that would require adjustments or disclosure in Financial Statements as on the Balance Sheet date. Figures for the previous year have been re-grouped wherever necessary, so as to make them comparable with those of the year.

As per our report of even date

For and on behalf of

G. D. Apte & Co.

Chartered Accountants

Firm Registration No: 100515W

For and on behalf of the Board of Directors

Chetan Sapre

Partner

Membership No : 116952

Shashikant Nayak

Company Secretary

FCS 7061

Vinay E Purohit

Chief Financial Officer

Prasoon

Director

DIN 03599426

Place : Mumbai

Date : May 12, 2023

Ashok Kumar Motwani

Director

DIN No: 00088225

Animesh Chauhan

Director

DIN 02060457

Independent Auditor's Report

To The Board of Directors of Stock Holding Corporation of India Limited

Report on the Consolidated Financial Statements

OPINION

We have audited the accompanying Consolidated financial statements of **Stock Holding Corporation of India Limited** ("Holding Company") which comprise the consolidated balance sheet as at **March 31, 2023**, and the consolidated statement of profit and loss (including other comprehensive income) for the period then ended, the consolidated statement of changes in equity and consolidated statement of cash flows for the period then ended ("the Consolidated Financial Statements"), notes to the consolidated financial statements, including a summary of significant accounting policies and other explanatory information, in which following are incorporated-

1. Audited standalone financial statements of Holding Company
2. Audited standalone financial statements of Subsidiary Companies
 - a. Stock Holding Document Management Services Limited
 - b. Stock Holding Services Limited (Formerly known as SHCIL Services Limited)
 - c. Stock Holding Securities IFSC Limited

The holding company and its subsidiaries together referred to as "the Group"

In our opinion and to the best of our information and according to the explanations given to us, the aforesaid consolidated financial statements give information required by the Companies Act, 2013 ("the Act") in the manner so required and give a true and fair view in conformity with the Indian Accounting Standards prescribed under section 133 of the Act read with the Companies (Indian Accounting Standards) Rules, 2015, as amended, ("Ind AS") and other accounting principles generally accepted in India, of the consolidated state of affairs of the Group as at **March 31, 2023**, and consolidated profit and other comprehensive income for the period then ended, consolidated changes in equity and its consolidated cash flows for the period then ended.

BASIS FOR OPINION

We conducted our audit in accordance with the Standards on Auditing (SAs) specified under section 143(10) of the Companies Act, 2013 ("Act"). Our responsibilities under those SAs are further described in the Auditor's Responsibilities for the Audit of the Consolidated Financial Statements section of our report. We are independent of the Group in accordance with the Code of Ethics issued by the Institute of Chartered Accountants of India together with the ethical requirements that are relevant to our audit of the Consolidated financial statements under the provisions of the Companies Act, 2013 and the Rules thereunder, and we have fulfilled our other ethical responsibilities in accordance with these requirements and the Code of Ethics. We believe that the audit evidence we have obtained is sufficient and appropriate to provide a basis for our opinion on the consolidated financial statements.

EMPHASIS OF MATTER

1. We draw attention to Note no. 43 to the accompanying financial statements, with respect to the outcome of continuing litigation with a Bank, pending adjudication of the matter by the Honourable Supreme Court. As per the legal opinion obtained by the Management, the company is hopeful of recovery of FDRs kept as security deposit with Honourable Kolkata High Court and Honourable Supreme Court, hence no provision has been recognised in the Statement of Profit and Loss.
2. We draw attention to Note No. 54 to the accompanying financial statements, with respect to non-receipt of certain direct confirmation of balances from trade payables, trade receivables, loans and advances, other current liabilities and other current assets.
3. We also draw attention to Note no. 62(b) to the accompanying financial statements, which states that in respect of subsidiary "StockHolding Document Management Services Limited", there is a liability to the third parties due to the fire occurred at Company's Premises. The respective statutory auditors of the Subsidiary Company have given emphasis of matter for the same.

Our opinion is not modified in respect of above matters.

KEY AUDIT MATTERS

Key audit matters are those matters that in our professional judgment were of most significance in our audit of the consolidated financial statements of the year ended March 31, 2023. These matters were addressed in the context of our audit of the consolidated financial statements as a whole, and in forming our opinion thereon, as we do not provide a separate opinion on these matters.

The table below describes the key audit matters, a summary of our procedures carried out and our key observations that we communicated to the Audit Committee.

Key Audit Matters	Auditors' response to Key Audit Matters
<p>Provisions and Contingent Liabilities (Refer note no. 41(A) of the consolidated financial statements)</p> <p>The company has litigations in respect of certain tax matters and other disputes for which the final outcomes cannot be easily predicted and which could potentially result in significant liabilities. These have been disclosed under Contingent Liabilities. The assessment of the risks associated with the litigations is based on complex assumptions, which require the use of judgement and such judgement relates, primarily, to the assessment of the uncertainties connected to the prediction of the outcome of the proceedings and to the adequacy of the disclosures in the financial statements. Because of the judgement required, the materiality of such litigations and the complexity of the assessment process, the area is a key matter for our audit</p>	<p>Our audit procedures involved the following</p> <ul style="list-style-type: none"> • Testing the effectiveness of controls around the recording and re-assessment of contingent liabilities. • Performing our assessment of assumptions used in the evaluation of potential legal and tax risks performed by the legal and tax department of the company considering the legal precedence and other rulings in similar cases. • Inquiry with the legal and tax departments regarding the status of the most significant disputes and inspection of the key relevant documentation. • Analysis of opinion received from the experts where available. • Review of the adequacy of the disclosures in the notes to the financial statements.
<p>Enhancements to Company's system of IT general controls</p> <p>The Company's management devoted significant effort to enhance and standardise the system of IT general controls (ITGCs), including the implementation of Core Accounting Software.</p> <p>During any period of significant process change, there is increased risk to the internal financial control environment. Consequently, in addition to the inherent risks associated with auditing the IT systems of a complex organisation such as SHCIL, the audit team focused its procedures on the risks associated with the following change programmes:</p> <ul style="list-style-type: none"> • further standardisation of Company's user access management process; and • implementation of the Company's enterprise-wide IT change management process. 	<p>Our procedures focused on the key IT processes and controls over IT systems critical to our audit. These included:</p> <ul style="list-style-type: none"> • management of changes to systems and access to systems; and • IT operations, such as problem and incident management, and back-up and restore & establishing Audit trail feature. • Authorising access rights for new joiners; • Timely removal of user access rights; • Logging and monitoring of user activities; • granting, potential use, and the removal of these access rights; • Segregation of duties including access to multiple systems that could circumvent • segregation controls; <p>We updated our understanding of Company's key IT applications and IT transitions that impacted our financial statement audits by carrying out walk-through tests.</p> <p>We identified applications that were critical to our audit and therefore included in our audit scope.</p> <p>We also assessed the risk associated with any key business or IT changes and identified and tested application and IT dependent manual controls that we considered key to the business processes related to financial reporting.</p> <p>Our audit approach involved central testing of ITGCs that we considered important to the financial statements, including:</p> <ul style="list-style-type: none"> • management of changes to systems; • management of access to systems; and • management of IT operations. <p>We tested the implementation and operating effectiveness of management's remediated Access Management controls and found them to be effective in FY 2023.</p>

Key Audit Matters

Valuation of investment in certain equity interests of an unlisted company

(Refer note no. 2.11 of the consolidated financial statements)

The Company has accounted investment in certain equity interests of an unlisted company (the "Investment") which owned the largest Stock Exchange of the country, as a "Strategic Investment" financial asset which is subject to fair value revaluation at each reporting date.

The Investment at March 31, 2023 was valued consistently as per the method as prescribed in applicable accounting standards. With reference to the valuation, management had estimated the fair value of the Investment at ₹ 6,40,596 lakhs as on March 31, 2023. The Investment is operating in an emerging industry and its fair value is highly dependent on its future plan, the valuation involved significant management judgements. Accordingly, the valuation of the Investment was considered as one of the key audit matters. The fair value was determined based on the average of Traded price in the last six months. The valuation involved significant reliance on the perception of the Shares in the market, along with understanding of future projection of profitability, plans for listing of securities, discount rate, marketability discount etc.

Auditors' response to Key Audit Matters

Our audit procedures involved the following:

- Testing the mathematical accuracy;
- Evaluating the document and information provided by the management;
- Assessing the valuation methodology used by the Company to estimate the fair value of the Investment;
- Checking, on a sample basis, the accuracy and reasonableness of the input data provided by management, the supporting evidence, such as approved basis by the Audit Committee, and considering the reasonableness of these basis by comparing the basis to the historical results and market data.

INFORMATION OTHER THAN THE FINANCIAL STATEMENTS AND AUDITOR'S REPORT THEREON

The Company's management and Board of Directors are responsible for the other information. The other information comprises the financial performance highlights, board report including annexures to the Board Report, report on corporate governance and other information included in the Company's annual report, but does not include the financial statements and our auditor's report thereon.

Our opinion on the consolidated financial statements does not cover the other information and we do not express any form of assurance conclusion thereon.

In connection with our audit of the consolidated financial statements, our responsibility is to read the other information and, in doing so, consider whether the other information is materially inconsistent with the consolidated financial statements or our knowledge obtained in the audit or otherwise appears to be materially misstated.

If, based on the work we have performed and on the work done/audit report of other auditors, we conclude that there is a material misstatement of this other information, we are required to report that fact. We have nothing to report in this regard.

RESPONSIBILITIES OF MANAGEMENT AND THOSE CHARGED WITH GOVERNANCE FOR THE CONSOLIDATED FINANCIAL STATEMENTS

The Holding Company's management and Board of Directors is responsible for the preparation and presentation of these consolidated financial statements that give a true and fair

view of the consolidated state of affairs, consolidated profit (including other comprehensive income), consolidated changes in equity and consolidated cash flows of the Group including its associates and jointly controlled entities in accordance with the accounting principles generally accepted in India, including the Accounting Standards specified under section 133 of the Act

The respective management and Board of Directors of the entities included in the Group are responsible for maintenance of adequate accounting records in accordance with the provisions of the Act for safeguarding of the assets of each entity and for preventing and detecting frauds and other irregularities; selection and application of appropriate accounting policies; making judgments and estimates that are reasonable and prudent; and design, implementation and maintenance of adequate internal financial controls, that were operating effectively for ensuring the accuracy and completeness of the accounting records, relevant to the preparation and presentation of the consolidated financial statements that give a true and fair view and are free from material misstatement, whether due to fraud or error, which have been used for the purpose of preparation of the consolidated financial statements by the management and Board of Directors of the Holding Company, as aforesaid.

In preparing the consolidated financial statements, the respective management and Board of Directors of the entities included in the Group are responsible for assessing the ability of each entity to continue as a going concern, disclosing, as applicable, matters related to going concern and using the going concern basis of accounting unless the respective management and Board of Directors either intends to liquidate the entity or to cease operations, or has no realistic alternative but to do so.

The respective Board of Directors of the entities included in the Group is responsible for overseeing the financial reporting process of each entity.

AUDITOR'S RESPONSIBILITIES FOR THE AUDIT OF THE CONSOLIDATED FINANCIAL STATEMENTS

Our objectives are to obtain reasonable assurance about whether the consolidated financial statements as a whole are free from material misstatement, whether due to fraud or error, and to issue an auditor's report that includes our opinion. Reasonable assurance is a high level of assurance, but is not a guarantee that an audit conducted in accordance with SAs will always detect a material misstatement when it exists. Misstatements can arise from fraud or error and are considered material if, individually or in the aggregate, they could reasonably be expected to influence the economic decisions of users taken on the basis of these consolidated financial statements.

As part of an audit in accordance with SAs, we exercise professional judgment and maintain professional skepticism throughout the audit. We also:

- Identify and assess the risks of material misstatement of the consolidated financial statements, whether due to fraud or error, design and perform audit procedures responsive to those risks, and obtain audit evidence that is sufficient and appropriate to provide a basis for our opinion. The risk of not detecting a material misstatement resulting from fraud is higher than for one resulting from error, as fraud may involve collusion, forgery, intentional omissions, misrepresentations, or the override of internal control.
- Obtain an understanding of internal control relevant to the audit in order to design audit procedures that are appropriate in the circumstances, but not for the purpose of expressing an opinion on whether the Company has in place an adequate internal financial controls system over financial reporting and the operating effectiveness of such controls.
- Evaluate the appropriateness of accounting policies used and the reasonableness of accounting estimates and related disclosures in the consolidated financial statements made by management and the Board of Directors of the Holding Company.
- Conclude on the appropriateness of use of the going concern basis of accounting in preparation of consolidated financial statements by management and Board of Directors of Holding Company and based on the audit evidence obtained, whether a material uncertainty exists related to events or conditions that may cast significant doubt on appropriateness of this assumption. If we conclude that a material uncertainty exists, we are required to draw attention in our auditor's report to the related disclosures in the consolidated financial statements or, if such disclosures are inadequate, to modify our opinion. Our conclusions are based on the audit evidence obtained up to the date of our auditor's report. However, future events or

conditions may cause the Group (Holding Company and its subsidiaries) to cease to continue as a going concern.

- Evaluate the overall presentation, structure and content of the consolidated financial statements, including the disclosures, and whether the consolidated financial statements represent the underlying transactions and events in a manner that achieves fair presentation.
- Obtain sufficient appropriate audit evidence regarding the financial information of the entities or business activities within the Group and its associates and jointly controlled entities to express an opinion on the consolidated financial statements. We are responsible for the direction, supervision and performance of the audit of the financial statements of such entities included in the consolidated financial statements of which we are the independent auditors. For the other entities included in the consolidated financial statements, which have been audited by other auditors, such other auditors remain responsible for the direction, supervision and performance of the audits carried out by them. We remain solely responsible for our audit opinion

Materiality is the magnitude of misstatements in the consolidated financial statements that, individually or in aggregate, makes it probable that the economic decisions of a reasonably knowledgeable user of the consolidated financial statements may be influenced. We consider quantitative materiality and qualitative factors in (i) planning the scope of our audit work and in evaluating the results of our work; and (ii) to evaluate the effect of any identified misstatements in the consolidated financial statements.

We communicate with those charged with governance of the Holding Company regarding, among other matters, the planned scope and timing of the audit and significant audit findings including any significant deficiencies in internal control that we identify during our audit.

We also provide those charged with governance with a statement that we have complied with relevant ethical requirements regarding independence, and to communicate with them all relationships and other matters that may reasonably be thought to bear on our independence, and where applicable, related safeguards.

From the matters communicated with those charged to governance, we determine those matters that were most significant in the audit of consolidated financial statements for the current period and therefore the key audit matters. We describe these matters in the auditor's report unless the law or regulation precludes public disclosure about the matter or when, in extremely rare circumstances, we determine that a matter should not be communicated in our report because the adverse consequences of doing so would reasonably be expected to outweigh the public interest benefits of such communication.

OTHER MATTERS

1. We did not audit the financial statements of the subsidiaries as mentioned above, whose financial statements reflect total assets of ₹ 45,759.88 Lakhs as at **March 31, 2023**, total revenues of ₹ 18,038.45 Lakhs and net cash flows amounting to ₹ (9,287.00) Lakhs for the period ended on that date, as considered in the consolidated financial statements. The consolidated financial statements also include the Group's share of net profit (After OCI) of ₹ 1,808.83 Lakhs for the period ended **March 31, 2023**. These financial statements have been audited by the respective company statutory auditors' whose audit reports have been furnished to us by the Management and our opinion on the consolidated financial statements, in so far as it relates to the amounts and disclosures included in respect of these subsidiaries, and our report in terms of sub-section (3) of Section 143 of the Act, in so far as it relates to the aforesaid subsidiaries, jointly controlled entities and associates, is based solely on the reports of the such other auditors.
2. The audit of Consolidated Financial Statements for the year ended March 31, 2022 was carried out by the auditor, M/s Sarda & Pareek LLP Chartered Accountants, the predecessor audit firm, who have issued unmodified audit report dated May 09, 2022 which has been furnished to us by the management and relied upon by us for the purpose of our audit of the Consolidated Financial Statements.

Our opinion on the consolidated financial statements is not modified in respect of the above matters with respect to our reliance on the work done and the reports of the other auditors and the financial statements / financial information certified by the Management.

REPORT ON OTHER LEGAL AND REGULATORY REQUIREMENTS

1. As required by Section 143(3) of the Act, we report that:
 - a. We have sought and obtained all the information and explanations which to the best of our knowledge and belief were necessary for the purposes of our audit.
 - b. In our opinion, proper books of account as required by law have been kept by the Company so far as it appears from our examination of those books.
 - c. The Consolidated Balance Sheet, the Consolidated Statement of Profit and Loss, the Consolidated Statement of Changes in Equity and the Consolidated Cash Flow Statement dealt with by this Report are in agreement with the books of account.
 - d. In our opinion, the aforesaid consolidated financial statements comply with the Accounting Standards specified under Section 133 of the Act, read with Rule 3 of the Companies (Accounts) Rules, 2015.
 - e. We have been informed that the provisions of the section 164(2) of the Act in respect of the

disqualification of directors are not applicable to the Holding Company and its Subsidiaries incorporated in India, being a Government Company in terms of notification no. G.S.R. 463(E) dated June 5, 2015 issued by the Ministry of Corporate Affairs, Government of India.

- f. With respect to the adequacy of the internal financial controls over financial reporting of the Company and the operating effectiveness of such controls, refer to our separate Report in "**Annexure A**".
- g. With respect to the other matters to be included in the Auditors' Report in accordance with the requirements of section 197(16) of the Act, as amended:

We are informed that the provisions of Section 197 read with Schedule V of the Act, relating to managerial remuneration are not applicable to the Company, being a Government Company, in terms of Ministry of Corporate Affairs Notification no. G.S.R. 463 (E) dated 5th June, 2015.

- h. With respect to the other matters to be included in the Auditor's Report in accordance with Rule 11 of the Companies (Audit and Auditors) Rules, 2014, in our opinion and to the best of our information and according to the explanations given to us:
 - a. The Company has disclosed the impact of pending litigations as at March 31, 2023 on its financial position in its consolidated financial statements – Refer Note 41(A) & 43 to the consolidated financial statements;
 - b. The Company did not have any long-term contracts including derivative contracts for which there were any material foreseeable losses;
 - c. There has been no delay in transferring amounts, required to be transferred, to the Investor Education and Protection Fund by the Company.
 - d. (i) The management has represented that, to the best of its knowledge and belief, other than as disclosed in notes to the accounts, no funds have been advanced or loaned or invested (either from borrowed funds or share premium or any other sources or kind of funds) by the Company to or in any other persons or entities, including foreign entities ("Intermediaries"), with the understanding, whether recorded in writing or otherwise, that the Intermediary shall:
 - directly or indirectly lend or invest in other persons or entities identified in any manner whatsoever ("Ultimate Beneficiaries") by or on behalf of the Company or

- provide any guarantee, security or the like to or on behalf of the Ultimate Beneficiaries.
- (ii) The management has represented, that, to the best of its knowledge and belief, other than as disclosed in notes to the accounts, no funds have been received by the Company from any persons or entities, including foreign entities ("Funding Parties"), with the understanding, whether recorded in writing or otherwise, that the Company shall:
- directly or indirectly, lend or invest in other persons or entities identified in any manner whatsoever ("Ultimate Beneficiaries") by or on behalf of the Funding Party or
 - provide any guarantee, security or the like from or on behalf of the Ultimate Beneficiaries; and
- (iii) Based on such audit procedures as considered reasonable and appropriate in the circumstances, nothing has come to our notice that has caused us to believe
- that the representations under sub-clause (d) (i) and (d) (ii) contain any material mis-statement.
- e. The dividend declared or paid during the year by the Company is in compliance with Section 123 of the Act.
- f. No comments have been offered as regards the maintenance of books of account using accounting software which has a feature of recording audit trail (edit log) facility under Rule 11(g) of Companies (Audit and Auditors) Rules, 2014 since the said requirements under proviso to Rule 3(1) of the Companies (Accounts) Rules, 2014 are not applicable to the Company for the financial year ended on March 31, 2023.

For G. D. Apte & Co.
Chartered Accountants
Firm registration number: 100515W

Chetan R. Sapre
Partner
Membership No: 116952
UDIN : 23116952BGTHWR5259

Place : Mumbai
Date : May 12, 2023

Annexure A to the Independent Auditor's Report

(Referred to in paragraph I (f) under 'Report on Other Legal and Regulatory Requirements' of our report of even date to the members of **Stock Holding Corporation of India Limited** on the Consolidated Financial Statements for the year ended March 31, 2023)

REPORT ON THE INTERNAL FINANCIAL CONTROLS OVER FINANCIAL REPORTING UNDER CLAUSE (I) OF SUB-SECTION 3 OF SECTION 143 OF THE COMPANIES ACT, 2013 ("THE ACT")

In conjunction with our audit of the consolidated financial statements of the Company as of and for the year ended March 31, 2023, we have audited the internal financial controls over financial reporting of **Stock Holding Corporation of India Limited** ("the Holding Company") and its subsidiaries (Holding Company and its subsidiaries together referred to as "the Group"), its associates and jointly controlled entities which are incorporated in India, as of that date.

MANAGEMENT'S RESPONSIBILITY FOR INTERNAL FINANCIAL CONTROLS

The respective management of the Holding Company, its subsidiary Companies, Joint Ventures and Associates, which are incorporated in India, are responsible for establishing and maintaining internal financial controls based on the internal control over financial reporting criteria established by the Company considering the essential components of internal control stated in the Guidance Note on Audit of Internal Financial Controls over Financial Reporting issued by the Institute of Chartered Accountants of India. These responsibilities include the design, implementation and maintenance of adequate internal financial controls that were operating effectively for ensuring the orderly and efficient conduct of its business, including adherence to company's policies, the safeguarding of its assets, the prevention and detection of frauds and errors, the accuracy and completeness of the accounting records, and the timely preparation of reliable financial information, as required under the Companies Act, 2013.

AUDITOR'S RESPONSIBILITY

Our responsibility is to express an opinion on the internal financial controls over financial reporting of the Company based on our audit. We conducted our audit in accordance with the Guidance Note on Audit of Internal Financial Controls Over Financial Reporting (the "Guidance Note") issued by the Institute of Chartered Accountants of India and the Standards on Auditing prescribed under Section 143(10) of the Companies Act, 2013, to the extent applicable to an audit of internal financial controls. Those Standards and the Guidance Note

require that we comply with ethical requirements and plan and perform the audit to obtain reasonable assurance about whether adequate internal financial controls over financial reporting was established and maintained and if such controls operated effectively in all material respects.

Our audit involves performing procedures to obtain audit evidence about the adequacy of the internal financial controls system over financial reporting and their operating effectiveness. Our audit of internal financial controls over financial reporting included obtaining an understanding of internal financial controls over financial reporting, assessing the risk that a material weakness exists, and testing and evaluating the design and operating effectiveness of internal control based on the assessed risk. The procedures selected depend on the auditor's judgment, including the assessment of the risks of material misstatement of the financial statements, whether due to fraud or error.

We believe that the audit evidence we have obtained is sufficient and appropriate to provide a basis for our audit opinion on the Company's internal financial controls system over financial reporting

MEANING OF INTERNAL FINANCIAL CONTROL OVER FINANCIAL REPORTING

A company's internal financial control over financial reporting is a process designed to provide reasonable assurance regarding the reliability of financial reporting and the preparation of financial statements for external purposes in accordance with generally accepted accounting principles. A company's internal financial control over financial reporting includes those policies and procedures that (1) Pertain to the maintenance of records that, in reasonable detail, accurately and fairly reflect the transactions and dispositions of the assets of the company; (2) Provide reasonable assurance that transactions are recorded as necessary to permit preparation of financial statements in accordance with generally accepted accounting principles, and that receipts and expenditures of the company are being made only in accordance with authorizations of management and directors of the company; (3) Provide reasonable assurance regarding prevention or timely detection of unauthorized acquisition, use, or disposition of the company's assets that could have a material effect on the financial statements.

LIMITATIONS OF INTERNAL FINANCIAL CONTROLS OVER FINANCIAL REPORTING

Because of the inherent limitations of internal financial controls over financial reporting, including the possibility of collusion or improper management override of controls, material

misstatements due to error or fraud may occur and not be detected. Also, projections of any evaluation of the internal financial controls over financial reporting to future periods are subject to the risk that the internal financial control over financial reporting may become inadequate because of changes in conditions, or that the degree of compliance with the policies or procedures may deteriorate.

OPINION

In our opinion, the Holding Company, its subsidiary Companies, Joint Ventures and Associates, which are incorporated in India, have, in all material respects, an adequate internal financial controls system over financial reporting and such internal financial controls over financial reporting were operating effectively as at March 31, 2023, based on the internal control

over financial reporting criteria established by the Company considering the essential components of internal control stated in the Guidance Note issued by the Institute of Chartered Accountants of India.

**For G. D. Apte & Co.
Chartered Accountants
Firm registration number: 100515W**

**Chetan R. Sapre
Partner
Membership No: 116952
UDIN : 23116952BGTHWR5259**

**Place : Mumbai
Date : May 12, 2023**

COMMENTS OF THE COMPTROLLER AND AUDITOR GENERAL OF INDIA UNDER SECTION 143 (6) (b) READ WITH SECTION 129 (4) OF THE COMPANIES ACT, 2013 ON THE CONSOLIDATED FINANCIAL STATEMENTS OF STOCK HOLDING CORPORATION OF INDIA LIMITED FOR THE YEAR ENDED 31 MARCH 2023.

The preparation of consolidated financial statements of Stock Holding Corporation of India Limited for the year ended 31 March 2023 in accordance with the financial reporting framework prescribed under the Companies Act, 2013 (Act) is the responsibility of the management of the company. The statutory auditor appointed by the Comptroller and Auditor General of India under section 139 (5) read with section 129 (4) of the Act is responsible for expressing opinion on the financial statements under section 143 read with section 129 (4) of the Act based on independent audit in accordance with the standards on auditing prescribed under section 143 (10) of the Act. This is stated to have been done by them vide their Audit Report dated 12.05.2023.

I, on behalf of the Comptroller and Auditor General of India, have conducted a supplementary audit of the consolidated financial statements of Stock Holding Corporation of India Limited for the year ended 31 March 2023 under section 143(6) (a) read with section 129(4) of the Act. We conducted a supplementary audit of the financial statements of Stock Holding Corporation of India Limited but did not conduct supplementary audit of the financial statements of StockHolding Services Limited, StockHolding Document Management Services Limited and StockHolding Securities IFSC Limited for the year ended on that date. This supplementary audit has been carried out independently without access to the working papers of the statutory auditors and is limited primarily to inquiries of the statutory auditors and company personnel and a selective examination of some of the accounting records.

Based on my supplementary audit, I would like to highlight the following significant matters under section 143 (6) (b) read with section 129 (4) of the Act which have come to my attention and which in my view are necessary for enabling a better understanding of the financial statements and the related audit report:

Comments on Consolidated Financial Position

Other Financial Liabilities- ₹81192 lakh

The above does not include Rs.2039 lakh, being the interest earned on Fixed Deposits created out of the amount to be paid to the bondholders of Relief Bonds, issued by Reserve Bank of India through the Company, which has remained unclaimed by the bondholders. The interest of ₹2039 lakh has been booked by the Company as income over the years.

As the amount of the Fixed Deposit is not owned by the Company, the interest earned thereon is a liability and not an income of the Company. This has resulted in understatement of 'Other Financial Liabilities' by ₹2039 lakh with overstatement of 'Other Income' and 'Profit' for the current year by ₹118 lakh and overstatement of 'Reserves and Surplus' by ₹1921 lakh.

For and on behalf of the Comptroller & Auditor General of India

(Guljari Lal)

Director General of Audit (Shipping), Mumbai

Place : Mumbai

Date : 01-09-2023

STOCKHOLDING'S COMMENTS ON CAG SUPPLEMENTARY AUDIT OBSERVATIONS ON CONSOLIDATED FINANCIAL STATEMENTS CONDUCTED FOR FINANCIAL YEAR 2022-2023

StockHolding's Management comments

The Corporation since 1998 has been servicing the Bondholders of Relief Bonds in accordance with the terms notified by the RBI. While doing so, for various reasons payments instructions to bankers for a few bond holders gets returned by their bankers. The Corporation makes all necessary efforts to reach out to such bond holders to repay the unencashed redemption/half yearly interest proceeds. The unencashed amounts in the interim period is held in the bank accounts of the Corporation and reflected in the financial statements as a liability.

The Reserve Bank of India on 11th September, '23 has issued directives to Banks/StockHolding in respect of unencashed deposits with them on account of redemption proceeds on maturity of Relief Bonds/Savings Bonds, and half yearly interest payments thereon.

The directives required the Banks/StockHolding to remit such unclaimed payments back to RBI as per the timelines specified therein.

StockHolding has complied with the said directives and will continue to adhere to the same. Thus, the Corporation has complied with the applicable service requirements, Accounting Standards, disclosure requirements and duly discharged the tax liabilities.

Place: Mumbai
Date: September 26, 2023

Vinay E Purohit
Chief Financial Officer

Shashikant L. Nayak
Company Secretary
FCS 7061

Ashok Kumar Motwani
Independent Director
DIN 00088225

STATUTORY AUDITOR'S COMMENTS

We concur with the replies given by the Management. As explained by the Management, these unencashed amount towards redemption including interest (Half yearly coupon payments and coupon payments till date of maturity) on these Relief Bonds are kept in separate Bank Accounts and is reflected in financial statements of the Company as liability towards these Bondholders and no further liability is payable by the Company to the bondholders, as per the terms and conditions of the Relief bonds issuance. Interest income earned on the unencashed amount is considered as income by the company.

Further to the directives issued by RBI on 11th September, 2023 to Banks/ StockHolding in respect of unclaimed deposits with Banks/ StockHolding on account of redemption proceeds on maturity of Relief Bonds/ Savings Bonds and half yearly interest therein, the Company has remitted the said amount back to RBI, adhering to the guidelines therein.

Place : Mumbai
Date : September 26, 2023

Chetan Sapre
Partner – G. D. Apte & Co.
Membership no.116952

Consolidated Balance Sheet

As at March 31, 2023

Particulars	Note	(₹ in Lakhs)	
		As at March 31, 2023	As at March 31, 2022
ASSETS			
I. Non Current Assets			
a) Property, Plant and Equipment	4	18,634	16,494
b) Capital Work-In-Progress	4	549	1,151
c) Other Intangible Assets	5	324	437
d) Intangible Assets under development	5	564	411
e) Right of Use Assets	6	5,223	4,135
f) Financial Assets			
(i) Investments	7	6,46,888	4,81,793
(ii) Loans	8	47	54
(iii) Other Financial Assets	9	18,979	25,033
g) Non Current Tax Assets (net)	10	3,008	4,774
h) Other Non-current Assets	11	664	627
Total Non Current Assets		6,94,880	5,34,909
II. Current Assets			
a) Financial Assets			
(i) Investments	12	6,755	2,584
(ii) Trade Receivables	13	20,804	21,220
(iii) Cash and Cash Equivalents	14	70,845	70,294
(iv) Bank balances other than Cash and Cash Equivalents	15	61,160	42,777
(v) Loans	16	82	78
(vi) Other Financial Assets	17	60,736	54,857
b) Other Current Assets	18	3,979	5,144
Total Current Assets		2,24,361	1,96,954
TOTAL ASSETS		9,19,241	7,31,863
EQUITY AND LIABILITIES			
I. EQUITY			
a) Equity Share Capital	19	2,105	2,105
b) Other Equity		5,98,454	4,57,366
		6,00,559	4,59,471
LIABILITIES			
II. Non-Current Liabilities			
a) Financial Liabilities			
(i) Borrowings	20	1,185	470
(ii) Lease Liabilities	21	4,040	3,089
b) Provisions	22	3,824	3,857
c) Deferred Tax Liabilities (net)	23	1,43,506	1,05,891
d) Other Non-Current Liabilities	24	2,366	2,326
Total Non-Current Liabilities		1,54,921	1,15,633
III. Current Liabilities			
a) Financial Liabilities			
(i) Borrowings	25	5,660	2,043
(ii) Lease Liabilities	26	1,838	1,621
(iii) Trade Payables	27		
Total outstanding dues of micro enterprises and small enterprises		105	87
Total outstanding dues of creditors other than micro enterprises and small enterprises		18,746	30,090
(iv) Other Financial Liabilities	28	81,192	81,070
b) Other Current Liabilities	29	55,911	40,961
c) Provisions	30	300	160
d) Current tax liabilities(Net)	31	9	727
Total Current Liabilities		1,63,761	1,56,759
TOTAL EQUITY AND LIABILITIES		9,19,241	7,31,863

Significant Accounting Policies

2

The accompanying Notes are an integral part of the Consolidated Financial Statements 1 to 73

As per our report of even date

For and on behalf of

G. D. Apte & Co.

Chartered Accountants

Firm Registration No: 100515W

For and on behalf of the Board of Directors

Chetan Sapre

Partner

Membership No : 116952

Shashikant Nayak

Company Secretary

FCS 7061

Vinay E Purohit

Chief Financial Officer

Prasoon

Director

DIN 03599426

Ashok Kumar Motwani

Director

DIN No: 00088225

Animesh Chauhan

Director

DIN 02060457

Place : Mumbai

Date : May 12, 2023

Consolidated Statement of Profit and Loss

For the year ended March 31, 2023

(₹ in Lakhs)

Particulars	Note	Year ended March 31, 2023	Year ended March 31, 2022
I. INCOME:			
Revenue from Operations	32	59,399	56,735
Other Income	33	17,516	13,212
TOTAL INCOME		76,915	69,947
II. EXPENSES:			
Purchases of Stock-in-Trade		61	1,039
Employee Benefit Expenses	34	18,176	19,188
Finance Costs	35	736	668
Sub Brokerage Expenses	36	677	1,271
Depreciation and Amortisation Expenses	4 & 5	2,501	2,040
Depreciation on Right of Use Assets	6	2,038	1,895
Other Expenses	37	30,391	25,432
TOTAL EXPENSES		54,580	51,533
III. PROFIT BEFORE EXCEPTIONAL ITEMS AND TAX (I - II)		22,335	18,414
IV. EXCEPTIONAL ITEMS		57	285
V. PROFIT BEFORE TAX AND AFTER EXCEPTIONAL ITEMS (III - IV)		22,278	18,129
VI. TAX EXPENSE			
- Current Tax		4,091	3,328
- Deferred Tax		(290)	(30)
		3,801	3,298
VII. PROFIT AFTER TAX (FROM CONTINUING OPERATIONS) (V - VI)		18,477	14,831
VIII. OTHER COMPREHENSIVE INCOME			
(a) Items that will not be reclassified to profit and loss in subsequent periods:			
Remeasurement of Defined Benefit Plan		187	161
Fair Value movement of equity instruments designated at FVTOCI		1,67,560	2,30,351
Income tax relating to remeasurement of Defined Benefit Plan- Gains/(Losses)		(47)	(25)
Income tax relating to fair value movement of equity instruments		(37,859)	(51,576)
Net OCI items not reclassified to profit and loss in subsequent periods		1,29,841	1,78,911
(b) Items that will be reclassified to profit and loss in subsequent periods:			
Foreign currency translation reserve		130	50
Net OCI items reclassified to profit and loss in subsequent periods		130	50
Other Comprehensive Income (net of tax) (VIII (a) + VIII (b))		1,29,971	1,78,961
IX. TOTAL COMPREHENSIVE INCOME (VII+VIII)		1,48,448	1,93,792
Total comprehensive income attributable to:			
Non-controlling interest		69,979	91,354
Owners of the parent		78,469	1,02,438
X. Earnings per Equity Share (for continuing operations) (Refer Note 50)			
Nominal value per share : ₹ 10			
(1) Basic		87.76	70.44
(2) Diluted		87.76	70.44

Significant Accounting Policies

2

The accompanying Notes are an integral part of the Consolidated Financial Statements 1 to 73

As per our report of even date

For and on behalf of

G. D. Apte & Co.

Chartered Accountants

Firm Registration No: 100515W

For and on behalf of the Board of Directors

Chetan Sapre

Partner

Membership No : 116952

Shashikant Nayak

Company Secretary

FCS 7061

Vinay E Purohit

Chief Financial Officer

Prasoon

Director

DIN 03599426

Ashok Kumar Motwani

Director

DIN No: 00088225

Animesh Chauhan

Director

DIN 02060457

Place : Mumbai

Date : May 12, 2023

Consolidated Statement of Changes in Equity

For the year ended March 31, 2023

A EQUITY SHARE CAPITAL

i) Current reporting period

(₹ in Lakhs)

Particulars	Balance at the beginning of the reporting date	Changes in Equity Share Capital due to prior period errors	Restated balance at the beginning of the current reporting period	Changes in equity share capital during the year	Balance at the end of the reporting date
Balance as at March 31, 2023	2,105.00	-	-	-	2,105.00

ii) Previous reporting period

(₹ in Lakhs)

Particulars	Balance at the beginning of the reporting date	Changes in Equity Share Capital due to prior period errors	Restated balance at the beginning of the current reporting period	Changes in equity share capital during the year	Balance at the end of the reporting date
Balance as at March 31, 2022	2,105.00	-	-	-	2,105.00

B OTHER EQUITY

CONSOLIDATED STATEMENT OF CHANGES IN OTHER EQUITY FOR THE YEAR ENDED MARCH 31, 2023

(₹ in Lakhs)

Particulars	Reserves & Surplus					Other Comprehensive Income (OCI)		Total
	Retained Earnings	Securities Premium Account	Foreign Currency Translation Reserve	General Reserve	Contingency Reserve #	Remeasurement of Defined Benefit Plan-Gains/(Losses)	Fair value movement equity instruments designated at FVTOCI	
Balance as at April 01, 2022	1,28,486	527	116	18,272	6,819	(199)	3,03,345	4,57,366
Changes in Accounting Policy or Prior Period Items	9	-	-	-	-	-	-	9
Comprehensive Income for the current year	18,477	-	-	-	-	-	-	18,477
Interim Dividend (Dividend per share ₹ 23.50)	(4,948)	-	-	-	-	-	-	(4,948)
Final Dividend (Dividend per share ₹ 11.50)	(2,421)	-	-	-	-	-	-	(2,421)
Transfer to General Reserve	(1,366)	-	-	1,366	-	-	-	-
Defined Employee benefit cost	-	-	-	-	-	187	-	187
Tax Impact	-	-	-	-	-	(47)	(37,859)	(37,906)
Fair value movement equity instruments designated at FVTOCI	-	-	-	-	-	-	1,67,560	1,67,560
Foreign Currency Translation Reserve	-	-	130	-	-	-	-	130
Transfer to Contingency Reserve	(5,200)	-	-	-	5,200	-	-	-
Closing Balance as at March 31, 2023	1,33,037	527	246	19,638	12,019	(59)	4,33,046	5,98,454

Consolidated Statement of Changes in Equity

For the year ended March 31, 2023

CONSOLIDATED STATEMENT OF CHANGES IN OTHER EQUITY FOR THE YEAR ENDED MARCH 31, 2022

(₹ in Lakhs)

Particulars	Reserves & Surplus					Other Comprehensive Income (OCI)		Total
	Retained Earnings	Securities Premium Account	Foreign Currency Translation Reserve	General Reserve	Contingency Reserve #	Remeasurement of Defined Benefit Plan-Gains/(Losses)	Fair value movement equity instruments designated at FVTOCI	
Balance as at April 01, 2021	1,22,798	527	66	17,584	3,730	-	1,24,555	2,69,260
Comprehensive Income for the current year	14,831	-	-	-	-	-	-	14,831
Interim Dividend (Dividend per share ₹ 19.00)	(4,000)	-	-	-	-	-	-	(4,000)
Final Dividend (Dividend per share ₹ 8.00)	(1,685)	-	-	-	-	-	-	(1,685)
Transfer to General Reserve	(688)	-	-	688	-	-	-	-
Transfer of remeasurement of Defined Benefit Plan-Gains/(Losses) to OCI Reserves	319	-	-	-	-	(319)	-	-
Defined Employee benefit cost	-	-	-	-	-	161	-	161
Tax Impact	-	-	-	-	-	(41)	(51,561)	(51,602)
Fair value movement equity instruments designated at FVTOCI	-	-	-	-	-	-	2,30,351	2,30,351
Foreign Currency Translation Reserve	-	-	50	-	-	-	-	50
Transfer to Contingency Reserve	(3,089)	-	-	-	3,089	-	-	-
Closing Balance as at March 31, 2022	1,28,486	527	116	18,272	6,819	(199)	3,03,345	4,57,366

This reserve is set aside for contingencies which may arise in future

Significant Accounting Policies

2

The accompanying Notes are an integral part of the Consolidated Financial Statements **1 to 73**

As per our report of even date

For and on behalf of

G. D. Apte & Co.

Chartered Accountants

Firm Registration No: 100515W

For and on behalf of the Board of Directors

Chetan Sapre

Partner

Membership No : 116952

Shashikant Nayak

Company Secretary

FCS 7061

Vinay E Purohit

Chief Financial Officer

Prasoon

Director

DIN 03599426

Place : Mumbai

Date : May 12, 2023

Ashok Kumar Motwani

Director

DIN No: 00088225

Animesh Chauhan

Director

DIN 02060457

Consolidated Cash Flow Statement

For the year ended March 31, 2023

Particulars	(₹ in Lakhs)	
	Year ended March 31, 2023	Year ended March 31, 2022
A CASH FLOW FROM OPERATING ACTIVITIES		
Profit before Tax after exceptional items	22,278	18,129
Adjusted for :		
Depreciation	2,501	2,324
Depreciation on Right of Use Lease Assets	2,038	1,895
(Profit)/Loss on sale of investments	27	(65)
(Profit)/Loss on sale of fixed assets/Scrap	(22)	(1)
Fair value (gain)/loss on investments measured at FVTPL	23	(47)
Other Non Cash items of INDAS	133	161
Dividend Income	(9,258)	(5,468)
Interest Income	(6,610)	(4,736)
Interest paid	194	182
Interest on Right of Use Lease Assets	542	486
Lease payments	(2,514)	(2,418)
Bad debts written off	229	315
Provision for doubtful debts /(written back)	1,144	(621)
Provision for impairment of Financial Instruments	3	3
Foreign Exchange translation	130	50
Sundry balances written back	(1,274)	(607)
Finance Income	-	92
Finance Cost	-	8
Operating Profit before working capital changes	9,564	9,682
Changes in working capital		
Adjustments for (increase) / decrease in operating assets :		
(Increase)/decrease in trade receivables	(1,004)	(7,461)
(Increase)/decrease in stock in trade	-	2
(Increase)/decrease in loan and advances	(5,887)	69,683
(Increase)/ decrease in other current assets	1,157	(1,765)
Adjustments for increase / (decrease) in operating liabilities :		
Increase/(decrease) in trade payables	(10,053)	8,772
Increase/(decrease) in provisions	107	223
Increase/(decrease) in other current liabilities	14,272	10,091
Increase/(decrease) in long term liabilities	(181)	(75,978)
Cash generated from operations	7,975	13,249
Direct Taxes (paid)/ refund received (net)	(2,325)	(4,873)
NET CASH FROM / (USED IN) OPERATING ACTIVITIES	5,650	8,376
B CASH FLOW FROM INVESTING ACTIVITIES		
Capital expenditure on fixed assets including capital advances	(3,820)	(3,227)
Proceeds from sale of fixed assets/Scrap	106	663
Purchase of Investments	(5,196)	(2,996)
Proceeds from sale of investments	3,503	1,307
Current and non current Bank deposits:		
- matured (net)	(12,329)	792
Decrease/ (Increase) in earmarked bank balances	-	*
Interest received	6,610	4,585
Dividend received	9,258	5,468
NET CASH FROM / (USED IN) INVESTING ACTIVITIES	(1,868)	6,592

Consolidated Cash Flow Statement

For the year ended March 31, 2023

Particulars	(₹ in Lakhs)	
	Year ended March 31, 2023	Year ended March 31, 2022
C CASH FLOW FROM FINANCING ACTIVITIES		
Short term borrowings/ (repayments) (net)	4,332	501
Interest paid	(194)	(182)
Dividend Paid	(7,369)	(5,685)
NET CASH (USED IN) FINANCING ACTIVITIES	(3,231)	(5,366)
NET (DECREASE) / INCREASE IN CASH AND CASH EQUIVALENTS	551	9,602
Cash and cash equivalents (Opening Balance)	70,294	60,692
Cash and cash equivalents (Closing Balance)	70,845	70,294
Notes :		
(1) Components of Cash and Cash equivalents		
Balances with banks - In current accounts	63,280	47,143
Balances with banks - In deposit accounts with original maturity less than 3 months	7,169	14,325
Cash and cheques on hand	396	326
Money lent in TREPS	-	8,500
Cash & Cash Equivalents considered for Cash flow	70,845	70,294
(2) Other Bank Balances	61,160	42,777
Cash and Bank Balances as per note 14 & 15	1,32,005	1,13,071

Notes

- i) The Company's bankers have sanctioned total fund-based limits of ₹ 23,408 Lakhs (March 31, 2022 - ₹ 28,408 Lakhs) to finance working capital requirements. The limit of ₹ Nil Lakhs (March 31, 2022- ₹ 182 Lakhs) were utilised as on March 31, 2023. The Company has an overdraft facility with State Bank of India secured against fixed deposits. Limit of ₹ 1,180 Lakhs (March 31, 2022 - ₹ 1,796 Lakhs) were utilized as on March 31, 2023.
- ii) The above cash flow statement has been prepared under the "Indirect Method" as set out in the Ind AS-7 on "Statement of Cash Flows".
- iii) * Denotes amount less than ₹ 1 Lakh

As per our report of even date

For and on behalf of

G. D. Apte & Co.

Chartered Accountants

Firm Registration No: 100515W

For and on behalf of the Board of Directors

Chetan Sapre

Partner

Membership No : 116952

Shashikant Nayak

Company Secretary

FCS 7061

Vinay E Purohit

Chief Financial Officer

Prasoon

Director

DIN 03599426

Place : Mumbai

Date : May 12, 2023

Ashok Kumar Motwani

Director

DIN No: 00088225

Animesh Chauhan

Director

DIN 02060457

Notes to Consolidated Financial Statements

For the year ended March 31, 2023

1. CORPORATE INFORMATION

Stock Holding Corporation of India Ltd. (Stock Holding or Company) having CIN: U67190MH1986GOI040506 was promoted by the public financial institutions and incorporated as a limited company on July 28, 1986. It's registered office and principal place of business is 301, Centre Point, Dr.Babasaheb Ambedkar Road, Parel, Mumbai, India.

Stock Holding provides custodial and depository participant services, E-Stamping, professional clearing member services and other services. It provides services to institutional investors, banks, mutual funds and retail investors. Stock Holding also acts as a central record keeping agency for collection and payment of non-judicial stamp duty in various states of India.

Stock Holding Document Management Services Limited (formerly SHCIL Projects Limited) was incorporated on August 10, 2006 and is a wholly owned subsidiary of Stock Holding Corporation of India Ltd (Stock Holding). The Company provides physical custody services, digitization services and sale of software products & services. The Company's registered office is at Mahape, Navi Mumbai.

Stock Holding Services Limited (formerly known as SHCIL Services Limited), (Company or SSL) (formerly National Depository Corporation of India Ltd.) was incorporated on 14th February, 1995. It is engaged in the business of broking and advisory services from March 14, 2006. The Company's registered office is at Mahape, Navi Mumbai.

Stock Holding Securities IFSC Limited (SSIL or Company) was promoted by the Stock Holding Corporation of India Ltd. (Stock Holding) and incorporated as a limited company on July 16, 2018. It's registered office and principal place of business is 518, Signature Building, Gift SEZ, Gift City, Gandhinagar, Gujarat, India.

With effect from 28th March, 2014, Stock Holding Corporation of India Limited (Stock Holding) became a subsidiary of IFCI Ltd. and hence IFCI Ltd. is the Ultimate Holding Company for Stock Holding Services Limited (formerly known as SHCIL Services Ltd), for Stock Holding Securities IFSC Ltd and for Stock Holding Document Management Services Ltd from the said date.

The consolidated financial statements are approved by the Company's Board of Directors on May 12, 2023.

2. SIGNIFICANT ACCOUNTING POLICIES

2.1. Overall Consideration

The financial statements have been prepared using the significant accounting policies and measurement bases

summarised below. These were used throughout all periods presented in the financial statements, except where the Group Companies has applied certain accounting policies and exemptions upon transition to Ind-AS.

2.2. Basis of Preparation

These standalone financial statements comply in all material aspects with Indian Accounting Standards (Ind AS) notified under Section 133 of the Companies Act, 2013 ('the Act') read with Rule 3 of the Companies (Indian Accounting Standards) Rules, 2015 and relevant amendment rules issued thereafter.

The financial statements are prepared using the historical cost convention on accrual basis except for certain assets and liabilities where fair value model has been used, for eg.,

- i) Derivative financial instruments
- ii) Certain financial assets and liabilities measured at fair value (Refer Note No- 38)

Accordingly, the Company has prepared financial statements which comply with Ind-AS applicable for the year ended on March 31, 2023 together with comparative data for the year ended on March 31, 2022 as described in the summary of significant accounting policies.

The financial statements are presented in Indian National Rupees (INR), which is also the functional currency for the company and all values are rounded to the nearest lakhs, except when otherwise indicated.

Use of Estimates

The preparation of the financial statements in conformity with Ind AS requires management to make estimates, judgments and assumptions. These estimates, judgments and assumptions affect the application of accounting policies and the reported amounts of assets and liabilities, the disclosures of contingent assets and liabilities at the date of the financial statements and reported amounts of revenues and expenses during the period. Accounting estimates could change from period to period. Actual results could differ from those estimates. Appropriate changes in estimates are made as management becomes aware of changes in circumstances surrounding the estimates. Changes in estimates are reflected in the financial statements in the period in which changes are made and, if material, their effects are disclosed in the notes to the financial statements.

2.3. Basis of Consolidation

The consolidated financial statements comprise the financial statements of the Company and its subsidiaries

Notes to Consolidated Financial Statements

For the year ended March 31, 2023

for the year ended on March 31, 2023. Subsidiaries are all entities over which the group has control. The group controls an entity when the group is exposed to, or has rights to, variable returns from its involvement with the entity and has the ability to affect those returns through its power to direct the relevant activities of the entity. Subsidiaries are fully consolidated from the date on which control is transferred to the group.

The group combines the financial statements of the parent and its subsidiaries line by line adding together like items of assets, liabilities, equity, income and expenses. Intercompany transactions, balances and unrealised gains on transactions between group companies are eliminated. Unrealised losses are also eliminated unless the transaction provides evidence of an impairment of the transferred asset. Accounting policies of subsidiaries have been changed where necessary to ensure consistency with the policies adopted by the group.

Consolidated financial statements are prepared using uniform accounting policies for like transactions and other events in similar circumstances.

The financial statements of all entities used for the purpose of consolidation are drawn up to same reporting date as that of the parent company, i.e. year ended on March 31, 2023.

Following consolidation procedure is followed:

- (a) Combine like items of assets, liabilities, equity, income, expenses and cash flows of the parent with those of its subsidiaries. For this purpose, income and expenses of the subsidiary are based on the amounts of the assets and liabilities recognised in the consolidated financial statements at the acquisition date.
- (b) Offset (eliminate) the carrying amount of the parent's investment in each subsidiary and the parent's portion of equity of each subsidiary. Business combinations policy explains how to account for any related goodwill.
- (c) Eliminate in full intragroup assets and liabilities, equity, income, expenses and cash flows relating to transactions between entities of the group (profits or losses resulting from intragroup transactions that are recognised in assets, such as inventory and fixed assets, are eliminated in full). Intragroup losses may indicate an impairment that requires recognition in the consolidated financial statements. Ind AS 12 Income Taxes applies to temporary differences that arise from the elimination of profits and losses resulting from intragroup transactions.

Profit or loss and each component of other comprehensive income (OCI) are attributed to the equity holders of the parent of the Group and to the non-controlling interests, even if this results in the non-controlling interests having a deficit balance. When necessary, adjustments are made to the financial statements of subsidiaries to bring their accounting policies into line with the Group's accounting policies. All intra-group assets and liabilities, equity, income, expenses and cash flows relating to transactions between members of the Group are eliminated in full on consolidation.

2.4. Foreign Currency Translation

Foreign currency transactions and balances

- i) Transactions denominated in foreign currency are normally recorded at the exchange rate prevailing at the date of transaction
- ii) Any income or expenses on account of exchange difference either on settlement or on translation is recognised in the Statement of Profit and Loss
- iii) Monetary items denominated in foreign currencies at the balance sheet date are restated at balance sheet date rates
- iv) Non-monetary items denominated in foreign currencies are carried at cost

2.5. Revenue

The Group Companies recognise revenue from contracts with customers based on a five step model as set out in Ind-AS 115, Revenue from Contracts with Customers, to determine when to recognize revenue and at what amount. Revenue is measured based on the consideration specified in the contract with a customer. Revenue arises from the sale of goods and the rendering of services and Revenue towards satisfaction of a performance obligation is measured at the amount of transaction price (net of variable consideration) allocated to that performance obligation. The transaction price of goods sold and services rendered is excluding Goods and Services Tax and reduced by various discounts allowed/ schemes offered by the respective Company as a part of the contract.

The Group Companies applies the five-step approach for recognition of revenue:

1. Identification of contract(s) with customers;
2. Identification of the separate performance obligations in the contract;
3. Determination of transaction price;
4. Allocation of transaction price to the separate performance obligations; and

Notes to Consolidated Financial Statements

For the year ended March 31, 2023

5. Recognition of revenue when (or as) each performance obligation is satisfied

The Group Companies applies the revenue recognition criteria set out below to each separately identifiable component of the sales transaction. The consideration received from these multiple-component transactions is allocated to each separately identifiable component in proportion to its relative transaction price.

(a) Sale of Goods

Revenue from sale of goods is recognized on transfer of all significant risks and rewards of ownership to the buyer (net of Goods and Service Tax, sales returns, trade discount).

(b) Rendering of services

Custodial fees are accrued monthly on the basis of daily / weekly average holdings in custody or the net asset value of holding/assets under management in the electronic segment.

Service charges received are recognised as income on completion of post-trading operations. A post trading operation is treated as complete on settlement under the electronic segment and on lodgement/delivery of securities under the paper segment.

Annual maintenance charges received from beneficiary account holders / clearing members for depository services are amortised on time proportion basis over the period of contract.

Commission and brokerage income recognised on accrual basis.

Commission income on initial public offer (IPO), follow on public offer (FPO) and interest on delayed payment Charges collected on cheques dishonoured/bounced are recognized on actual basis and are being booked on receipt basis.

Income from Physical Custody Services is recognized on a monthly basis as per agreements with customers.

Income from Digitization Services is recognized on percentage completion method.

Income from software products is recognized on delivery/installation of the software product.

Income from software services is recognized on percentage completion method.

(c) Interest and Dividends

Interest income, for all financial instruments measured at amortised cost, interest income is recorded using the effective interest rate (EIR). EIR is the rate that exactly discounts the estimated future cash payments or receipts over the expected life of the financial instrument or a shorter period, where appropriate to the net carrying amount of the financial asset. Interest income is included in other income in the statement of profit and loss.

Dividend income is recognised when the right to receive dividend is established.

(d) Lease Income

Rental income arising from operating leases on investment properties is accounted for on a straight-line basis over the lease terms and is included in revenue in the statement of profit and loss due to its operating nature unless another systematic basis is more representative of the time pattern of the user's benefit.

2.6. Property, Plant and Equipment

Items of Property, Plant and Equipment (PP&E) are stated at cost of acquisition less accumulated depreciation and accumulated impairment losses, if any. Subsequent costs are included in the asset's carrying amount or recognised as a separate asset, as appropriate, only when it is probable that future economic benefits associated with the item will flow to the Company and the cost of the item can be measured reliably.

Depreciation on PP&E is charged under the straight line method over the useful life of the assets as specified in Schedule II to the Companies Act, 2013 except for the below tabulated class of assets:

Asset Class	Useful Life adopted	Useful Life as per Companies Act, 2013
Computer servers and networks	4 years	6 years
Office Equipment – Mobiles	2 years	5 years
Vehicles	3 years	8 years
Building – Other than Stock Holding Mahape Building	58 years	60 years
Stock Holding Mahape Building	63 years	60 years

The Group, based on technical assessment made by technical expert and management estimate, depreciates the assets over estimated useful lives.

Notes to Consolidated Financial Statements

For the year ended March 31, 2023

The leasehold land and leasehold improvements will be depreciated over the period of lease.

An item of PP&E and any significant part initially recognised is derecognised upon disposal or when no future economic benefits are expected from its use or disposal. Any gain or loss arising on de-recognition of the asset (calculated as the difference between the net disposal proceeds and the carrying amount of the asset) is included in profit or loss when the asset is derecognised.

The residual values, useful lives and methods of depreciation of property, plant and equipment are reviewed at each financial year end and adjusted prospectively, if appropriate.

Depreciation is charged from the month an asset is put to use in case of addition and upto the previous month in case of sale/disposal.

In case of addition to the existing asset, where new asset purchased can be used only along with the existing asset, the depreciation will be calculated by taking into account the balance useful life of the existing asset from the month of acquisition of the new asset.

In case of Stock Holding Corporation of India Limited, assets costing less than or equal to ₹ 5,000/- individually are depreciated fully in the year in which such assets are purchased.

In case of our Subsidiary StockHolding Document Management Services Limited, assets costing less than 5,000/- individually are depreciated fully in the year in which such assets are purchased.

Capital Work-in-progress

All directly attributable expenditure, including interest cost during the asset construction period, which are necessary to bringing the asset to the location and condition necessary for it to be capable of operating in the manner intended by management as at the balance sheet date are accumulated and presented as Capital Work-In-Progress. Assets under construction are not depreciated.

2.7. Intangible Assets

(a) Initial Recognition of Other Intangible Assets

Intangible assets acquired separately are measured on initial recognition at cost.

Computer software which forms an integral part of the related hardware is capitalised along with the hardware as fixed asset. Software which are not an

integral part of computer hardware and from which future economic benefits are expected are treated as intangible assets.

Software developed internally is recognised as an asset at cost when significant economic benefits are expected to accrue in future. Cost comprises all expenditure that can be directly attributed for creation, production and making the software ready for its intended use and excludes any tax for which input credit is taken.

(b) Subsequent Measurement

All finite-lived intangible assets, are accounted for using the cost model whereby capitalised costs are amortised on a straight-line basis over their estimated useful lives. Residual values and useful lives are reviewed at each reporting date. In addition, they are subject to impairment testing. The following useful lives are applied:

Asset	Useful life
Software	3 years

Amortisation has been included within 'depreciation and amortisation expense'.

Subsequent expenditures on the maintenance of intangible assets are expensed as incurred.

When an intangible asset is disposed off, the gain or loss on disposal is determined as the difference between the proceeds and the carrying amount of the asset, and is recognised in profit or loss within other income or other expenses.

The Group, based on technical assessment made by technical expert and management estimate, depreciates the building over estimated useful lives.

2.8. Lease Assets

A right-of-use asset representing the right to use the underlying asset and a lease liability representing the obligation to make lease payments is recognized for all leases over 1 year on initial recognition basis. Discounted committed & expected future cash flows and depreciation on the asset portion on straight-line basis & interest on liability portion (net of lease payments) on EIR basis is recognised over the expected lease term. No right-of-use asset is created for short term leases (i.e. lease term less than 1 year) and leases of low value items (i.e. lease of asset with original cost of less than ₹ 1 lakh).

Notes to Consolidated Financial Statements

For the year ended March 31, 2023

2.9. Leases

Group as a Lessee

Leases of property, plant and equipment where the group, as lessee, has substantially all the risks and rewards of ownership are classified as finance leases. Finance leases are capitalised at the lease's inception at the fair value of the leased property or, if lower, the present value of the minimum lease payments. The corresponding rental obligations, net of finance charges, are included in borrowings or other financial liabilities as appropriate. Each lease payment is allocated between the liability and finance cost. The finance cost is charged to the profit or loss over the lease period so as to produce a constant periodic rate of interest on the remaining balance of the liability for each period.

Leases in which a significant portion of the risks and rewards of ownership are not transferred to the Company as lessee are classified as operating leases. Payments made under operating leases (net of any incentives received from the lessor) are charged to profit or loss on a straight-line basis over the period of the lease unless the payments are structured to increase in line with expected general inflation to compensate for the lessor's expected inflationary cost increases.

Finance Leases

Management applies judgment in considering the substance of a lease agreement and whether it transfers substantially all the risks and rewards incidental to ownership of the leased asset. Key factors considered include the length of the lease term in relation to the economic life of the asset, the present value of the minimum lease payments in relation to the asset's fair value, and whether the Company obtains ownership of the asset at the end of the lease term.

The interest element of lease payments is charged to profit or loss, as finance costs over the period of the lease.

Operating Leases

All other leases are treated as operating leases. Where the Company is a lessee, payments on operating lease agreements are recognised as an expense on a straight-line basis over the lease term unless another systematic basis is more representative of the time pattern of the user's benefit. Associated costs, such as maintenance and insurance, are expensed as incurred.

The company has adopted Ind-AS 116 "Leases" and applied to lease contracts existing on April 01, 2019 by electing the Modified Retrospective option (Para 5 (b) of the Application guidance of this standard) and has taken the cumulative adjustment to retained earnings, on the date of initial application.

2.10. Impairment of Assets

The group reviews the carrying values of tangible and intangible assets for any possible impairment at each balance sheet date. An impairment loss is recognized in the statement of profit and loss when the carrying amount of an asset exceeds its recoverable amount. The recoverable amount is the higher of the assets net of selling price or value in use. In assessing the value in use, the estimated future cash flows are discounted to their present value based on appropriate discount rate. If at the balance sheet date there is any indication that a previously assessed impaired loss no longer exists then such loss is reversed and the asset is restated to that extent.

For impairment assessment purposes, assets are grouped at the lowest levels for which there are largely independent cash inflows (cash-generating units). As a result, some assets are tested individually for impairment and some are tested at cash-generating unit level.

Cash-generating units (determined by the company's management as equivalent to its operating segments) are tested for impairment whenever events or changes in circumstances indicate that the carrying amount may not be recoverable.

An impairment loss is recognised for the amount by which the asset's (or cash-generating units) carrying amount exceeds its recoverable amount, which is the higher of fair value less costs of disposal and value-in-use. To determine the value-in-use, management estimates expected future cash flows from each cash-generating unit and determines a suitable discount rate in order to calculate the present value of those cash flows. The data used for impairment testing procedures are directly linked to the Company's latest approved budget, adjusted as necessary to exclude the effects of future reorganisations and asset enhancements. Discount factors are determined individually for each cash-generating unit and reflect current market assessments of the time value of money and asset-specific risk factors.

2.11. Financial Instruments

Recognition, Initial Measurement and De-recognition

Financial assets and financial liabilities are recognised when the Group Company becomes a party to the contractual provisions of the financial instrument and are measured initially at fair value except for trade receivables which are initially measured at transaction price. Transaction costs that are directly attributable to the acquisition or issue of financial assets and financial liabilities except for those carried at fair value through profit or loss which are measured initially at fair value.

Notes to Consolidated Financial Statements

For the year ended March 31, 2023

Subsequent measurement of financial assets and financial liabilities is described below.

Financial assets are derecognised when the contractual rights to the cash flows from the financial asset expire, or when the financial asset and substantially all the risks and rewards are transferred. A financial liability is derecognised when it is extinguished, discharged, cancelled or expires.

Initial Recognition and Measurement

All financial assets are recognised initially at fair value except for trade receivable which are initially measured at transaction price. Financial assets not recorded at fair value through profit or loss are recognised at fair value plus transaction costs that are attributable to the acquisition of the financial asset.

Subsequent Measurement

For purposes of subsequent measurement, financial assets are classified in four categories:

- Debt instruments at amortised cost
- Debt instruments at fair value through other comprehensive income (FVOCI)
- Equity instruments measured at fair value through other comprehensive income (FVOCI)
- Derivatives and equity instruments at fair value through profit or loss (FVTPL)

Debt Instruments at Amortised Cost

A 'Debt Instrument' is measured at the amortised cost if both the following conditions are met:

- (a) The asset is held within a business model whose objective is to hold assets for collecting contractual cash flows, and
- (b) Contractual terms of the asset give rise on specified dates to cash flows that are Solely Payments of Principal and Interest (SPPI) on the principal amount outstanding.

This category is the most relevant to the Company and is generally applied to trade and other receivables. After initial measurement, such financial assets are subsequently measured at amortised cost using the Effective Interest Rate (EIR) method. Amortised cost is calculated by taking into account any discount or premium on acquisition and fees or costs that are an integral part of the EIR. The EIR amortisation is included in finance income in the profit or loss. The losses arising from impairment are recognised in the profit or loss.

Debt Instrument at FVOCI

A 'Debt Instrument' is classified as at the FVOCI if both of the following criteria are met:

- (a) The objective of the business model is achieved both by collecting contractual cash flows and selling the financial assets, and
- (b) The asset's contractual cash flows represent SPPI.

Debt Instruments included within the FVOCI category are measured initially as well as at each reporting date at fair value. Fair value movements are recognized in the OCI. However, the Company recognizes interest income (recognised using the EIR method), impairment losses & reversals and foreign exchange gain or loss in the P&L. On de-recognition of the asset, cumulative gain or loss previously recognised in OCI is reclassified from the equity to P&L.

Equity Investments at FVOCI

The Company measures all equity investments at fair value. Where the Company's management has elected to present fair value gains and losses on equity investments in other comprehensive income, there is no subsequent reclassification of fair value gains and losses to profit or loss. Dividends from such investments are recognised in profit or loss as other income when the Company's right to receive payments is established. Impairment losses (and reversal of impairment losses) on equity investments measured at FVOCI are not reported separately from other changes in fair value.

Derivatives and Equity Investments at FVTPL

Changes in the fair value of derivatives and equity investments at fair value through profit or loss are recognised in other gain/ (losses) in the statement of profit and loss.

De-recognition

A financial asset is derecognised only when

- The Company has transferred the rights to receive cash flows from the financial asset or
- Retains the contractual rights to receive the cash flows of the financial asset, but assumes a contractual obligation to pay the cash flows to one or more recipients

Where the Company has transferred an asset, the Company evaluates whether it has transferred substantially all risks and rewards of ownership of the financial asset. In such cases, the financial asset is de-recognised. Where the Company has not transferred substantially all risks and

Notes to Consolidated Financial Statements

For the year ended March 31, 2023

rewards of ownership of the financial asset, the financial asset is not de-recognised.

Where the Company has neither transferred a financial asset nor retains substantially all risks and rewards of ownership of the financial asset, the financial asset is derecognised if the Company has not retained control of the financial asset. Where the Company retains control of the financial asset, the asset is continued to be recognised to the extent of continuing involvement in the financial asset.

Debt Instrument at FVTPL

FVTPL is a residual category for debt instruments. Any debt instrument, which does not meet the criteria for categorization as at amortized cost or as FVOCI, is classified as at FVTPL.

In addition, the Company may at initial recognition elect to classify a debt instrument, which otherwise meets amortized cost or FVOCI criteria, as at FVTPL, if doing so reduces or eliminates a measurement or recognition inconsistency (referred to as 'accounting mismatch').

Debt Instruments included within the FVTPL category are measured at fair value with all changes recognized in the P&L.

Impairment of Financial Assets

The Group Companies assess impairment based on Expected Credit Losses (ECL) model for the following:

- Financial assets measured at amortised cost
- Financial assets that are debt instruments measured at fair value through other comprehensive income (FVTOCI)

The Group Companies follow 'simplified approach' for recognition of impairment loss allowance on:

- Trade receivables or contract revenue receivables; and
- All lease receivables

Under the simplified approach, the Group Companies do not require to track changes in credit risk. Rather, it recognises impairment loss allowance based on life time ECLs at each reporting date, right from its initial recognition.

The Group Companies uses a provision matrix to determine impairment loss allowance on the portfolio of trade receivables. The provision matrix is based on its historically observed default rates over the expected life of the trade receivable and is adjusted for forward looking estimates. At every reporting date, the historical observed

default rates are updated and changes in the forward-looking estimates are analysed.

For recognition of impairment loss on other financial assets and risk exposure, the Group Companies determine whether there has been a significant increase in the credit risk since initial recognition. If credit risk has not increased significantly, 12-months ECL is used to provide for impairment loss. However, if credit risk has increased significantly, life time ECL is used. If, in a subsequent period, credit quality of the instrument improves such that there is no longer a significant increase in credit risk since initial recognition, then the Company reverts to recognising impairment loss allowance based on 12-months ECL.

Lifetime ECL are the expected credit losses resulting from all possible default events over the expected life of a financial instrument. The 12-month ECL is a portion of the lifetime ECL which results from default events that are possible within 12 months after the reporting date.

ECL impairment loss allowance (or reversal) recognized during the period is recognized as income/ expense in the statement of profit and loss (P&L).

For assessing increase in credit risk and impairment loss, the Company combines financial instruments on the basis of shared credit risk characteristics with the objective of facilitating an analysis that is designed to enable significant increases in credit risk to be identified on a timely basis.

2.12. Fair Value Measurement

Financial instruments, such as, derivatives, equity investments, etc are measured at fair value at each balance sheet date.

Fair value is the price that would be received to sell an asset or paid to transfer a liability in an orderly transaction between market participants at the measurement date. The fair value measurement is based on the presumption that the transaction to sell the asset or transfer the liability takes place either:

- In the principal market for the asset or liability, or
- In the absence of a principal market, in the most advantageous market for the asset or liability

The principal or the most advantageous market must be accessible by the Company.

The fair value of an asset or a liability is measured using the assumptions that market participants would use when pricing the asset or liability, assuming that market participants act in their economic best interest.

Notes to Consolidated Financial Statements

For the year ended March 31, 2023

A fair value measurement of a non-financial asset takes into account a market participant's ability to generate economic benefits by using the asset in its highest and best use or by selling it to another market participant that would use the asset in its highest and best use.

The Group Companies uses valuation techniques that are appropriate in the circumstances and for which sufficient data are available to measure fair value, maximising the use of relevant observable inputs and minimising the use of unobservable inputs.

All assets and liabilities for which fair value is measured or disclosed in the financial statements are categorised within the fair value hierarchy, described as follows, based on the lowest level input that is significant to the fair value measurement as a whole:

- Level 1 — Quoted (unadjusted) market prices in active markets for identical assets or liabilities
- Level 2 — Valuation techniques for which the lowest level input that is significant to the fair value measurement is directly or indirectly observable
- Level 3 — Valuation techniques for which the lowest level input that is significant to the fair value measurement is unobservable

For assets and liabilities that are recognised in the financial statements on a recurring basis, the Company determines whether transfers have occurred between levels in the hierarchy by re-assessing categorisation (based on the lowest level input that is significant to the fair value measurement as a whole) at the end of each reporting period.

For the purpose of fair value disclosures, the Company has determined classes of assets and liabilities on the basis of the nature, characteristics and risks of the asset or liability and the level of the fair value hierarchy as explained above.

Group Financial Liabilities

Initial Recognition and Measurement

Financial liabilities are classified, at initial recognition, as financial liabilities at fair value through profit or loss or at amortised cost.

All financial liabilities are recognised initially at fair value and in the case of loans and borrowings and payables, net of directly attributable transaction costs.

The Group Companies financial liabilities include trade and other payables, loans and borrowings including bank overdrafts, financial guarantee contracts and derivative financial instruments.

Subsequent Measurement

The measurement of financial liabilities depends on their classification, as described below:

Financial Liabilities at Fair Value through Profit or Loss

Financial liabilities at fair value through profit or loss include financial liabilities held for trading and financial liabilities designated upon initial recognition as at fair value through profit or loss. The Company has classified derivative financial instruments and guarantees as fair value through profit or loss.

Gains or losses on such liabilities are recognised in the profit or loss. All interest-related charges and, if applicable, changes in an instrument's fair value that are reported in profit or loss are included within finance costs or finance income.

Loans and Borrowings

After initial recognition, interest-bearing loans and borrowings are subsequently measured at amortised cost using the 'Effective Interest Rate' (EIR) method.

Amortised cost is calculated by taking into account any discount or premium on acquisition and fees or costs that are an integral part of the EIR. The EIR amortisation is included as finance costs in the statement of profit and loss.

This category generally applies to interest-bearing loans and borrowings.

Financial Guarantee Contracts

Financial guarantee contracts issued by the Company are those contracts that require a payment to be made to reimburse the holder for a loss it incurs because the specified debtor fails to make a payment when due in accordance with the terms of a debt instrument. Financial guarantee contracts are recognised initially as a liability at fair value, adjusted for transaction costs that are directly attributable to the issuance of the guarantee. Subsequently, the liability is measured at the higher of the amount of loss allowance determined as per impairment requirements of Ind-AS 109 and the amount recognised less cumulative amortisation.

De-recognition

A financial liability is derecognised when the obligation under the liability is discharged or cancelled or expires. When an existing financial liability is replaced by another from the same lender on substantially different terms, or the terms of an existing liability are substantially modified, such an exchange or modification is treated as the de-recognition of the original liability and the recognition of

Notes to Consolidated Financial Statements

For the year ended March 31, 2023

a new liability. The difference in the respective carrying amounts is recognised in the statement of profit or loss.

2.13. Current Income Taxes

Tax on income for the current period is determined on the basis of estimated tax income and tax credit computed in accordance with the provision of relevant tax laws and on the expected outcomes of assessments/appeals.

Current income tax relating to item recognised directly in equity, shall be recognised in equity and not in the statement of profit and loss. Management periodically evaluates position taken in tax returns with respect to situation in which applicable tax regulations or subject to interpretation and establishes provisions where appropriate.

Tax expense for the period, comprising current tax and deferred tax, are included in the determination of the net profit or loss for the period. Provision for current income tax is made on the basis of the assessable income under the Income tax Act, 1961.

Tax expense recognised in profit or loss comprises the sum of deferred tax and current tax not recognised in other comprehensive income or directly in equity.

Calculation of current tax is based on tax rates and tax laws that have been enacted or substantively enacted by the end of the reporting period. Deferred income taxes are calculated using the liability method.

Deferred tax assets are recognised to the extent that it is probable that the underlying tax loss or deductible temporary difference will be utilised against future taxable income. This is assessed based on the Company's forecast of future operating results, adjusted for significant non-taxable income and expenses and specific limits on the use of any unused tax loss or credit.

Deferred tax liabilities are generally recognised in full, although Ind-AS 12 'Income Taxes' specifies limited exemptions. As a result of these exemptions the Company does not recognise deferred tax on temporary differences relating to its investments in subsidiaries.

2.14. Equity, Reserves and Dividend Payments

Share capital represents the nominal (par) value of shares that have been issued. Share premium includes any premiums received on issue of share capital. Any transaction costs associated with the issuing of shares are deducted from share premium, net of any related income tax benefits. Other components of equity include the following:

- Re-measurement of net defined benefit liability – comprises the actuarial losses from changes in demographic, experience and financial assumptions and the return on plan assets
- Reserves for financial instruments measured at FVOCI
- Tax impact related to the above

Retained earnings includes all current and prior period retained profits.

Final dividend distributions payable to equity shareholders are included in other liabilities when the dividends have been approved in a General meeting prior to reporting date, except interim dividend which is approved in Board meeting.

2.15. Inventories

Inventories are carried in financial statements lower of cost or net realisable value.

2.16. Cash and Cash Equivalents

Cash and cash equivalents includes balance with banks, deposit accounts with less than three months maturity, cash & cheques in hand and money lent on collateralised lending & borrowing obligation transactions.

2.17. Post-employment Benefits and Short-term Employee Benefits

Post-employment Benefit Plans

The Group Companies provides post-employment benefits through various defined contribution and defined benefit plans.

Defined Contribution Plans

Employee Benefits in the form of Provident Fund and Superannuation Fund are considered as defined contribution plans and the contributions are charged to the Statement of Profit and Loss of the period when the respective contributions are due.

Defined Benefit Plans

Retirement Benefit in the form of gratuity is considered as defined benefit obligation (DBO) and is provided for on the basis of an actuarial valuation using the projected unit credit method, as at the date of the balance sheet. Actuarial gain or losses if any are immediately recognised in the statement of Profit & Loss.

Management estimates the DBO annually with the assistance of independent actuaries. This is based on standard rates of inflation, salary growth rate and mortality. Discount factors are determined close to each reporting date by reference to government or high quality corporate

Notes to Consolidated Financial Statements

For the year ended March 31, 2023

bonds that are denominated in the currency in which the benefits will be paid and that have terms to maturity approximating the terms of the related pension liability.

Service cost on the Group Companies defined benefit plan is included in employee benefits expense. Employee contributions, all of which are independent of the number of years of service, are treated as a reduction of service cost. Net interest expense on the net defined benefit liability is included in finance costs. Gains and losses resulting from re-measurements of the net defined benefit liability are included in other comprehensive income.

Short-term Employee Benefits

Short-term employee benefits, including leave entitlement, are current liabilities included in pension and other employee obligations, measured at the undiscounted amount that the Company expects to pay as a result of the unused entitlement.

2.18. Provisions

Provisions are recognised when the Company has a present obligation (legal or constructive) as a result of past event, it is probable that an outflow of resources embodying economic benefits will be required to settle the obligation and as realisable estimate can be made of the amount of the obligation. The expense relating to a provision is presented in the statement of profit and loss net of any reimbursement.

If the effect of the time value of money is material, provisions are discounted using a current pre-tax rate that reflects, when appropriate, the risks specific to the liability. When discounting is used, the increase in the provision due to passage of time is recognised as a finance cost.

2.19 Contingent Liabilities and Commitments

Contingent liability is a possible obligation that arises from past events and whose existence will be confirmed only by the occurrence or non-occurrence of one or more uncertain future events not wholly within the control of the company or a present obligation that arises from past events. Contingent liability is not recognised as it is not probable that an outflow of resources embodying economic benefits will be required to settle the obligation or the amount of the obligation cannot be measured reliably. Contingent Liabilities are not recognised but are disclosed in the financial statements.

2.20 Contingent Assets

A contingent asset is a possible asset that arises from past events and whose existence will be confirmed only by the occurrence or non-occurrence of one or more uncertain future events not wholly within the control of the company.

A contingent asset is not recognised however disclosed in the financial statements.

2.21. Earnings Per Share

Basic earnings per share is calculated by dividing the net profit or loss for the Year attributable to equity shareholders by the weighted average number of equity shares outstanding during the Year. For the purpose of calculating diluted earnings per share, the net profit or loss for the Year attributable to equity shareholders and the weighted average number of shares outstanding during the Year is adjusted for the effects of all dilutive potential equity shares, except where the results are anti-dilutive.

3. SIGNIFICANT ACCOUNTING JUDGEMENTS, ESTIMATES AND ASSUMPTIONS

When preparing the financial statements, management makes a number of judgements, estimates and assumptions about the recognition and measurement of assets, liabilities, income and expenses.

The following are significant management judgements in applying the accounting policies of the Company that have the most significant effect on the financial statements.

Recognition of Deferred Tax Assets

The extent to which deferred tax assets can be recognised is based on an assessment of the probability that future taxable income will be available against which the deductible temporary differences and tax loss carry-forwards can be utilised. In addition, significant judgement is required in assessing the impact of any legal or economic limits or uncertainties in various tax jurisdictions.

(Refer Note No- 23)

Useful lives of Depreciable Assets

Management reviews its estimate of the useful lives of depreciable assets at each reporting date, based on the expected utility of the assets. Uncertainties in these estimates relate to technological obsolescence that may change the utility of certain software and IT equipment. (Refer Note No-2.6)

Impairment of Non-financial Assets

The Group Companies assess annually at the Financial Year end whether there is an indication that an asset maybe impaired. If any indication exists, or when annual impairment testing is required, the Group Companies estimates the asset's recoverable amount. An asset's recoverable amount is the higher of an asset's or CGU's (Cash Generating Unit) fair value less costs of disposal or its value in use. It is determined for an individual asset, unless the assets dose not generate cash inflows that are

Notes to Consolidated Financial Statements

For the year ended March 31, 2023

largely independent of those from other assets or group of assets. Where the carrying amount of an assets or CGU exceeds its recoverable amount, the asset is considered impaired and is written down to its recoverable value.

In assessing value in use, the estimated future cash flow is discounted to their present value using a pre-tax discount rate that's reflect current market assessments of the time value of money and the risks specific to the asset. In determining fair value less cost of disposal, recent market transactions are taken into account. If no such transaction can be identified, an appropriate valuation model is used. These calculations are corroborated by valuations multiples or other available fair value indicators.

Defined Benefit Obligation (DBO)

Management's estimate of the DBO is based on a number of critical underlying assumptions such as standard rates of inflation, mortality, discount rate and anticipation of future salary increases. Variation in these assumptions may significantly impact the DBO amount and the annual defined benefit expenses. (Refer Note No- 46)

Insurance Claims

Insurance claims are accounted for on the basis of claims admitted/expected to be admitted to the extent that the amount recoverable can be measured reliably and it is reasonable to expect ultimate collection.

Fair Value Measurement

Management uses valuation techniques to determine the fair value of financial instruments (where active market quotes are not available) and non-financial assets. This involves developing estimates and assumptions consistent with how market participants would price the instrument. Management bases its assumptions on observable data as far as possible but this is not always available. In that case management uses the best information available. Estimated fair values may vary from the actual prices that would be achieved in an arm's length transaction at the reporting date. (Refer Note-38)

Notes to Consolidated Financial Statements

For the year ended March 31, 2023

4 PROPERTY, PLANT AND EQUIPMENT

Following are the changes in the carrying value of Property, Plant and Equipment for the year ended March 31, 2023 :

Particulars	(₹ in Lakhs)								
	Leasehold Land	Buildings*	Plant and Equipments**	Computers	Furniture and Fixtures**	Office Equipment**	Vehicles	Lease hold Improvements**	Total
Gross carrying value as at April 01, 2022	214	9,648	10,003	6,317	1,632	1,025	571	410	29,820
Additions	-	1,310	1,387	1,390	56	149	-	148	4,440
Deletions	-	-	28	269	15	34	82	-	428
Gross carrying value as at March 31, 2023	214	10,958	11,362	7,438	1,673	1,140	489	558	33,832
Accumulated depreciation as at April 01, 2022	74	1,249	4,112	5,157	1,313	834	384	203	13,326
Depreciation	6	175	727	951	69	117	82	157	2,284
Accumulated depreciation on deletions	-	-	21	266	14	30	81	-	412
Accumulated depreciation as at March 31, 2023	80	1,424	4,818	5,842	1,368	921	385	360	15,198
Carrying Value as at March 31, 2023	134	9,534	6,544	1,596	305	219	104	198	18,634
Carrying Value as at March 31, 2022	140	8,399	5,891	1,160	319	191	187	207	16,494
Capital Work-in-Progress (Refer Note 72(d) for Ageing)									
Opening Balance as at April 01, 2022									1,151
Additions									897
Deletions									1,499
Closing Balance as at March 31, 2023									549
Carrying Value as at March 31, 2022									1,151

Notes:

- *Buildings includes ₹ 510/- being the cost of 8 shares held in a Co-op Housing society.
- There are no adjustments to Gross block on account of foreign exchange fluctuations or borrowing costs
- **Figures of opening gross block & accumulated depreciation of leasehold improvements of SDMS & Office equipments of SSIL have been regrouped under respective heads of property, plant & equipment.

Notes to Consolidated Financial Statements

For the year ended March 31, 2023

5 OTHER INTANGIBLE ASSETS

The changes in the carrying value of Intangible Assets for the year ended March 31, 2023 are as follows:

Particulars	(₹ in Lakhs)	
		Computer Software
Gross carrying value as at April 01, 2022		2,211
Additions		104
Deletions		-
Gross carrying value as at March 31, 2023		2,315
Accumulated depreciation as at April 01, 2022		1,774
Depreciation		217
Accumulated depreciation on deletions		-
Accumulated depreciation as at March 31, 2023		1,991
Carrying Value as at March 31, 2023		324
Carrying Value as at March 31, 2022		437
Intangible Assets under Development (Refer Note 72(e) for Ageing)		
Opening Balance as at April 01, 2022		411
Additions		178
Deletions		25
Closing Balance as at March 31, 2023		564
Carrying Value as at March 31, 2022		411

6 RIGHT OF USE ASSETS

Following are the changes in the carrying value of Right of Use Assets for the year ended March 31, 2023:

Particulars	(₹ in Lakhs)	
		Right of Use Assets-Building
Gross carrying value as at April 01, 2022		9,916
Additions		3,194
Deletions		131
Gross carrying value as at March 31, 2023		12,979
Accumulated depreciation as at April 01, 2022		5,781
Depreciation		2,038
Accumulated depreciation on deletions		63
Accumulated depreciation as at March 31, 2023		7,756
Carrying Value as at March 31, 2023		5,223
Carrying Value as at March 31, 2022		4,135

Notes to Consolidated Financial Statements

For the year ended March 31, 2023

7 NON-CURRENT INVESTMENTS

Particulars	Maturity Date	Face Value (₹)	(₹ in Lakhs)	
			As at March 31, 2023	As at March 31, 2022
Equity Shares (Trade - Fully paid-up)				
Other Companies - Unquoted				
2,20,00,000 (March 31, 2022 - 2,20,00,000) National Stock Exchange of India Ltd		1	6,40,596	4,72,366
2,35,03,474 (March 31, 2022 - 2,35,03,474) India International Exchange IFSC Ltd		1	235	235
1,33,49,968 (March 31, 2022 - 1,33,49,968) India International Clearing Corporation IFSC Ltd		1	133	133
			6,40,964	4,72,734
Equity Shares (Fully paid-up)				
Quoted				
1,30,500 (March 31, 2022 - 1,30,500) BSE Ltd		2	562	1,232
			562	1,232
Government Securities				
Quoted				
10,00,000 (March 31, 2022 - 10,00,000) 6.45% GOVT STOCK 2029 #	07-Oct-29	100	1,065	1,070
10,00,000 (March 31, 2022 - 10,00,000) 6.79% GOVT STOCK 2029 #	26-Dec-29	100	1,059	1,064
5,00,000 (March 31, 2022 - Nil) 5.74% GOVT STOCK 2026**	15-Nov-26	100	490	-
5,00,000 (March 31, 2022 - Nil) 6.54% GOVT STOCK 2032**	17-Jan-32	100	488	-
			3,102	2,134
Tax Free Secured Redeemable Non Convertible Bonds				
Quoted				
- (March 31, 2022 - 50,000) 8.01% Rural Electrification Corporation Ltd 2023	26-Sep-23	1,000	-	513
- (March 31, 2022 - 50,000) 8.14% Housing and Urban Development Corporation Ltd 2023***	25-Oct-23	1,000	-	518
- (March 31, 2022 - 16,105) 8.18% NHPC Limited 2023	02-Nov-23	1,000	-	174
- (March 31, 2022 - 15,832) 8.41% NTPC Limited 2023	16-Dec-23	1,000	-	162
- (March 31, 2022 - 6,384) 8.25% National Housing Bank 2024	24-Mar-24	5,000	-	320
- (March 31, 2022 - 250) 8.39% IFCI Ltd 2024***	31-Mar-24	10,00,000	-	2,500
- (March 31, 2022 - 32,389) 8.18% Power Finance Corporation Ltd 2023***	16-Nov-23	1,000	-	334
			-	4,521

Notes to Consolidated Financial Statements

For the year ended March 31, 2023

Particulars	Maturity Date	Face Value (₹)	(₹ in Lakhs)	
			As at March 31, 2023	As at March 31, 2022
Non Convertible Debenture				
Quoted				
1,975 (March 31, 2022 - 1,975) 8.49% NTPC Ltd 2025	25-Mar-25	12.5	*	*
			*	*
Mutual Funds				
Quoted				
44,910 (March 31, 2022 - 44,910) Nippon India Fund ETF Gold BeES		100	23	20
			23	20
Unquoted				
- (March 31, 2022 - 1,262.674) Franklin Low Duration Fund -Direct		11	-	1
55,122.769 (March 31, 2022 - 73,864.566) Segregated Portfolio Franklin Low Duration Fund (10.90% of Vodafone Idea Ltd 02-Sep-2023)		-	*	*
4,06,069.318 (March 31, 2022 - 4,06,069.318) Aditya Birla SunLife Floating Rate Fund- Growth Direct Plan		10	1,217	1,151
16,800.097 (March 31, 2022 Nil) UTI Nifty 50 Index Fund -Direct- Plan Growth		10	20	-
95,96,725.458 (March 31, 2022 Nil) SBI CRISIL IBX Gilt Index-April 2029 Fund-Direct- Plan Growth		10	1,000	-
TOTAL			2,237	1,152
			6,46,888	4,81,793
Aggregate amount of quoted investments			3,687	7,907
Market value of quoted investments			3,477	8,003
Aggregate amount of unquoted investments			6,43,201	4,73,886

* Denotes amount less than ₹ 1 lakh

** Security deposited as margin with CCIL

*** Securities pledged as Margin with State Bank of India for availing Cash Credit Facility

Securities placed as collaterals with CCIL to facilitate borrowings against under the TREPS/CROMS segment of CCIL. Aggregate amounts borrowed under TREPS/ CROMS including Accrued interest as at March 31, 2023 is ₹ 41.75 Lakhs (March 31, 2022 ₹ Nil Lakhs). Borrowings were squarred off and Securities received back on April 3, 2023.

Notes to Consolidated Financial Statements

For the year ended March 31, 2023

Financial Assets-Non Current

8 NON CURRENT LOANS

Particulars	(₹ in Lakhs)	
	As at March 31, 2023	As at March 31, 2022
Staff loans - considered good	47	54
	47	54

9 OTHER NON-CURRENT FINANCIAL ASSETS

Particulars	(₹ in Lakhs)	
	As at March 31, 2023	As at March 31, 2022
Long term deposits with banks with original maturities more than 12 months *	11,560	18,005
Security and other deposits - considered good (Refer Note 43)	7,419	7,028
	18,979	25,033

*Of the Total Fixed Deposits, fixed deposits with banks aggregating to ₹ 5,321 Lakhs (As at March 31, 2022 - ₹ 4,242 Lakhs) against which lien has been marked by the banks as security for guarantees issued on behalf of the Company. It also includes fixed deposits with banks aggregating to ₹ 1,900 Lakhs (As at March 31, 2022 - ₹ 9,121 Lakhs) deposited with the Stock Exchanges as margin deposit. ₹ NIL Lakhs is lien with VAT authorities (As at March 31, 2022 - 3 Lakhs). Deposits of ₹ 597 Lakhs (As at March 31, 2022- 597 Lakhs) are held as segregated networth in compliance with the requirements of regulatory authority (IFSCA) and Stock Exchanges/ Clearing Corporations at GIFT IFSC, GIFT City.

10 NON-CURRENT TAX ASSETS

Particulars	(₹ in Lakhs)	
	As at March 31, 2023	As at March 31, 2022
Advance payment of tax and tax deducted at source [Net of provision for taxation ₹ 38,748 Lakhs (March 31, 2022 - ₹ 38,630 Lakhs)]	3,008	4,774
	3,008	4,774

11 OTHER NON-CURRENT ASSETS

Particulars	(₹ in Lakhs)	
	As at March 31, 2023	As at March 31, 2022
Capital Advances	514	485
Prepayments	145	123
Others	5	19
	664	627

12 CURRENT INVESTMENTS

Particulars	Maturity Date	Face Value (₹)	(₹ in Lakhs)	
			As at March 31, 2023	As at March 31, 2022
Current portion of long-term investments				
Government Securities				
Quoted				
5,00,000 (March 31, 2022 - Nil) 182 DTB 25-MAY-2023 **	25-May-23	100	495	-
5,00,000 (March 31, 2022 - Nil) 364 DTB 23-NOV-2023**	23-Nov-23	100	479	-
5,00,000 (March 31-2022 -Nil) 091 DTB 11-MAY-2023 **	11-May-23	100	496	-
5,00,000 (March 31-2022 -Nil) 364 DTB 08-FEB-2024 **	08-Feb-24	100	472	-
- (March 31, 2022 - 15,00,000) 8.15% GS 2022	11-Jun-22	100	-	1,554
			1,942	1,554

Notes to Consolidated Financial Statements

For the year ended March 31, 2023

					(₹ in Lakhs)	
Particulars	Maturity Date	Face Value (₹)	As at March 31, 2023	As at March 31, 2022		
Current portion of long-term investments						
Tax Free Secured Redeemable Non Convertible Bonds						
50,000 (March 31, 2022 - 50,000) 8.01% Rural Electrification Corporation Ltd 2023	26-Sep-23	1,000	516	-		
50,000 (March 31, 2022 - 50,000) 8.14% Housing and Urban Development Corporation Ltd 2023 ***	25-Oct-23	1,000	518	-		
16,105 (March 31, 2022 - 16,105) 8.18% NHPC Limited 2023	02-Nov-23	1,000	174	-		
15,832 (March 31, 2022 - 15,832) 8.41% NTPC Limited 2023	16-Dec-23	1,000	162	-		
32,389 (March 31, 2022 - 32,389) 8.18% Power Finance Corporation Ltd 2023 ***	16-Nov-23	1,000	334	-		
6,384 (March 31, 2022 - 6,384) 8.25% National Housing Bank 2024	24-Mar-24	5,000	320	-		
250 (March 31, 2022 - 250) 8.39% IFCI Ltd 2024 ***	31-Mar-24	10,00,000	2,500	-		
- (March 31, 2022 - 100) 7.21% Indian Railway Finance Corporation Ltd 2022	26-Nov-22	10,00,000	-	1,030		
			4,524	1,030		
Equity Shares (Fully paid-up)						
Quoted						
65 (March 31, 2022 - 65) Unspecified Depository Receipts			*	*		
33,170 (March 31, 2022 - Nil) Life Insurance Corporation of India Ltd		10	177	-		
			177	*		
Mutual Funds Liquid Investment						
Unquoted						
3,024 (March 31, 2022 - Nil) UTI - Liquid Cash Plan - Direct - Plan Growth	24-Mar-24	10	112	-		
2.835 (March 31, 2022 - 2.835) Aditya Birla Sunlife Liquid Fund		188.17	*	*		
			112	*		
			6,755	2,584		
Aggregate amount of Quoted Investments			6,643	2,584		
Market value of Quoted Investments			6,769	2,533		
Aggregate amount of Unquoted Investments			112	*		

* Denotes amounts less than ₹ 1 lakh

** security deposited as margin with CCIL

*** security pledged as margin with State Bank of India for availing cash credit facility

13 TRADE RECEIVABLES * (Unsecured)

			(₹ in Lakhs)	
Particulars	As at March 31, 2023	As at March 31, 2022		
Trade Receivables considered good - Unsecured* (Refer Note 52 & 72(g))	19,022	18,953		
Trade Receivables which have significant increase in Credit Risk	3,674	3,356		
Unbilled Revenue	1,912	1,732		
			24,608	24,041
Less: Allowance for Trade receivable which have significant increase in credit risk	(3,607)	(2,659)		
			21,001	21,382
Less: Expected Credit Loss on Trade Receivables	(197)	(162)		
			20,804	21,220

(Refer Note 68 for Ageing Analysis of Trade Receivables)

* Includes ₹ 2 Lakhs (As at March 31, 2022 - ₹ 0.18 Lakhs) due from IFCI Ltd

Notes to Consolidated Financial Statements

For the year ended March 31, 2023

14 CASH AND CASH EQUIVALENTS

Particulars	(₹ in Lakhs)	
	As at March 31, 2023	As at March 31, 2022
Balances with banks - In current accounts	63,280	47,143
Balances with banks - In deposit accounts with original maturity less than 3 months	7,169	14,325
Cheques in hand	-	21
Cash in hand	396	305
Money lent in TREPS	-	8,500
	70,845	70,294

15 BANK BALANCES OTHER THAN CASH AND CASH EQUIVALENTS

Particulars	(₹ in Lakhs)	
	As at March 31, 2023	As at March 31, 2022
Bank deposit accounts (more than 3 months but less than 12 months maturity) *	61,159	42,776
Earmarked balances with banks	1	1
	61,160	42,777

* Other Bank Balances in deposit accounts includes fixed deposits with banks aggregating to ₹ 24,126 Lakhs (As at March 31, 2022 - ₹ 17,634 Lakhs) against which lien has been marked by the banks as security for guarantees issued on behalf of the Company. ₹ 10,807 Lakhs (As on March 31, 2022 - ₹ 19,924 Lakhs) has been kept as margins with Exchanges. ₹ Nil Lakhs is lien with VAT authorities (As at March 31, 2022 - ₹ 2 Lakhs). ₹ 1,002 Lakhs (As on March 31, 2022 - Nil) has been earmarked for bidding in IPO through ASBA. Deposits of ₹ 1,275 Lakhs (As at March 31, 2022 - ₹ 1,200 Lakhs) are held as segregated networth in compliance with the requirements of regulatory authority (IFSCA) and Stock Exchanges/ Clearing Corporations at GIFT IFSC, Gift City.

16 LOANS

(Unsecured and considered good, unless otherwise stated)

Particulars	(₹ in Lakhs)	
	As at March 31, 2023	As at March 31, 2022
Staff loans - considered good	82	78
	82	78

17 OTHER FINANCIAL ASSETS

Particulars	(₹ in Lakhs)	
	As at March 31, 2023	As at March 31, 2022
Security and other deposits - considered good -Current	5,739	5,761
Amounts due on settlement from Clearing House (Refer Note 45)	14,307	22,676
Amount receivable from payment gateway/ACC	2,286	2,950
Amounts recoverable from government towards stamp duty payments	658	-
Amounts recoverable from Reserve Bank of India towards Relief Bonds redemption	4	156
Accrued Interest on bank deposits with Original Maturity less than 12 months	2,009	933
Advance to SHCIL Employees Group Gratuity Fund	-	25
Amounts due on settlement from Clients and Brokers (Refer Note 45)	35,733	22,356
	60,736	54,857

Notes to Consolidated Financial Statements

For the year ended March 31, 2023

18 OTHER CURRENT ASSETS

Particulars	(₹ in Lakhs)	
	As at March 31, 2023	As at March 31, 2022
Advances Receivable in cash or in kind - Considered good	42	1,777
Advances Receivable in cash or in kind - Considered doubtful	1,033	957
Less: Provision for Advances	(1,033)	(957)
Prepayments	1,830	1,839
Goods and Services Tax Input Credit	1,529	1,160
Others	578	368
	3,979	5,144

19 EQUITY SHARE CAPITAL

Particulars	(₹ in Lakhs)	
	As at March 31, 2023	As at March 31, 2022
Authorised Capital		
5,00,00,000 Equity shares of ₹ 10/- each	5,000	5,000
Issued, Subscribed and Paid up capital		
2,10,54,400 Equity shares of ₹ 10/- each fully paid up	2,105	2,105
	2,105	2,105

a) The number of shares outstanding at the period ended March 31, 2023 and March 31, 2022 are the same.

b) Terms/rights attached to equity shares

The company has only one class of equity shares having a par value of ₹ 10 per share. Each holder of equity shares is entitled to one vote per share. The dividend proposed by the Board of Directors is subject to the approval of the shareholders in the ensuing Annual General Meeting except in case of interim dividend. In the event of liquidation of the company, the holders of equity shares will be entitled to receive remaining assets of the company, after distribution of all preferential amounts. The distribution will be in proportion to the number of equity shares held by the shareholders.

c) Equity shares held by holding company

Particulars	(₹ in Lakhs)	
	As at March 31, 2023	As at March 31, 2022
Name of shareholder : IFCI Limited		
Number of shares held	1,11,30,000	1,11,30,000
Percentage of holding	52.86	52.86

d) Details of shareholders holding more than 5% of the aggregate shares in the company

Particulars	(₹ in Lakhs)	
	As at March 31, 2023	As at March 31, 2022
Name of shareholder : IFCI Limited		
Number of shares held	1,11,30,000	1,11,30,000
Percentage of holding	52.86	52.86
Name of shareholder : Administrator of the Specified Undertaking of the Unit Trust of India		
Number of shares held	35,70,000	35,70,000
Percentage of holding	16.96	16.96
Name of shareholder : Life Insurance Corporation of India Limited		
Number of shares held	31,50,000	31,50,000
Percentage of holding	14.97	14.97

Notes to Consolidated Financial Statements

For the year ended March 31, 2023

e) Information regarding issue of shares in the last five years :

- The company has not issued any shares without payment being received in cash.
- The company has not issued any bonus shares.
- The company has not undertaken any buy-back of shares.

f) Shares held by promoters at the end of the period

S No	Promoter name	No. of shares as March 31, 2023	% of Total Shares	% Change during the quarter	No. of shares as at March 31, 2022	% of Total Shares	% Change during the previous year
1	IFCI Limited	1,11,30,000	52.86	-	1,11,30,000	52.86	-
2	Administrator of the Specified Undertaking of the Unit Trust of India	35,70,000	16.96	-	35,70,000	16.96	-
3	Life Insurance Corporation of India	31,50,000	14.97	-	31,50,000	14.97	-
4	General Insurance Corporation of India	6,30,000	2.99	-	6,30,000	2.99	-
5	New India Assurance Company Limited	6,30,000	2.99	-	6,30,000	2.99	-
6	United India Insurance Company Limited	6,30,000	2.99	-	6,30,000	2.99	-
7	The Oriental Insurance Company Limited	6,30,000	2.99	-	6,30,000	2.99	-
8	National Insurance Company Limited	6,30,000	2.99	-	6,30,000	2.99	-
9	Others	54,400	0.26	-	54,400	0.26	-
	Total	2,10,54,400	100.00	-	2,10,54,400	100.00	

20 BORROWINGS - NON CURRENT

Particulars	(₹ in Lakhs)	
	As at March 31, 2023	As at March 31, 2022
Term Loans	1,185	470
	1,185	470

21 RIGHT OF USE LEASE LIABILITIES - NON CURRENT

Particulars	(₹ in Lakhs)	
	As at March 31, 2023	As at March 31, 2022
Right of Use Lease Liabilities (Refer Note 49)	4,040	3,089
	4,040	3,089

22 LONG TERM PROVISIONS

Particulars	(₹ in Lakhs)	
	As at March 31, 2023	As at March 31, 2022
Provision for Employee Benefits (Refer Note 46)		
- Compensated Absences	1,378	1,411
Provision for Claims (Refer Note 47)	2,446	2,446
	3,824	3,857

Notes to Consolidated Financial Statements

For the year ended March 31, 2023

23 DEFERRED TAX LIABILITIES (NET)

The major components of deferred tax assets and liabilities arising on account of timing differences are as under :

Particulars	(₹ in Lakhs)	
	As at March 31, 2023	As at March 31, 2022
Deferred Tax Liabilities		
Fair value of Investments	1,46,273	1,08,377
Depreciation	1,062	1,096
	1,47,335	1,09,473
Deferred Tax Assets		
Provision for Doubtful Debts/Advances	1,222	1,103
Provision for Claims	616	616
Depreciation	22	27
Unabsorbed Business Loss	1,187	1,162
Employee Benefits	421	394
Right of Use Assets	361	280
	3,829	3,582
Net Deferred Tax Liabilities	1,43,506	1,05,891

24 OTHER NON-CURRENT LIABILITIES

Particulars	(₹ in Lakhs)	
	As at March 31, 2023	As at March 31, 2022
Advance Depository Participant charges	35	34
Deposits from Customers	2,331	2,292
	2,366	2,326

Financial Liabilities

25 BORROWINGS - CURRENT

Particulars	(₹ in Lakhs)	
	As at March 31, 2023	As at March 31, 2022
Cash Credit Facility ** #	-	182
Bank Overdraft - Secured **	1,161	1,796
TREPS & CROMS Borrowings*	4,175	-
Current Maturities of long term debt	324	65
	5,660	2,043

* - TREPS borrowings with predetermined maturities ranging between 1 to 7 days, are secured by pledge of Government securities having face value amounting to ₹ 2,373 lakhs with CCIL and Interest accrued for one day amounting to ₹ 0.43 lakhs. (As at March 31, 2022 is ₹ Nil Lakhs).

- CROMS borrowings with predetermined maturities ranging between 1 to 7 days are secured by pledge of Government securities having face value amounting to ₹ 1,813 lakhs with CCIL and Interest accrued for one day amounting to ₹ 0.34 lakhs. (As at March 31, 2022 is ₹ Nil Lakhs)."

** With IDBI Bank - ₹ 500 Lakhs secured by an exclusive charge on entire present & future current assets of the company including cash and cash equivalents both present and future.

With SBI - ₹ 1,900 Lakhs secured against fixed deposits.

Cash credit facility converted to Overdraft facility by IDBI Bank w.e.f. April 2022. The balance of cash credit facility as on March 31, 2022 was ₹ 182 Lakhs.

26 RIGHT OF USE LEASE LIABILITIES - CURRENT

Particulars	(₹ in Lakhs)	
	As at March 31, 2023	As at March 31, 2022
Right of Use Lease Liabilities (Refer Note 49)	1,838	1,621
	1,838	1,621

Notes to Consolidated Financial Statements

For the year ended March 31, 2023

27 TRADE PAYABLES

Particulars	(₹ in Lakhs)	
	As at March 31, 2023	As at March 31, 2022
Due to Micro, Small and Medium Enterprises (Refer Note 44)	105	87
Other than Micro, Small and Medium Enterprises	18,746	30,090
(For ageing analysis of Trade Payables (Refer Note 69))	18,851	30,177

28 OTHER FINANCIAL LIABILITIES

Particulars	(₹ in Lakhs)	
	As at March 31, 2023	As at March 31, 2022
Unclaimed Dividend	1	1
(Unclaimed amounts are transferred to the Investor Education and Protection Fund when due)		
Unclaimed redemption proceeds and interest on Relief and Saving Bonds	3,000	1,967
Amounts due on settlement to Clearing House (Refer Note 45)	24,684	670
Amounts due on settlement to Clients and Brokers (Refer Note 45)	25,300	43,307
Amounts payable to State Governments on account of stamp duty collection	13,823	9,554
Amounts payable to Reserve Bank of India on account of distribution of Floating rate saving bonds	160	512
Amount payable to NPS Trust for subscription mobilized	1,646	1,143
Other creditors for capital expenses	772	469
Margin money from clients	7,121	16,254
Provision for expenses	1,555	2,368
Other Liabilities:		
- Provision for expenses	1,009	821
- Employee Benefits payable	1,391	3,032
- Other	730	972
	81,192	81,070

29 OTHER CURRENT LIABILITIES

Particulars	(₹ in Lakhs)	
	As at March 31, 2023	As at March 31, 2022
Advance Depository Participant charges	725	787
Advances from Customers	52,600	38,586
Statutory dues including Provident Fund and Taxes (includes amount due on settlement)	2,586	1,588
	55,911	40,961

30 SHORT TERM PROVISIONS

Particulars	(₹ in Lakhs)	
	As at March 31, 2023	As at March 31, 2022
Provision for Employee Benefits		
Provision for Gratuity (Refer Note 46)	35	21
Provision for Compensated Absences	265	139
	300	160

31 CURRENT TAX LIABILITIES(NET)

Particulars	(₹ in Lakhs)	
	As at March 31, 2023	As at March 31, 2022
Income Tax for the year (Net of Advance tax)	9	727
	9	727

Notes to Consolidated Financial Statements

For the year ended March 31, 2023

32 REVENUE FROM OPERATIONS

Particulars	(₹ in Lakhs)	
	Year ended March 31, 2023	Year ended March 31, 2022
Custodial Services	130	241
Depository Participant Services	8,352	12,823
Commission and Brokerage	41,209	35,936
Derivatives Clearing Services	450	880
Document Management Income	8,641	5,219
Sale of Goods	61	1,075
Other Operating Revenue	556	561
	59,399	56,735

33 OTHER INCOME

Particulars	(₹ in Lakhs)	
	Year ended March 31, 2023	Year ended March 31, 2022
Interest (Gross)		
- Govt. Securities & Bonds	671	665
- Deposits with banks	4,501	3,286
- Others	1,529	784
- Interest on Income Tax Refund	90	-
Dividend on long term investments	9,258	5,454
Dividend on current investments	*	14
Profit / (Loss) on sale of current investments (net) measured at FVTPL	(27)	63
Profit / (Loss) on sale of non current investments (net) measured at FVTPL	*	2
Fair value gain on investments measured at FVTPL	(23)	47
Profit on preclosure of ROU lease liabilities	13	3
Provisions for doubtful debts written back	-	572
Profit on sale/discarded fixed assets (net)	22	-
Sundry balances written back (net)	1,274	607
Insurance claim received	76	1,635
Miscellaneous Income	132	80
	17,516	13,212

34 EMPLOYEE BENEFIT EXPENSE

Particulars	(₹ in Lakhs)	
	Year ended March 31, 2023	Year ended March 31, 2022
Salaries, Allowances and Bonus	15,572	16,902
Contribution to provident and other funds	1,346	1,288
Employee costs - Gratuity	320	285
Staff welfare expenses	938	713
	18,176	19,188

35 FINANCE COSTS

Particulars	(₹ in Lakhs)	
	Year ended March 31, 2023	Year ended March 31, 2022
Interest on Bank Overdraft	85	139
Interest expense - Others	15	11
Interest on TREPS Borrowings	2	*
Interest on Right of Use Liabilities	542	486
Interest on Term Loan	92	32
	736	668

Notes to Consolidated Financial Statements

For the year ended March 31, 2023

36 SUB-BROKERAGE EXPENSES

Particulars	(₹ in Lakhs)	
	As at March 31, 2023	As at March 31, 2022
Sub-Brokerage Expenses	677	1,271
	677	1,271

* Denotes amount less than ₹ 1 Lakh.

37 OTHER EXPENSES

Particulars	(₹ in Lakhs)	
	Year ended March 31, 2023	Year ended March 31, 2022
Outsourcing Expenses	3,857	2,487
Depository Participant / Custodian Fees	809	1,596
Software Expenses	1,948	1,629
Rent	203	353
Rates and Taxes	193	190
Electricity Charges	949	842
Insurance Charges	787	643
Repairs and Maintenance:		
- Buildings	485	648
- Plant and Machinery	1,742	1,477
- Others	244	244
Fuel Expenses	14	15
Travelling and Conveyance	509	523
Postage and Courier	293	316
Telephone and Communication	778	768
Printing and Stationery Charges	1,069	904
Legal and Professional	904	1,008
Audit Fees (Refer Note 48)	88	89
Technical Know-how Fees	2,433	1,912
Loss due to Exchange Rate fluctuation	3	2
Corporate Social Responsibility / Donations(Refer Note 55)	157	62
Claims paid	4	104
Bad debts written off	229	306
Provision for doubtful debts/ advances	1,144	-
Loss on sale/discarded Fixed Assets	-	35
Advertisement and Publicity	562	300
Commission and brokerage to selling agents	8,124	5,749
Commodity Expenses	245	764
Document Management Expenses	821	337
Security Services	371	395
Meeting and Conference expenses	93	66
Training & recruitment	120	110
Exchange Charges	205	467
Other Miscellaneous Expenses	1,008	1,091
	30,391	25,432

Notes to Consolidated Financial Statements

For the year ended March 31, 2023

38 FAIR VALUE MEASUREMENTS

Financial Instruments by Category

(₹ in Lakhs)

Particulars	March 31, 2023				March 31, 2022			
	FVTPL	FVTOCI	Amortised cost	Category	FVTPL	FVTOCI	Amortised cost	Category
Financial assets: Non-current								
Non Current Investments								
Trade Investments - Other companies - unquoted	-	6,40,964	-	Level 2	-	4,72,734	-	Level 2
Quoted Equity Shares	-	562	-	Level 1	-	1,232	-	Level 1
Quoted Government Securities	-	-	3,102		-	-	2,134	
Quoted Tax free Secured Redeemable Non-convertible Bonds	-	-	-		-	-	4,521	
Quoted Non Convertible Debentures	-	-	*		-	-	*	
Mutual Funds - Quoted	23	-	-	Level 1	20	-	-	Level 1
Mutual Funds - Unquoted	2,237	-	-	Level 1	1,152	-	-	Level 1
Loans and Deposits	-	-	47		-	-	54	
Other Non-current Financial Assets	-	-	18,979		-	-	25,033	
Financial assets: Current								
Current Investments								
Quoted Government Securities	-	-	1,942		-	-	1,554	
Quoted Tax free Secured Redeemable Non-convertible Bonds	-	-	4,524	Level 1	-	-	1,030	Level 1
Quoted Equity Shares	177	-	-		*	-	-	
Mutual funds - unquoted	112	-	-	Level 1	*	-	-	Level 1
Trade and Other Receivables	-	-	20,804		-	-	21,220	
Cash and Cash Equivalents	-	-	70,845		-	-	70,294	
Bank Balances other than above	-	-	61,160		-	-	42,777	
Loans - Current	-	-	82		-	-	78	
Other Current Financial Assets	-	-	60,736		-	-	54,857	
Total Financial Assets	2,549	6,41,526	2,42,221		1,172	4,73,966	2,23,552	
Non-Current Liabilities								
Right of Use Lease Liabilities			4,040				3,089	
Borrowings			1,185				470	
Financial Liabilities: Current								
Borrowings	-	-	5,660		-	-	2,043	
Right of Use Lease Liabilities	-	-	1,838		-	-	1,621	
Trade Payables	-	-	18,851		-	-	30,177	
Other Current Financial Liabilities	-	-	81,192		-	-	81,070	
Total Financial Liabilities	-	-	1,12,766		-	-	1,18,470	

* denotes amount less than ₹ 1 lakh

Notes to Consolidated Financial Statements

For the year ended March 31, 2023

I. Fair Value Hierarchy

The fair values of the financial assets and liabilities are included at the amount that would be received to sell an asset or paid to transfer a liability in an orderly transaction between market participants at the measurement date. This section explains the judgements and estimates made in determining the fair values of the financial instruments that are (a) recognised and measured at fair value and (b) measured at amortised cost and for which fair values are disclosed in the financial statements. To provide an indication about the reliability of the inputs used in determining fair value, the company has classified its financial instruments into the three levels prescribed under the accounting standard. An explanation of each level have been provided below.

Level 1: Level 1 hierarchy includes financial instruments measured using quoted prices listed in NSE / BSE and NAV available for mutual funds.

Level 2: The fair value of financial instruments that are not traded in an active market is determined using valuation techniques which maximise the use of observable market data and rely as little as possible on entity-specific estimates. If all significant inputs required to fair value an instrument are observable, the instrument is included in level 2.

Level 3: If one or more of the significant inputs is not based on observable market data, the instrument is included in level 3.

Valuation Techniques

Weighted average price of last six months trades between Resident to Resident (except R to R - Indirect foreign Investment) is considered for valuation of NSE shares at each reporting period.

Valuation of Derivative contracts have been arrived on the basis of forward rates available in the market for the balance maturity of the instrument.

II. Fair value of Financial Assets and Liabilities measured at Amortised Cost

Particulars	(₹ in Lakhs)	
	Year ended March 31, 2023	Year ended March 31, 2022
	Fair value	Fair value
Financial Assets:		
Non-current Investments:		
Quoted Government Securities	3,102	2,134
Quoted Tax free Secured Redeemable Non-convertible Bonds	-	4,521
Quoted Non-convertible Debentures	*	*
Loans - Non-current	47	54
Other Non-current Financial Assets	18,979	25,033
Current Investments		
Quoted Government Securities	1,942	1,554
Quoted Tax free Secured Redeemable Non-convertible Bonds	4,524	1,030
Trade and Other Receivables	20,804	21,220
Cash and Cash Equivalents	70,845	70,294
Bank Balances other than above	61,160	42,777
Loans - Current	82	78
Other Current Financial Assets	60,736	54,857
Total Financial Assets	2,42,221	2,23,552

Notes to Consolidated Financial Statements

For the year ended March 31, 2023

Particulars	(₹ in Lakhs)	
	Year ended March 31, 2023	Year ended March 31, 2022
	Fair value	Fair value
Non-Current Liabilities		
Right of Use Lease Liabilities	4,040	3,089
Borrowings	1,185	470
Financial Liabilities: Current		
Borrowings	5,660	2,043
Right of Use Lease Liabilities	1,838	1,621
Trade Payables	18,851	30,177
Other Current Financial Liabilities	81,192	81,070
Total Financial Liabilities	1,12,766	1,18,470

* denotes amount less than ₹ 1 lakh

Fair Value at Amortised Cost

The management assessed that fair value of Loans non current, Other non current financial assets, Trade & other Receivables, Cash and Cash Equivalents, Bank Balances, Loans Current, Other Current Financial Assets, Security Deposit paid and received, Trade Payables, Other Current Financial Liabilities is same as their carrying amounts. These items have been categorised as level 3 due to use of Unobservable inputs for fair valuation.

39 FINANCIAL RISK MANAGEMENT

The Company's principal financial liabilities, comprises of trade and other payables, security deposits and employee liabilities. The main purpose of these financial liabilities is to finance the Company's operations and to provide guarantees to support its operations. The Company's principal financial assets include loans & advances, trade and other receivables, short-term deposits and cash / cash equivalents that derive directly from its operations. The Company also holds FVTOCI investments and enters into derivative transactions.

The Company is exposed to a number of different financial risks arising from natural business exposures as well as its use of financial instruments including equity price and credit risk.

The Risk Management Committee comprised of senior management oversees the management of these risks. The Company's senior management is supported by a Risk Management Compliance Board that advises on financial risks and the appropriate financial risk governance framework for the Company. The Risk Management Committee provides assurance to the Company's senior management that the Company's financial risk activities are governed by appropriate policies and procedures and that financial risks are identified, measured and managed in accordance with the Company's policies, risk objectives and risk appetite.

The Board of Directors oversee the risk management activities for managing each of these risks, which are summarised below:

Credit Risk:

Credit risk arises from the possibility that counter party may not be able to settle their obligations as agreed. The company is exposed to credit risk from investments measured at amortised cost, staff loans, security and other deposits, loans to subsidiaries, deposits with banks and others parties, trade and other receivables.

The Company periodically assesses the financial reliability of the counterparty, taking into account the financial condition, current economic trends, and analysis of historical bad debts and ageing of accounts receivable. Individual limits are set accordingly.

Investments at amortised cost are placed in government securities and high quality corporate and tax free bonds which is not having any significant credit risk. Inter corporate deposits and loans are mostly placed with group companies and hence the risk of credit loss is negligible. Staff loans are recovered through regular salary payments and in case of resignation and retirement, the same is recovered from full & final settlement of the employees.

Notes to Consolidated Financial Statements

For the year ended March 31, 2023

Security and other deposits are reassessed at every reporting dates and are mostly placed for leases, which can be adjusted against rental payments.

Trade Receivable: The company trades with recognized and credit worthy third parties. As per the Company's policy all credit customers are expected to pay within due date. In addition, receivable balances are monitored on an ongoing basis for recovery.

Reconciliation of Loss Allowance

Particulars	(₹ in Lakhs)	
	March 31, 2023	March 31, 2022
Opening Balance	2,821	3,441
Created / (Utilized) during the period	983	(620)
Closing Balance	3,804	2,821

Break up of Loss Allowance

Particulars	(₹ in Lakhs)	
	March 31, 2023	March 31, 2022
Allowance for doubtful debts	3,607	2,659
Expected Credit Loss on Trade Receivables	197	162
Total	3,804	2,821

Price Risk:

The Investments made by StockHolding is subject to price risk as outlined in the Notes to Financial Statements. The Investments are reviewed periodically for the performance of the portfolio. Liquidity and Conservatism are the primary considerations of the Investment Policy framework which are followed.

40 CAPITAL MANAGEMENT

The company's capital includes issued share capital and all other distributable reserves. The primary objective of the Company's Capital Management is to maximise shareholder value and to maintain an optimal capital structure to reduce the cost of capital. The company has long term and short term borrowings. All its capital needs are either met by internal accruals i.e. surplus balances of previous years, by effective management and borrowings. As at the balance sheet date, the company's share capital and distributable reserves and borrowings are:

Particulars	(₹ in Lakhs)	
	March 31, 2023	March 31, 2022
Share Capital	2,105	2,105
Distributable Reserves *	1,04,890	93,655
External Non-Current Borrowing	1,185	470
External Current Borrowing	5,660	2,043

* Distributable reserves are excluding unrealised gains and losses

Notes to Consolidated Financial Statements

For the year ended March 31, 2023

41 CONTINGENT LIABILITIES

Particulars	(₹ in Lakhs)	
	As at March 31, 2023	As at March 31, 2023
A) Claims against the Company not acknowledged as debts		
i) Income Tax demand	9	21
ii) Claims by a bank not acknowledged by the Company (refer note 43 below)	Amount unascertained	Amount unascertained
iii) Other claims not acknowledged as debt	724	724
<p>The Company is a party to various legal proceedings in the normal course of business and does not expect the outcome of these proceedings to have any adverse effect on its financial conditions, results of operations or cash flows. Further, claims by parties in respect of which the Management have been legally advised that the same are frivolous and not tenable, have not been considered as contingent liabilities as the possibility of an outflow of resources embodying economic benefit is highly remote.</p>		
iv) In respect of service tax matter for the financial year 2015-16 against which the Company had filed an appeal	244	-
<p>The office of Joint Commissioner of CGST and Central Exercise had issued a Show Cause cum Demand Notice (SCN) order on 19th November, 2022 to Stock Holding demanding service tax amount of ₹ 122 Lakhs and Penalty of ₹ 122 Lakhs also unquantified interest for the financial year 2015-16 on the difference in value of taxable services reported in ST-3 returns and the value declared in Income Tax Return (ITR). The company had filed an appeal with The Commissioner (Appeals) against the order on January 13, 2023</p>		
B) Bank Guarantees		
i) Provided to stock exchanges (backed by counter guarantees, cash collateral and securities)	32,500	22,500
ii) Other Bank Guarantees	6,012	6,100
iii) Corporate guarantee issued to MMTC	-	1,000
iv) FD pledged against OD limits given to Stock Holding Document Management Services Ltd	1,161	1,796
v) Corporate guarantee issued to IDBI Bank & SBI against CC and BG limits given to Stock Holding Document Management Services Ltd	4,037	4,037

42 CAPITAL AND OTHER COMMITMENTS :

Estimated amount of contracts to be executed on capital account, not provided for (net of advances) – ₹ 1305 Lakhs (As at March 31, 2022 - ₹ 2298 Lakhs).

43 STOCK HOLDING CORPORATION OF INDIA LIMITED

The Company had during the year 2000-01 undertaken a transaction of ₹ 2,445 lakh with a client through the Calcutta Stock Exchange (CSE) under the 'Cash on Payout' scheme for the sale of 7,20,000 equity shares of DSQ Industries Limited. The said transaction was confirmed by CSE based on which postdated cheques were issued. The cheques were stopped for payment before their due date by the Company as the underlying trade transaction was contended to be non-bonafide and disallowed by CSE. A Bank, which had granted financial assistance against the said cheques, issued a notice of demand against the Company under Section 138 of the Negotiable Instrument Act, 1881. The Bank also filed an application in the Debt Recovery Tribunal (DRT) for recovery of the amount along with compound interest from the Company and the client. The Company disputed the claim of the Bank. The Bank's application to the DRT was dismissed and only the client was held liable. The Bank and the client had filed an appeal in the Debt Recovery Appellate Tribunal (DRAT) against the order of DRT. The appeals were allowed vide the DRAT order dated September 23, 2011, which stated that the amount would carry compound interest from August 1, 2001 @ 19% p.a. with quarterly rests till realisation and the Bank was entitled to realize the sum from both the client and the Company. The Company filed a Revision Application in High Court, Calcutta on November 30, 2011 which was admitted but no interim relief was granted. Hence, the Company filed a Special Leave Petition (SLP) in the Supreme Court for stay of the High Court Order for not granting interim relief of staying the DRAT order, the Order of the DRAT and the recovery certificate and notice of demand issued by Presiding Officer and recovery officer of DRT respectively. The Supreme Court vide its order dated April 23, 2012 granted stay on the recovery proceedings and requested the Calcutta High Court to dispose off the Revision Application within a period of four months and the Company to deposit ₹ 3,000 lakh with the Calcutta High Court Registry within a period of 4 weeks from the date of order by way of a short term deposit in a nationalized bank. Accordingly, the Company had deposited the money with the Calcutta High Court,

Notes to Consolidated Financial Statements

For the year ended March 31, 2023

Registry. The Revision application was dismissed. The Company filed Special Leave Petition (SLP) in the Supreme Court in May 2015. The Supreme Court vide its order dated May 14, 2015 stayed the operation of the execution proceedings and the Company to deposit with the Registrar, Supreme Court of India, a fixed deposit receipt in the name of the Company and endorsed in favour of the Registrar an amount of not less than ₹ 3,000 lakh. Accordingly, the Company made the deposit. The amount of ₹ 6,000 lakh, deposited by the Company in the High Court (₹ 3,000 lakh) and Supreme Court (₹ 3,000 lakh) is shown under the heading "Other Non-current Financial Assets" under the sub-heading "Security and other deposits considered good" in the Statement of Balance Sheet. The bank was granted liberty to withdraw ₹ 3,000 lakh along with interest that had been lying as deposit before the High Court of Kolkata which is subject to final decision in the SLP. Accordingly, an amount of ₹ 38,04,44,259.69/- was released to the Bank. Further, by an order dated October 12, 2015, the Supreme Court directed the bank to withdraw an additional amount of ₹ 1,500 lakh along with accrued interest from the money deposited with the Supreme Court. Accordingly, an amount of ₹ 15,45,06,971/- was released to the Bank. The Special Leave petition has been converted into a Civil Appeal on February 08, 2017 and the matter is listed in the Supreme Court for final disposal. The matter was appearing in the weekly list for January 2020. No hearings had taken place in 2020 and options for early hearing were explored. However, the Bank mentioned the matter on December 06, 2021 for early listing and the Supreme Court directed the matter to be listed in four weeks time, approximately around January 11, 2022. The matter was listed and taken up on April 19, 2023 and now has been adjourned to May 11, 2023. The amounts released to the Bank is subject to the final decision in the matter. In view of the nature of dispute, the amount of contingent liability has not been ascertained. Pending final adjudication of the matter by the Hon'ble Supreme Court and also in view of the legal opinion obtained by the Company, in the opinion of the management, no provision is required to be made in the statement of Profit and Loss for year ending on 31st March 2023.

StockHolding Services Limited

The Company has received summons dated 6th March 2018 from Court of Additional Chief Metropolitan Magistrate, 4th court, Girgaon, Mumbai) for violation of provisions of section 81, 193 and 285 of Companies Act 1956 which took place prior to financial year 2008-09. SHCIL Services Limited had earlier filed the compounding applications with Regional Director, Mumbai. However on follow up it was understood that the compounding applications are not traceable. Now on the advice of legal consultants we have filed a fresh compounding application dated September 11, 2018 with ROC. The Compounding fee is the prerogative of Court, however based on past compounding orders, penal provision and as discussed with Advocates, the liability on account of Compounding application will not be a material amount and the same is unascertainable at the present.

44 DETAILS OF DUES TO MICRO, SMALL AND MEDIUM ENTERPRISES AS DEFINED UNDER THE MSMED ACT, 2006

Based on the information with the Company, amount overdue to the suppliers as defined under the Micro, Small and Medium Enterprises Development Act, 2006 as at March 31, 2023 on account of principal amount together with interest is ₹ 98 Lakhs (Previous Year: ₹ 81.51 Lakhs).

The details of amounts outstanding to Micro, Small and Medium Enterprises based on information available with the Company is as under:

Particulars	₹ in Lakhs)	
	March 31, 2023	March 31, 2022
Principal amount due and remaining unpaid	105	87
Interest due on above and the unpaid interest	*	*
Interest paid beyond the appointed day during the period	-	-
Payment made beyond the appointed day during the period	500	385
Interest due and payable for the period of delay	11	7
Interest accrued and remain unpaid at the end of period	*	*
Amount of further interest remaining due and payable in succeeding year	-	-

* denotes amount less than ₹ 1 Lakhs

Notes to Consolidated Financial Statements

For the year ended March 31, 2023

45 AMOUNT DUE ON SETTLEMENT (NET) REPRESENTS AMOUNTS RECEIVABLE FROM / (PAYABLE TO) CLEARING HOUSE, CLIENTS AND BROKERS, AS UNDER:

(₹ in Lakhs)

Particulars	As at March 31, 2023		As at March 31, 2022	
	Due to	Due from	Due to	Due from
Clearing House	24,684	14,307	670	22,676
Clients & Brokers	25,300	35,733	43,307	22,356
	49,984	50,040	43,977	45,032
Net Receivable / (Payable)		56		1,055

46 EMPLOYEE BENEFITS:

(₹ in Lakhs)

Particulars	As at March 31, 2023	As at March 31, 2022
A) Defined Contribution Plan		
The company has recognised following amounts in the Statement of Profit & Loss		
Contribution to Employee's Provident Fund	788	735
Contribution to Employee's Superannuation Fund	515	437
B) Defined Benefit Plans		
i) General Description :		
Gratuity is payable to all eligible employees of the Company on superannuation, death and resignation in terms of provisions of the Payment of Gratuity Act or as per the Company's scheme whichever is more beneficial. Benefit would be paid at the time of separation based on the last drawn base salary.		
Valuations of the defined benefit obligation on account of gratuity has been carried out by an independent actuary as at the Balance sheet date based on the following assumptions.		
ii) Major Actuarial Assumptions :		
a) Discount Rate	7.49%-7.50%	7.23%-7.31%
b) Rate of Return on Plan Assets	7.49%-7.50%	7.23%-7.31%
c) Salary Escalation	5.00%	5.00%
iii) Change in Benefit Obligation :		
Liability at the beginning of the Period/Year	4,953	4,833
Interest Cost	358	330
Current Service Cost	322	316
Past Service Cost- Vested Benefit	-	-
Benefit Paid	(321)	(394)
Actuarial (gain)/loss on obligations - Due to Demographic Assumption	-	(6)
Actuarial (gain)/loss on obligations - due to change in Financial Assumption	(101)	(149)
Actuarial (gain)/loss on obligations - due to Experience	(94)	23
Liability at the end of the Period/year	5,117	4,953
iv) Fair value of Plan Assets :		
Fair Value of Plan Assets at the beginning of the Period/Year	4,932	4,625
Expected Return on Plan Assets	354	316
Contributions	126	356
Benefit Paid	(321)	(394)
Return on Plan Assets (Excluding Interest Income)	(9)	29
Fair Value of Plan Assets at the end of the Period/Year	5,082	4,932
v) Actual Return on Plan Assets:		
Expected Return on Plan Assets	354	316
Actuarial gain/(loss) on Plan Assets	(9)	29
Actuarial Return on Plan Assets	345	345

Notes to Consolidated Financial Statements

For the year ended March 31, 2023

Particulars	(₹ in Lakhs)				
	As at March 31, 2023	As at March 31, 2022			
vi) Amount Recognised in the Balance Sheet :					
(Present value of benefit obligation at the beginning of the year)					
Fair Value of Plan Assets at the end of the Period/Year	5,082	4,932			
Liability at the end of the Period	(5,117)	(4,953)			
Funded Status (Surplus/Deficit)	(35)	(21)			
Net (Liability) / Asset Recognised in the Balance Sheet	(35)	(21)			
vii) Expense recognised in Profit and Loss for the Current Period :					
Current Service Cost	322	316			
Interest Cost	4	14			
Past Service Cost	-	-			
Expense Recognised	326	330			
viii) Expense recognised in Other Comprehensive Income (OCI) for Current Year :					
Actuarial (Gains) / Losses on Obligation for the Period/Year	(195)	(132)			
Return on Plan Assets, excluding Interest Income	8	(29)			
Net (Income) / Expense for the Period/Year recognised in OCI	(187)	(161)			
ix) Sensitivity Analysis :					
a) Holding Company - Stock Holding Corporation of India Limited					
Projected Benefit Obligation on Current Assumptions	4,971	4,822			
Delta effect +1% change in Rate of Discounting	(336)	(342)			
Delta effect - 1% change in Rate of Discounting	380	389			
Delta effect +1% change in Rate of Salary Increase	229	237			
Delta effect -1% change in Rate of Salary Increase	(219)	(225)			
Delta effect +1% change in Rate of Employee Turnover	109	104			
Delta effect -1% change in Rate of Employee Turnover	(119)	(114)			
b) Subsidiary Company - StockHolding Document Management Services Ltd					
Projected Benefit Obligation on Current Assumptions	106	95			
Delta effect +1% change in Rate of Discounting	(11)	(10)			
Delta effect - 1% change in Rate of Discounting	13	12			
Delta effect +1% change in Rate of Salary Increase	13	13			
Delta effect -1% change in Rate of Salary Increase	(11)	(11)			
Delta effect +1% change in Rate of Employee Turnover	3	3			
Delta effect -1% change in Rate of Employee Turnover	(4)	(3)			
c) Subsidiary Company - StockHolding Services Limited					
		As at March 31, 2023	As at March 31, 2022		
		DBO	Change	DBO	Change
		in DBO %	in DBO %	in DBO %	in DBO %
Discount rate varied by 0.5 %	+0.5%	38	-5.7%	34	-6.0%
	-0.5%	43	6.2%	39	6.6%
Salary Growth Rate varied by 0.5 %	+0.5%	42	5.4%	39	6.1%
	-0.5%	38	-5.6%	34	-6.2%
Withdrawal rate (W.R.) varied by 20%	W. R X 110%	40	0.5%	37	0.5%
	W. R X 90%	40	-0.7%	36	-0.5%

The long term employee benefits in the form of compensated absences have been determined using the projected unit credit method as at the Balance Sheet date on the basis of an actuarial valuation.

Notes to Consolidated Financial Statements

For the year ended March 31, 2023

The gratuity scheme is invested in a group gratuity cum assurance policy offered by Life Insurance Corporation of India.

x) Basis used to determine expected rate of return on assets :

Expected rate of return on investments is determined based on the assessment made by the Company at the beginning of the year for returns over the entire life of the related obligation. The gratuity scheme is invested in a group gratuity cum assurance policy offered by Life Insurance Corporation of India.

C) Other Long Term Employee Benefits :

The long term employee benefits in the form of compensated absences have been determined using the projected unit credit method, as at the Balance Sheet date on the basis of an actuarial valuation.

47 THE MOVEMENT IN PROVISION FOR CLAIMS IS AS UNDER :

Particulars	(₹ in Lakhs)	
	As at March 31, 2023	As at March 31, 2022
Opening Balance	2,446	2,446
Additions during the Period/Year	-	-
Reversal during the Period/Year	-	-
Closing Balance	2,446	2,446

48 AUDIT FEES (EXCLUDING TAXES)

Particulars	(₹ in Lakhs)	
	As at March 31, 2023	As at March 31, 2022
As Auditor :		
Audit fees	74	72
Tax Audit fees	8	8
In other capacity :		
Certification and other charges	4	8
Out of Pocket Expenses	2	1
	88	89

49 DISCLOSURE IN RESPECT OF LEASES

Lease Rent

The Company has entered into agreements for operating leases in respect of office and residential premises taken on lease. Right of Use Asset is created for all the leases which are long term in nature.

- a) Under these agreements refundable interest free deposits are given.
- b) All these agreements have restriction on further leasing.
- c) Lease agreements for office premises includes escalation clause for future lease payments.

Effective April 01, 2019, the Company adopted Ind AS 116 "Leases" and applied the standard to all lease contracts existing on April 01, 2019 using the modified retrospective method on the date of initial application. Consequently, the Company recorded the lease liability and right of use at the present value of the lease payments discounted at the incremental borrowing rate.

	(₹ in Lakhs)	
	March 31, 2023	March 31, 2022
Amounts Recognised in the Balance Sheet		
(a) Right of Use Assets	5,223	4,135
(b) Lease Liabilities	5,877	4,710
The following is the break-up of current and non-current lease liabilities		
Current lease liabilities	1,838	1,621

Notes to Consolidated Financial Statements

For the year ended March 31, 2023

	(₹ in Lakhs)	
	March 31, 2023	March 31, 2022
Non-current lease liabilities	4,040	3,089
Total	5,878	4,710
The following is the movement in lease liabilities		
Opening Balance	4,710	4,911
Additions	3,194	2,293
Finance cost accrued during the year	530	485
Payment of lease liabilities	(2,459)	(2,261)
Adjustments	(98)	(719)
Closing Balance	5,877	4,710
The following is the movement in right-of-use asset		
Opening Balance	4,135	4,271
Additions	3,194	2,293
Depreciation charge during the year	(2,037)	(1,892)
Adjustments	(69)	(537)
Closing Balance	5,223	4,135
Amounts recognised in the statement of Profit & Loss		
(a) Depreciation Charge for the Right of Use Assets	2,038	1,895
(a) Interest Expenses (included in finance cost)	542	486
(c) Expenses relating to short term leases	1	-
<p>The Company does not face a significant liquidity risk with regard to its lease liabilities as the current assets are sufficient to meet the obligations related to lease liabilities as and when they fall due. The weighted average incremental borrowing rate applied to lease liabilities for financial year 2021-2022 & 2022-2023 is 10%</p>		
StockHolding Corporation of India Ltd.		
Details regarding the contractual maturities of lease liabilities on an undiscounted basis.		
Less than one year	1,306	1,182
One to Five years	2,313	2,093
More than Five years	841	469

50 EARNINGS PER SHARE:

	(₹ in Lakhs)	
Particulars	As at March 31, 2023	As at March 31, 2022
Profit for the year as per Statement of Profit and Loss	18,477	14,831
No. of Shares at the beginning of the Quarter	2,10,54,400	2,10,54,400
No. of Shares at the end of the Quarter	2,10,54,400	2,10,54,400
Weighted average number of shares outstanding during the year (Nos)	2,10,54,400	2,10,54,400
Earnings per share for the year (for continued operation) in ₹		
Basic / Diluted	87.76	70.44

51 FOREIGN CURRENCY EXPOSURE

	(₹ in Lakhs)	
Particulars	As at March 31, 2023	As at March 31, 2022
Particulars of unhedged foreign currency exposures as at the balance sheet date		
Trade Payables	-	USD 22,174.64

Notes to Consolidated Financial Statements

For the year ended March 31, 2023

52 RELATED PARTIES

a. List of Related Parties

Ultimate Holding Company / Holding Company

IFCI Limited

Fellow Subsidiaries

IFCI Venture Capital Funds Limited

IFCI Infrastructure Development Limited

IFCI Financial Services Limited

IFCI Factors Limited

Subsidiary Companies

Stock Holding Services Limited (Formerly know as SHCIL Services Limited)

Stock Holding Document Management Services Limited

Stock Holding Securities IFSC Limited

Key Management Personnel

IFCI Ltd

Shri Manoj Mittal

Managing Director and Chief Executive Officer

Shri Sunil Kumar Bansal

Deputy Managing Director (Upto September 12, 2022)

Shri Prasoon

Chief General Manager & CFO (wef September 16, 2021)

Ms Priyanka Sharma

Company Secretary (CS) (wef September 16, 2021)

Stock Holding Corporation of India Ltd

Shri Ramesh N.G.S

Managing Director & CEO (upto April 13, 2023)

Shri Vinay E Purohit

Chief Financial Officer (CFO)

Shri Shashikant Nayak

Company Secretary (CS)

Shri Manoj Mittal

Non Executive Chairman

Shri Ashok Motwani

Independent Director - Non Executive

Shri Animesh Chauhan

Independent Director - Non Executive

Shri Sachikanta Mishra

Non Executive Director

Shri Sunil Kumar Bansal

Non Executive Director (upto September 22, 2022)

Ms Vasantha Govindan

Non Executive Director

Ms Sarojini Dikhale

Non Executive Director (Upto December 29, 2022)

Ms Rekha Gopalkrishnan

Non Executive Director (upto February 15, 2022)

Ms Madhulika Bhasker

Non Executive Director (wef February 16, 2022)

Stock Holding Document Management Services Limited

Shri Ramesh NGS

Non Executive Chairman (Upto April 13, 2023)

Shri Umesh Punde

Executive Vice Chairman and MD & CEO (Designated as EVP & whole Time Director wef April 01, 2023)

Ms Pandula Sreelakshmi

Director (Appointed as MD & CEO wef April 01, 2023)

Shri Venkatraman Iyer

Independent Director

Shri Sanjay Sharma

Independent Director

Shri Jagdish Thakur

Director

Ms Rita Kaul

Director (Upto October 20, 2022)

Shri Sanjeev Vivrekar

Managing Director & CEO (Upto July 31, 2022)

Notes to Consolidated Financial Statements

For the year ended March 31, 2023

Shri Dinesh Kumar Garg	Additional Director (appointed w.e.f October 21, 2022)
Shri Debashis Gupta	Additional Director (appointed w.e.f October 21, 2022)
Ms Jyoti Katira	Chief Financial Officer (CFO)
Ms Jajvalya Raghavan	Company Secretary (CS)

StockHolding Services Limited (Formerly known as SHCIL Services Limited)

Shri Ramesh N G S	Non executive Director (Chairman) (Upto April 13, 2023)
Shri Amit Dassi	Non executive Director
Ms Sarla Menon	Non executive Director
Shri G Anantharaman	Independent Director
Shri D.C. Jain	Independent Director
Shri Sanjay Pote	Managing Director & CEO
Shri Hemang Ladani	Chief Financial Officer
Shri Rajneesh Singh	Company Secretary

StockHolding Securities IFSC Limited

Shri Ramesh N.G.S	Non Executive Chairman (upto April 13, 2023)
Shri Kanaksabapathy Kumar	Independent Director – Non-Executive (Upto Oct. 12, 2022)
Shri R. Anand	Non-Executive Director (upto May 31, 2022)
Shri Shreekant Patwardhan	Non-Executive Director (wef June 01, 2022)
Shri Krishna Iyer Mani	Additional Director - Non-Executive (wef Nov 04, 2022)
Ms. Shikha Gupta	Additional Director - Non-Executive (wef Nov 14, 2022)
Shri Manoj Parida	Non-Executive Director (upto Nov.11, 2022)
Shri Prabhat Dubey	Managing Director & CEO (upto April 17, 2023)
Shri Manish Agrawal	Managing Director & CEO (wef April 18, 2023)
Ms. Arati Bhatt	Chief Financial Officer
Ms. Kirty Pareek	Company Secretary (upto July 22, 2022)
Ms. Ekta Shukla	Company Secretary (wef November 14, 2022)

Trust wherein the Company has control :

SHCIL Employee Group Gratuity Scheme
SHCIL SuperAnnuation Scheme
SHCIL Foundation

Notes to Consolidated Financial Statements

For the year ended March 31, 2023

b. Transactions with Related Parties during the quarter

Particulars	March 31, 2023				March 31, 2022			
	Holding Company	Fellow Subsidiaries	Key Management Personnel	Ultimate Holding Company	Holding Company	Fellow Subsidiaries	Key Management Personnel	Ultimate Holding Company
Service Charges Received	*	9	-	-	4	5	-	-
Income: Physical custody, digitisation, software sales & related software services	-	-	-	*	-	-	-	1
Commission Paid	-	-	-	-	-	*	-	-
Interest received on Investments	210	-	-	-	210	-	-	-
Reimbursement of Cost of Deputed Employees	-	19	-	-	-	9	-	-
Sitting Fees Paid	14	-	-	-	17	-	-	-
Dividends Paid	3,896	-	-	-	3,005	-	-	-
Managerial Remuneration	-	-	255	-	-	-	214	-
Brokerage Received	-	-	-	-	-	-	-	-
Rent Paid	263	-	-	-	246	-	-	-
Outstanding Balances	-	-	-	-	-	-	-	-
Trade and Other Receivables	2	21	-	*	-	-	-	*
Trade and Other Receivables (Interest on Debentures/Tax Free Bonds)	-	*	-	-	2	-	-	-
Trade and Other Payables	*	589	-	-	200	1,507	-	-
Investments in Tax Free Bonds	2,500	-	-	-	2,500	-	-	-
Investments in Corporate Bonds	-	-	-	-	-	-	-	-
Security Deposit Paid	81	-	-	-	68	-	-	-

* denotes amounts of less than ₹ 1 Lakh

Notes to Consolidated Financial Statements

For the year ended March 31, 2023

Particulars	Depository/Custodial Service		Eservices		Professional Clearing Member		Document Custody & Digitalisation Services		Broking Services		Others		Total	
	Year ended March 31, 2023	As at March 31, 2022	Year ended March 31, 2023	As at March 31, 2022	Year ended March 31, 2023	As at March 31, 2022	Year ended March 31, 2023	As at March 31, 2022	Year ended March 31, 2023	As at March 31, 2022	Year ended March 31, 2023	As at March 31, 2022	Year ended March 31, 2023	As at March 31, 2022
	(₹ in Lakhs)													
Segment Assets	10,913	67,271	76,142	50,431	19,655	29,758	14,966	15,693	27,658	50,750	7,51,930	5,00,304	9,01,264	7,14,207
Unallocated Assets													17,977	17,656
Total Assets													9,19,241	7,31,863
Segment Liabilities	4,826	5,490	68,346	48,831	8,187	14,525	4,714	12,040	25,155	39,023	1,98,333	1,40,928	3,09,561	2,60,837
Unallocated Liabilities													9,121	11,555
Total Liabilities													3,18,682	2,72,392
Cost incurred during the year to acquire Segment Fixed Assets	628	449	841	295	58	34	1,425	738	651	45	661	832	4,264	2,393
Depreciation	305	300	554	225	28	23	847	707	302	131	347	368	2,383	1,754
Non-cash expenses other than Depreciation														
- Bad debts written off	182	306	-	-	-	-	41	-	6	-	-	-	229	306
- Provision for bad and doubtful debts	(23)	-	1,233	-	-	-	(166)	-	98	-	2	-	1,144	-

The accounting policies adopted for Operating Segment are in line with the accounting policies of the Company. Segment assets include all operating assets used by the business segments. Segment liabilities include the operating liabilities that result from the operating activities of the business. Segment Assets and Liabilities that cannot be allocated between the segments are shown as part of unallocated corporate assets and liabilities respectively. Incomes/expenses relating to the enterprise as a whole and not allocable on a reasonable basis to business segments are reflected as unallocated corporate incomes/expenses.

C Operating Segments are as under:

- Depository and Custodial services : Depository Participant services cater to all individual and corporate clients; Custodial Services include Clearing and Settlement services (cash segment) Electronic and Physical safe keeping services.
 - Estamping : Central Record Keeping Agency (CRA) authorised by Ministry of Finance, Government of India to design and implement an electronic method of stamp duty collection, it also includes collection of E-Registration and E-Court Fees."
 - PCM : Professional Clearing Member of Derivatives Segment at the Bombay Stock Exchange, at the Futures & Options Segment of the NSEIL and at the commodity of the MCX respectively.
 - Document Custody and Digitisation Services : Providing physical document custody and digitisation services
 - Broking Services: Providing broking and advisory services. Services are provided to Institutional and retail clients.
 - Others include Sale of bullion and other goods, distribution services and other allied services.
- D
- Segments have been identified and reported taking into account the nature of services and different risk and returns
 - There are no reportable geographical segments

Notes to Consolidated Financial Statements

For the year ended March 31, 2023

- 54** Balances appearing under trade payable, trade receivables, loans and advances, other current liabilities and other current assets are subject to confirmation and consequential adjustment, if any.
- 55** Corporate Social Responsibility (CSR) amount which has been spent towards various schemes as prescribed under Section 135 at the companies Act, 2013 are as under. The CSR activities include eradicating hunger and poverty, promoting health care, education and sanitation, ensuring environmental sustainability etc. The amount spent during the period are given below:

Name of Company	(₹ in Lakhs)	
	As at March 31, 2023	As at March 31, 2022
StockHolding Corporation of India Limited	105	31
StockHolding Services Limited (formerly known as SHCIL Services Limited)	39	28
StockHolding Document Management Services Limited	-	-
StockHolding Securities IFSC Limited	-	-
Total	144	59

56 STATEMENT OF NET ASSETS, SHARE IN PROFIT OR LOSS AND TOTAL COMPREHENSIVE INCOME OF GROUP IN SUBSIDIARIES

The subsidiary companies considered in the consolidated financial statements are :

Name of the Subsidiary	Country of Incorporation of Residence	Proportion of Ownership Interest
StockHolding Services Limited (formerly known as SHCIL Services Limited)	India	100%
StockHolding Document Management Services Limited	India	100%
StockHolding Securities IFSC Limited	India	100%

Name of the entity in the Group	(₹ in Lakhs)						
	As a % Net Assets	Net Asset Amount	% of Share in Profit or Loss	Profit after Tax	% of Share in total Comprehensive Income	Total Comprehensive Income	
Parent							
Stock Holding Corporation of India Limited	97.00	5,82,557	69.19	12,785	96.08	1,42,646	
Subsidiaries							
StockHolding Services Limited (formerly known as SHCIL Services Limited)	1.41	8,489	34.18	6,314	4.26	6,317	
StockHolding Document Management Services Limited	1.33	8,012	(2.87)	(530)	(0.36)	(540)	
StockHolding Securities IFSC Ltd	0.26	1,501	(0.50)	(92)	0.02	25	
TOTAL	100	6,00,559	100	18,477	100	1,48,448	

Notes to Consolidated Financial Statements

For the year ended March 31, 2023

57 INCOME TAX EXPENSE

Particulars	(₹ in Lakhs)	
	As at March 31, 2023	As at March 31, 2022
(a) Income Tax Expense		
Current Tax	4,091	3,328
Deferred Tax	(290)	(30)
Total of Tax Expense	3,801	3,298
(b) Reconciliation of tax expense and the accounting profit multiplied by tax rate		
Profit from continuing operations before Income Tax expense	22,278	18,129
Tax at the Tax Rate of 25.168%	5,607	4,563
Tax effect of amounts which are not deductible (taxable) in calculating taxable income:		
Interest on tax free bonds	(105)	(111)
Tax deduction for Dividend paid	(1,855)	(1,431)
Others	154	278
Tax Expenses	3,801	3,298

- 58** Securities Pledged by the clients under Margin Pledge System for Professional Clearing Member Segment are re-pledged to Clearing Corporation for all the clients.
- 59** The company in the year 1992-93 had purchased 18 residential flats admeasuring 9216 square feet from MHADA vide their possession and allotment letter at Tilak Nagar, Chembur on outright sale basis for the use as staff quarters. Pending registration of flats in favour of company, these properties are shown under fixed assets - building. The company is rigorously following up with the respective authorities for getting the registration to get the clear title of the property. Company has appointed a Consultant, Mr. Subhash Bhalchandra Sawant, vide MC dated 27th December 2019 with regard to conveyance of Building No. 166 located at Tilak Nagar, Chembur allotted by MHADA. The Consultant was working with MHADA and after rigorous follow up, he has been informed by the Executive Engineer, Kurla Division that since the conveyance will be done in the name of Stock Holding, the premium amount on land i.e. 2.5% needs to be paid to MHADA amounting to ₹ 16,03,584/- plus applicable taxes. Post payment, Stock Holding will be assigned the ownership of the said premises and will no longer have to pay lease rent of ₹ 0.16 Lakhs p.a. to the Government. Accordingly an internal approval dated 11th April 2022 was taken with regard to the same and payment of ₹ 16.04 Lakhs plus applicable taxes was made to Asst. Account Officer Mumbai Board by way of pay order. We are awaiting No Dues Certificate (NDC) from MHADA with regard to the payment done. Meanwhile, the Company had submitted the documents required by MHADA including Draft of Conveyance Deed duly accepted.
- 60** There was an incident of Short Deposit of Cash of ₹ 14.50 Lakhs at e-Stamping Sub Registrar Office (SRO) counter at Alwar in the month of January 2021. An employee did not deposit all the cash collected by him. An FIR has been filed against him and he has been suspended. A claim was lodged and the same is settled by the Insurance Company for ₹ 13.35 Lakhs in Dec, 2021. An amount of ₹ 0.69 Lakhs recovered from the salary of the said employee and also police authorities recovered an amount of ₹ 0.25 Lakhs from the said employee. The case of short deposit of cash at e-stamping SRO counter at Alwar is treated as closed, as the insurer has processed the claim of Stock Holding.
- 61** There was an incident of fraudulent transmission and later sale of securities worth ₹ 73 Lakhs from a Demat account of a client in Kolkata RNM office in the month of November, 2021. During the course of internal audit the fraud was detected on a timely basis. The Company acted swiftly and a police complaint was filed. The funds on sale of securities was traced to the bank account of the person who committed the fraud, same has been frozen by Bank. Stock Holding has lodged insurance claims on December 9, 2021 with the insurance company. The loss incurred on restoration of shares, ₹ 73 Lakhs has been accounted as "Claims Paid" in the books.

Notes to Consolidated Financial Statements

For the year ended March 31, 2023

In this regard, StockHolding has filed a petition in the Metropolitan Magistrate, Calcutta to issue orders to defreeze the bank account maintained at Punjab National Bank. The Metropolitan magistrate had passed an order dated October 18, 2022, whereby he has ordered to defreeze the bank account and release of funds amounting to ₹ 67,35,411.58 from the PNB account of Surojit Mitra to StockHolding Corporation of India Ltd. The amount was credited to StockHolding on October 29, 2022. Further we have also filed an application for release of the interest accumulated on the said amount. The Court was of the view that an order on the FIR amount was already given and further application for interest amount cannot be sought under the same application. A fresh application would have to be moved, the cost of filing a fresh application would have been more than the interest (interest amount was approx ₹ 1 lakh). Further, an amount of ₹ 3.15 lakhs was also received from Insurance on March 23, 2023 by way of legal fees incurred. In view of the amounts received from the bank & insurance, this claim may be treated as full and final settlement received and further be treated as closed."

62 FIRE INCIDENT AT MAHAPE OFFICE PREMISES OF STOCK HOLDING CORPORATION OF INDIA LTD.

There was a fire incident on December 11, 2017 at Mahape premises of the Company. The insurance company have appointed surveyors. The Corporation has received the insurance claim amounting to ₹ 1,405 Lakhs on 28th July, 2021 towards the fire incident. The surveyors assessed the damage to the property of the Company. The Company appointed contractors to carry out the repair work for the Interior and Basement areas. Expenses amounting to ₹ 37.85 Lakhs has been transferred to Repairs & Maintenance Account for Mahape Interiors furnishing for year ended March 31, 2023. (Previous Year ₹ 129.79 Lakhs for Mahape Interiors furnishing).

The completion of the repair/ renovation work has been delayed due to the outbreak of the COVID-19 pandemic and the lockdown enforced by the Government. The work resumed at the end of August 2020 and completed, with major work pertaining to the work order of Mahape Interior being completed."

StockHolding Document Management Services Limited

- (a) A fire incident occurred on December 11, 2017 at Mahape premise of the company.
- (b) The Company has been receiving claims for loss of documents from its clients. Majority of the clients have completed audit while others are in various stages of conducting audit through their auditors to assess damage to their documents for the final claims. Pending ascertainment of actual claim, the company has not provided/disclosed for such claim/contingent liabilities and corresponding insurance claim receivable in the books of account as on March 31, 2023. Also, the Company is a party to legal proceedings but does not expect the outcome of these proceedings to have any adverse effect on its financial conditions, results of operations or cash flows. Further, claims by party (ies) in respect of which the management has been advised by its legal counsel, that the same are frivolous and not tenable, have also not been considered as contingent liabilities.

- 63 The Comptroller and Auditor General of India has conducted the audit for the audit for the Financial Year 2021-22, and issued the Preliminary Objection Memos (PMOs). The one of the POMs stated that software maintenance AMC expenses to be amortised over the period of the contract which was accounted as expenses due to error. Accordingly ₹ 9,23,401/- should have been accounted as Prepaid Expense, however it is accounted as Expense for the financial year 2021-22. This has resulted in the overstatement of expenses, understatement of Profit and understatement of other Financial Assets by ₹ 9,23,401/-

64 DISTRIBUTIONS MADE AND PROPOSED:

Particulars	(₹ in Lakhs)	
	As at March 31, 2023	As at March 31, 2022
Cash Dividend on the Equity Shares declared		
i) Final Dividend Declared	2,421	1,684
Total	2,421	1,684
ii) Interim Dividend Declared	4,948	4,000
Total	4,948	4,000
iii) Final Dividend Proposed	3,958	2,421
Total	3,958	2,421

Notes to Consolidated Financial Statements

For the year ended March 31, 2023

65 STOCK HOLDING CORPORATION OF INDIA LIMITED

Income Tax Assessment of StockHolding Corporation of India is completed upto Assessment Year 2007-08.

Income Tax Assessment of StockHolding Services Limited (formerly known as SHCIL Services Limited) is completed upto Assessment Year 2008-09.

Income Tax Assessment of StockHolding Document Management Services Limited is completed upto Assessment Year 2017-18.

Income Tax Assessment of StockHolding Securities IFSC Limited is completed for Assessment Year 2020-21.

66 INCOME TAX RATES APPLICABLE ARE GIVEN BELOW:

Name of the Subsidiary	A.Y. 2023-24
Stock Holding Corporation of India Limited	25.168%
StockHolding Services Limited (Formerly known as SHCIL Services Limited)	25.168%
StockHolding Document Management Services Limited	25.168%
StockHolding Securities IFSC Limited 10 year Tax Holiday but MAT will be applicable @9%	9.000%

67 EXCEPTIONAL ITEMS OF STOCKHOLDING DOCUMENT MANAGEMENT SERVICES LIMITED:

Particulars	(₹ in Lakhs)	
	As at March 31, 2023	As at March 31, 2022
Income		
Claim received from Insurance	140	-
	140	-
Expenses		
Claims paid to clients towards loss of documents	197	285
Total	197	285
Net Exceptional Items	(57)	(285)

68 AGEING ANALYSIS OF TRADE RECEIVABLE:

a) For the Current Period

Particulars	As on March 31, 2023						Elimination	Total
	Less than 6 months	6 months- 1 year	1-2 years	2-3 years	More than 3 years			
i) Undisputed Trade receivables - considered good	15,215	3,659	107	41	-	-	19,022	
ii) Undisputed Trade Receivables - considered doubtful	-	-	1,645	1,165	864	-	3,674	
iii) Disputed Trade Receivables - considered good	-	-	-	-	-	-	-	
iv) Disputed Trade Receivables - considered doubtful	-	-	-	-	-	-	-	
v) Unbilled Revenue	1,912	-	-	-	-	-	1,912	
Total	17,127	3,659	1,752	1,206	864	-	24,608	
Less: Allowance for Trade receivable which have significant increase in credit risk	-	-	1,623	1,135	849	-	3,607	
Less: Expected Credit Loss on Trade Receivables	157	40	-	-	-	-	197	
TOTAL	16,970	3,619	129	71	15	-	20,804	

Notes to Consolidated Financial Statements

For the year ended March 31, 2023

b) For the Previous Period:

Particulars	As on March 31, 2022						Total
	Less than 6 months	6 months- 1 year	1-2 years	2-3 years	More than 3 years	Elimination	
	i) Undisputed Trade receivables - considered good	16,669	1,674	404	24	182	
ii) Undisputed Trade Receivables - considered doubtful	82	36	2,192	502	544	-	3,356
iii) Disputed Trade Receivables - considered good	-	-	-	-	-	-	-
iv) Disputed Trade Receivables - considered doubtful	-	-	-	-	-	-	-
v) Unbilled Revenue	-	-	-	-	-	-	-
Total	16,751	1,710	2,596	526	726	1,732	24,041
Less: Allowance for Trade receivable which have significant increase in credit risk	82	36	1,495	502	544	-	2,659
Less: Expected Credit Loss on Trade Receivables	129	9	3	-	2	19	162
TOTAL	16,540	1,665	1,098	24	180	1,713	21,220

* denotes amount less than ₹ 1 Lakh

69 AGEING ANALYSIS OF TRADE PAYABLES:

a) For the Current Period

Particulars	As on March 31, 2023				Total
	Outstanding for following periods from due date of payment				
	Less than 1 Year	1-2 years	2-3 years	More than 3 years	
i) MSME	105	-	-	-	105
ii) Others	18,489	99	59	98	18,745
iii) Disputed dues- MSME	-	-	-	-	-
iv) Disputed dues- Others	-	-	-	-	-
Total	18,594	99	59	98	18,850

b) For the previous year ended

Particulars	As on March 31, 2022				Total
	Outstanding for following periods from due date of payment				
	Less than 1 Year	1-2 years	2-3 years	More than 3 years	
i) MSME	87	-	-	-	87
ii) Others	30,002	65	19	4	30,090
iii) Disputed dues- MSME	-	-	-	-	-
iv) Disputed dues- Others	-	-	-	-	-
Total	30,089	65	19	4	30,177

70 USE OF FUNDS:

The company has used funds for the purpose for which they were borrowed from banks and financial institutions during the year.

71 CHANGE DUE TO REVALUATION

During the year company has not revalued its Property Plant and Equipment (PPE) and intangible assets.

Notes to Consolidated Financial Statements

For the year ended March 31, 2023

72 OTHER ADDITIONAL REGULATORY DISCLOSURES AS REQUIRED UNDER SCHEDULE III

a) Title Deeds of Immovable Property:

Relevant line item in the balance sheet	Description of the property	Gross carrying value	Title deed held in the Name of	Whether title deed holders are promoters, directors or relative of promoters, directors or employee of promoters, directors	Period of Holding the property	Reason for not being in the name of the company and whether the property is under dispute
Property, Plant and Equipment	18 Flats at Tilak Nagar-9216 Sq. Feet	110.58	Stock Holding Corporation of India Limited	No	Since 01/05/1993	The conveyance of the property is under process

b) Valuation by registered valuer:

During the year ended, the company has not revalued its property, plant and equipment or intangible assets.

c) Loans and advances

The company has not granted any loans and advances in the nature of loans to promoters, directors, Key Managerial Personnel (KMPs) and the related parties, repayable on demand or granted without specifying terms.

d) i) Ageing analysis of Capital Work-in-Progress:

(₹ in Lakhs)

Capital Work-in-Progress	Amounts in CWIP for a period of March 2023				Total
	Less than 1 year	1-2 years	2-3 years	More than 3 years	
Projects in Progress:- - Third Building Project at Mahape	456	4	2	7	469
- Server Switches	80	-	-	-	80
Total	536	4	2	7	549

(₹ in Lakhs)

Capital Work-in-Progress	Amounts in CWIP for a period of Mar 2022				Total
	Less than 1 Year	1-2 years	2-3 years	More than 3 years	
Projects in Progress:- - Third Building Project at Mahape	425	424	236	2	1,087
- Cloud Resiliency Orchestra project	-	-	64	-	64
Total	425	424	300	2	1,151

ii) Details of Capital Work-in-Progress, whose completion is overdue or has exceeded its cost compared to its original plan as on March 31, 2023:

(₹ in Lakhs)

Capital Work-in-Progress	To be completed in			
	Less than 1 year	1-2 years	2-3 years	More than 3 years
Third building project at Mahape office - (Completion is overdue but not exceeded its costs compared to its original plan)	469	-	-	-

Notes to Consolidated Financial Statements

For the year ended March 31, 2023

The project completion is overdue at original plan. However, the cost of project has not been exceeded compared to its original plan.

ii) Details of Capital Work-in-Progress, whose completion is overdue or has exceeded its cost compared to its original plan as on March 31, 2022:

(₹ in Lakhs)

Capital Work-in-Progress	To be completed in			
	Less than 1 year	1-2 years	2-3 years	More than 3 years
Third building project at Mahape office - (Completion is overdue but not exceeded its costs compared to its original plan)	1,087	-	-	-
Cloud Resiliency Orchestra Project by General Technologies (Completion is overdue but not exceeded its costs compared to its original plan)	-	64	-	-

The project completion is overdue at original plan. However, the cost of project has not been exceeded compared to its original plan.

e) i) Ageing analysis of Intangible Assets under development:

(₹ in Lakhs)

Intangible Assets under development	Amounts for year ended March 2023				Total
	Less than 1 year	1-2 years	2-3 years	More than 3 years	
Projects in progress: - Development of Estamping Software	23	-	-	-	23
Projects In Progress : SSL	155	386	-	-	541
Total	178	386	-	-	564

(₹ in Lakhs)

Intangible Assets under development	Amounts for the year ended March 2022				Total
	Less than 1 year	1-2 years	2-3 years	More than 3 years	
Projects in progress: - SWAP software installation project	-	16	-	-	16
- Mobile Application project	9	-	-	-	9
Projects in progress of subsidiary	386	-	-	-	386
Total	395	16	-	-	411

ii) Details of Intangible assets under development, whose completion is overdue or has exceeded its cost compared to its original plan as on March 31, 2023:

(₹ in Lakhs)

Intangible Assets under development	To be completed in			
	Less than 1 year	1-2 years	2-3 years	More than 3 years
-	-	-	-	-

Notes to Consolidated Financial Statements

For the year ended March 31, 2023

The project completion is overdue at original plan. However, the cost of project has not been exceeded compared to its original plan.

Details of Intangible assets under development, whose completion is overdue or has exceeded its cost compared to its original plan as on Mar 31, 2022:

(₹ in Lakhs)

Intangible Assets under development	To be completed in			
	Less than 1 year	1-2 years	2-3 years	More than 3 years
SWAP software installation project (Completion is overdue but not exceeded its costs compared to its original plan)	16	-	-	-

The project completion is overdue at original plan. However, the cost of project has not been exceeded compared to its original plan.

f) Benami Property:

No proceedings have been initiated or pending against the company for holding any benami property under the Benami Transactions (Prohibition) Act, 1988 (45 of 1988) and the rules made thereunder.

g) Borrowing Against Security of Trade Receivables/Book Debts (Current Assets):

Details of quarterly return/statement	Trade Receivable as per Books (₹ Lakhs)	Trade Receivable as per return/statement submitted to banks/Financial Institutions (₹ Lakhs)	Differences, if any
Quarter - I	9,826	9,826	-
Quarter - II	9,898	9,898	
Quarter - III	12,456	12,456	
Quarter - IV	Not yet due & Statement yet to be submitted		

h) Wilful Defaulter:

The company has not been declared as as wilful defaulter by any bank or financial institution or any other lender during the year.

i) Relationship with Struck off company:

The company has no transactions with companies struck off under section 248 of the Companies Act, 2013 or section 560 of Companies Act, 1956.

j) Registration of Charges or satisfaction with Register of Companies (ROC):

Details of charges / satisfaction of charges to be registered	Amount	Due date of registration	Delayed
Charge created by Stock Holding in favour of UTI in 1994 which has been satisfied in 1998 *	10,00,000	30/12/1994	No
Charge created in favour of Indian Overseas Bank as per MCA Website **	2,75,000	22/09/1988	No

* The charge is satisfied and the company is in the proces of deletion of charges from the MCA web site

** The charge is appearing on the MCA web site however as per company records no charge has been created favouring Indian Overseas Bank

Notes to Consolidated Financial Statements

For the year ended March 31, 2023

Except as stated above, there are no charges or satisfaction of charges pending for registration with the Registrar of Companies (ROC) beyond the statutory period.

I) Key Ratios:

Name of the Ratio	Numerator	Denominator	March 31, 2023	March 31, 2022	Explanation for changes in ratio for more than 25%
Current Ratio	Current Assests	Current Liabilities	1.37	1.26	-
Debt- Equity Ratio	Interest bearing liabilities	Total equity excluding fair value gain on investments	0.014	0.006	Increase in borrowings by 182%
Debt service coverage Ratio	Earnings available for Debt Service	Total Debt Service	17.98	39.77	Increase in Total Debt by 182% and earnings available for Debt service by 28%
Return on Equity Ratio	Profit After Tax	Total Equity excluding fair value gains on Investments	17.49%	15.73%	
Inventory turnover ratio*	-	-			-
Trade Receivables turnover ratio	Operating Income	Average Trade Receivables	2.83	3.27	
Trade Payables turnover ratio	Other Expenses	Average Trade Payables	1.18	0.99	
Net capital turnover ratio	Total Income	Total Equity excluding fair value gains on Investments	0.98	1.41	Total current assets increased by 14%
Net profit ratio	Profit After Tax	Total Income	24.02%	21.20%	-
Return on Capital employed	Earnings before Interest and Taxes	Capital Employed excluding Fair value gain on Investment	21.49%	20.07%	-
Return on investment	Income by way of Interest, dividend and capital appreciation on Investments	Time weighted average Investments	32.53%	94.17%	Increase in Dividend Income on investment by 63% and increase in the time weighted average investments by 35%

* The ratio is not applicable as the company is in service sector and does not carry any inventory.

m) Scheme of arrangement:

During the year there is no Scheme of Arrangements has been approved by the Competent Authority in terms of sections 230 to 237 of the Companies Act, 2013 for the company

n) Utilisation of Borrowed Fund:

- a) The company has not advanced or loaned or invested any funds to any other person(s) or entity(ies), with the understanding that the intermediary shall
 - i) directly or indirectly lend or invest in other persons or entities identified in any manner whatsoever by or on behalf of the company (Ultimate Beneficiaries)
 - ii) provide any guarantee, security or the like to or on behalf of the Ultimate Beneficiaries
- b) The company has not received any funds from any person(s) or entity(ies), with the understanding that the company shall

Notes to Consolidated Financial Statements

For the year ended March 31, 2023

- iii) directly or indirectly lend or invest in other persons or entities identified in any manner whatsoever by or on behalf of the funding party (Ultimate Beneficiaries)
- iv) provide any guarantee, security or the like to or on behalf of the Ultimate Beneficiaries

o) Undisclosed Income:

During the year, the company has not disclosed any income in terms of any transaction not recorded in the books of accounts that has been surrendered or disclosed as income in the tax assessment under the Income Tax Act 1961.

p) Virtual Currency:

The Company has not traded or invested in Crypto currency or Virtual Currency during the year ended on March 31, 2023.

73 There are no significant subsequent event that would require adjustments or disclosure in Financial Statements as on the Balance Sheet date. Figures for the previous year have been re-grouped wherever necessary, so as to make them comparable with those of the current year.

As per our report of even date

For and on behalf of

G. D. Apte & Co.

Chartered Accountants

Firm Registration No: 100515W

For and on behalf of the Board of Directors

Chetan Sapre

Partner

Membership No : 116952

Shashikant Nayak

Company Secretary

FCS 7061

Vinay E Purohit

Chief Financial Officer

Prasoon

Director

DIN 03599426

Place : Mumbai

Date : May 12, 2023

Ashok Kumar Motwani

Director

DIN No: 00088225

Animesh Chauhan

Director

DIN 02060457

Sr. No.	Location	Address	Telephone / Fax no.
ANDHRA PRADESH			
1	GUNTUR 0863	SECOND FLOOR , RAGHU MANSIONS, 4TH LINE 1 ST CROSS ROAD, BRODIPET, GUNTUR - 522 002	6642898 6640898 2246450
2	KAKINADA 0884	D No:5-1-61/1, AYYAPPA TOWERS, SECOND FLOOR, MAIN ROAD, SURYARAO PETA, KAKINADA - 533 001	2347774 / 2347775 2347773
3	KURNOOL 08518	FLAT NO. A 10 , FIRST FLOOR, BHUPAL COMPLEX , PARK ROAD, KURNOOL - 518 001	278738 278739 278740/41
4	NELLORE 0861	MOONLAND APTS, H No.16/1102, GROUND FLOOR, K V AGRAHARAM, POGATHOTA, NELLORE - 524 001	2343481 2343480 2346204/2343435
5	RAJAHMUNDRY 0883	7-28-32, SECOND FLOOR, JUPUDY COMPLEX, T.NAGAR, RAJAHMUNDRY - 533 101	2439476 2476761 2478846
6	TIRUPATI 0877	SHOP NO. 10, FIRST FLOOR , SRIDEVI COMPLEX, TILAK ROAD, TIRUPATI - 517 501	2220202 2222724
7	VIJAYAWADA 0866	DOOR No. 27 - 14 - 52, FF-1 (1 st Floor), MAHA LAKSHMI TOWERS, RAJAGOPALACHARI STREET, GOVERNERPET, VIJAYAWADA - 520 002	2579004 6666898 2579002
8	VISHAKAPATNAM 0891	D No. 38-15-153/SF, PAVAN ENCLAVE, C-6, SECOND FLOOR, DABA GARDEN, VISHAKAPATNAM - 530 020	2752070 / 2716577 2716578/79/80
ASSAM :			
9	GUWAHATI 0361	BESIDE BLUEDART OFFICE, GROUND FLOOR, MANIRAM DEWAN LANE, JADAV BORA COMPLEX, G S ROAD, ULUBARI, GUWAHATI - 781 007	2460587 /88 2464212 /13 2454213
10	JORHAT 0376	K D BUILDING, FIRST FLOOR, RUPAHI ALI , GARALI, JORHAT - 785 001	8761828957
11	SILCHAR 03842	N N DUTTA ROAD, NEAR GURUDWARA, SILCHAR ASSAM - 788 001	230126, 230120
12	TINSUKIA 0374	1ST FLOOR, RAJ TOWER, S R LOHIA ROAD NEAR BLOOD BANK TINSUKIA - 786 125	2336010 9678317476
BIHAR :			
13	BHAGALPUR 0641	2ND FLOOR, ANGAR COMPLEX, PATAL BABU ROAD, BHAGALPUR - 812 001	2409406 2300416
14	MUZAFFARPUR 0621	DOMAPOKHAR , BANK ROAD, NEAR SUTAPATTY, SHYAM MANDIR MARG, MUZAFFARPUR - 842 001	2246222 2246422
15	PATNA 0612	301- 305 ASHIANA PLAZA, BUDH MARG, PATNA - 800 001	2231167/2211752 2201129
CHANDIGARH:			
16	CHANDIGARH 0172	SCO 154-155, SECOND FLOOR, DEEPAK TOWER BUILDING, SECTOR 17-C, CHANDIGARH - 160 017	2702545 2542807
CHATTISGARH:			
17	BHILAI 0788	SHOP NO. 86, FIRST FLOOR, PUSHPA GULAB PLAZA COMMERCIAL COMPLEX, BESIDE SBI NEHRU NAGAR, EAST BHILAI DIST. DURG , CHATTISGARH - 490 020	2292014 2292015

Sr. No.	Location	Address	Telephone / Fax no.
18	BILASPUR 07752	SHOP NO. F-8, FIRST FLOOR, T M BUSINESS PARK, OPPOSITE KUNDAN PALACE SHRIKANT VERMA MARG BILASPUR, CHATTISGARH - 495 001	412039 220322
19	RAIPUR 0771	OFFICE NO.102, 1ST FLOOR, SKYPARK COMPLEX, OPP. BANTHIA NURSING HOME, RAVI NAGAR, RAIPUR - 492 001	2534212 4034155
GOA:			
20	PANJIM 0832	2ND FLOOR, TAMBA BUILDING DR. ATMARAM BORKAR ROAD PANAJI GOA - 403 001	2421496 / 2421497
GUJARAT:			
21	AHMEDABAD 079	403, 4TH FLOOR, IFCI BHAVAN, NEAR LAL BUNGLOW, C G ROAD, AHMEDABAD - 380 006	26464747 / 26464760 26467032
22	AHMEDABAD 079	OFFICE NO.6, 1ST FLOOR, RATNA COMPLEX, OPP. BANK OF BARODA, MANINAGAR CROSS ROAD, MANINAGAR, AHMEDABAD - 380 008	25462718/25450677 25462716 / 25462717
23	AHMEDABAD 079	209, SECOND FLOOR, SHUKAN MALL, NEAR VISAT PETROL PUMP, MOTERA, SABARMATI, AHMEDABAD - 380 005	27502790 / 27571390 27701390
24	AHMEDABAD 079	106,SUKHSAGAR COMPLEX, NEAR FORTUNE LANDMARK HOTEL, USMANPURA, ASHRAM ROAD, AHMEDABAD - 380 013	27556730 / 31/32
25	AHMEDABAD 079	FF-5, FIRST FLOOR, JYOTI PLAZA, SHYAMAL CROSS ROAD, SATELLITE, AHMEDABAD - 380 015	26762554/26762558 26762552/26762553
26	ANAND 02692	204, AMBE GOLD, NEAR GOVERNMENT CIRCUIT HOUSE, AMUL DAIRY ROAD, ANAND - 388 001	266610 / 266611 266640 / 266641
27	BHARUCH 02642	119/A, FIRST FLOOR BLUECHIP COMPLEX, SEVASHRAM ROAD, ABOVE CANARA BANK, BHARUCH - 392 001	268632/33 268634 (Telefax)
28	BHAVNAGAR 0278	G/2, VASUNDHARA COMPLEX, FIRST FLOOR, OPP. DAKSHINAMURTHY SCHOOL, WAGHAWADI ROAD, BHAVNAGAR - 364 002	2471113/ 14 2471114 (Telefax)
29	GANDHINAGAR 079	SECOND FLOOR,PLOT NO. 447, ABOVE DR. PRAKASH JOSHI'S HOSPITAL, NEAR NARNARAYAN PETROL PUMP, GH-5, SECTOR 16, GANDHINAGAR – 382 016	23248578/79/80/81/82 23248579 (Telefax)
30	GANDHIDHAM 02836	SHOP NO:05, GROUND FLOOR, OM CORNER, BANKING AREA, GANDHIDHAM, KUTCH - 370201	226585 / 86 220700 (Telefax)
31	JAMNAGAR 0288	OFFICE NO 6,7 & 8, GROUND FLOOR, MADHAV DARSHAN COMPLEX, OPP. CRICKET BUNGLOW, GURUDWARA ROAD, JAMNAGAR – 361 001	2770125 2661756/1159
32	JUNAGADH 0285	34,35,GROUND FLOOR, PLATINUM COMPLEX, JAYASHREE TALKIES ROAD, KALWA CHOWK, JUNAGADH – 362 001	2652748 2629748 2651027
33	MEHSANA 02762	27,28,29 1 st FLOOR,SHETH PUNJIRAM CHAMBERS AERODRAM CROSS ROAD, RADHANPUR ROAD, MEHSANA - 384 002	232622 232623

Sr. No.	Location	Address	Telephone / Fax no.
GUJARAT:			
34	NAVSARI 02637	2288/102, FIRST FLOOR, NANU VISHNU DHAM, SWAMI VIVEKANAND ROAD, KANSARWAD, NAVSARI - 396 445	249425 249401/403
35	PORBANDAR 0286	PURUSHARTH, GROUND FLOOR, B/H. AROON PHOTO STUDIO, M. G. ROAD, PORBANDAR – 360 575	2215884 / 30 2215831
36	RAJKOT 0281	SHREE SADGURU COMPLEX, 1ST FLOOR, NEAR SWAMINARAYAN TEMPLE, KALAWAD ROAD, RAJKOT - 360 007	2478004/2478006
37	SURAT 0261	H-207, MANTHAN, NR. GUJARAT GAS CIRCLE, ABOVE CENTRAL BANK OF INDIA, ADAJAN, SURAT - 395 009	2788995 2788996
38	SURAT 0261	201, SHREE SHYAM CHAMBERS, OPP. SUB JAIL, RING ROAD, SURAT - 395 002	2321281 / 2 2321283 (Fax)
39	SURAT 0261	UG-7, UPPER GROUND FLOOR, ECO FUTURZ, OPP. SAMARTH AQUISTIC, NEW CITYLIGHT ROAD, SURAT - 395 007	2260131/32 2260133/34
40	VADODARA 0265	305-308, PARADISE COMPLEX, THIRD FLOOR, SAYAJIGUNJ, VADODARA – 390 020	2363516 / 419
41	VADODARA 0265	FF-12, FIRST FLOOR, TRIDENT RACECOURSE ROAD VADODARA – 390 007	2353073 / 74 / 75
42	VADODARA 0265	FF-8,9 ,SHRUSHTI AVENUE,OPP AMRAPALI NR JYOTI PARK,WATER TANK ROAD KARELIBAG, VADODARA - 390 018	2489831 2489832/33/34
43	VISNAGAR 02765	SHOP NO. 5, FIRST FLOOR, JYOT COMPLEX M N COLLEGE ROAD, VISNAGAR - 384 315	227610 / 20/ 30/ 40
44	MORBI 02822	SHOP NO. 2, FIRST FLOOR YADUNANDAN COMPLEX, NEAR RNSB RAVAPAR ROAD, MORBI - 363 641	299413/14/15
HARYANA :			
45	AMBALA 0171	5502, 1ST FLOOR, SURYA TOWER, OPP. NIGAR CINEMA NICHOLSON ROAD, AMBALA CANTT - 133 001	2645358 / 66 / 67
46	GURUGRAM 0124	SHOP NO. 251, CENTRAL ARCADE, FIRST FLOOR, OPP. SAHARA MALL, DLF PHASE II, GURUGRAM - 122 002	2387956 / 59 4068690
47	KARNAL 0184	SCO : 16,FIRST FLOOR, OPPOSITE MAHILA ASHRAM COMPLEX, BEHIND MAIN BUS STAND, KARNAL - 132 001	2253875/2262734 2251706
48	PANCHKULA 0172	S.C.O-64, FIRST FLOOR,SECTOR-11, PANCHKULA- 134 112	4635063 4639064 (Telefax)
HIMACHAL PRADESH:			
49	SHIMLA 0177	201, P.C. CHAMBERS, RITZ CINEMA ROAD, NEAR MALL ROAD, SHIMLA - 171 001	2803737 (Telefax) 2804747
50	SOLAN 01792	PLATINUM MALL, GROUND FLOOR, SOUTH ENCLAVE, SAPROON BYE PASS, SOLAN - 173 211	225464 225465

Sr. No.	Location	Address	Telephone / Fax no.
JAMMU & KASHMIR :			
51	JAMMU 0191	83 A/D EXTN. NEAR POLICE LINES, GANDHI NAGAR, JAMMU - 180 004	2455058. 2455053 2454473, 2439676 (Fax)
52	SRINAGAR 0194	FIRST FLOOR, PRINCE RESIDENCY, B B CANTT, BROADWAY SONWAR BATWARA, SRINAGAR -190 004	2466655 2466650 2953920
JHARKHAND:			
53	BOKARO 06542	C1 – 22 C, CITY CENTER, SECTOR IV, BOKARO STEEL CITY - 827 004	231960 231950
54	DHANBAD 0326	101, SHANTI BHAWAN, BANK MORE, DHANBAD - 826 001	2300185/ 2300184 / 2308820
55	HAZARIBAGH 06546	ABOVE CENTRAL BANK OF INDIA, MALVIYA MARG, BODOM BAZAR, HAZARIBAGH - 825 301	222674 222847
56	JAMSHEDPUR 0657	SHANTI NIKETAN BUILDING, 2ND FLOOR, 1 S.B. SHOP AREA, BISTUPUR, MAIN ROAD, JAMSHEDPUR - 831 001	2420437 2420438 2422633
57	RANCHI 0651	3RD FLOOR , ARJAN PLACE 5 MAIN ROAD, RANCHI - 834 001	2331632,2330938 2330013
KARNATAKA :			
58	BAGALKOT 08354	T.P.NO. 159/ 1A /8, WARD NO. 10, BEHIND KALBURGI HOSPITAL, MAHAVEER ROAD, BAGALKOT- 587 101	220100 / 03
59	BENGALURU 080	BANGALORE STOCK EXCHANGE LTD., STOCK EXCHANGE TOWERS, 51, 1ST CROSS, J.C. ROAD, BENGALURU - 560 027	2299 5246 / 49 2299 5236 22995211
60	BENGALURU 080	AHAD CHAMBERS,No:406,GROUND FLOOR, 7TH BLOCK, OPP RAHEJA ARACDE KORAMANGALA, BANGALORE-560 095	2552 9149 2552 9150
61	BENGALURU 080	SHOP 7, FIRST FLOOR, 44, 33 rd CROSS, 4 th T BLOCK, JAYANAGAR, BENGALURU - 560 011	22453800 22453900
62	BENGALURU 080	NO-10, 1ST FLOOR, 3RD CROSS LANE, NEAR HALLIMANE HOTEL, MALLESHWARAM BENGALURU - 560 003	23461225 23560525
63	BENGALURU 080	ANKAD BUILDING, 1ST FLOOR, NO.960, LIG 2ND PHASE, 16TH 'B' CROSS, YELAHANKA NEW TOWN, BENGALURU - 560 064	28562334 28562335
64	BELGAUM 0831	BASAVAKRUPA 1, CLUB ROAD, OPP. CIVIL HOSPITAL, NEAR HANSRAJ SUPER MARKET, BELGAUM - 590 002	2469817 / 2469818 2432102 2432101 (Fax)
65	BALLARY 08392	DOOR NO : 342 / 1 A/1, CHIRANJIVI NILAYA, SHUBHA MAHAL, GANDHI NAGAR, BALLARY - 583 101	257660 257664
66	DAVANAGERE 08192	FIRST FLOOR, ABOVE MAHALAXMI BOOK DEPOT AKKAMAHADEVI ROAD, NEAR AVK COLLEGE P J EXTENSION, DAVANGERE - 577 002	236964 / 5 234442
67	DHARWAD 0836	GROUND FLOOR, SRI RANGA TOWER, RAM NAGAR CROSS, NEAR NTTF, P. B ROAD, DHARWAD - 580 001	2435635 / 2435636
68	GULBARGA 08472	G1 & G2, SHRUSHTI ARCADE, OPP. St. MARY's CHURCH, COURT ROAD, Off S B TEMPLE ROAD, GULBARGA - 585 102	279711 279710 (Fax)
69	HASSAN 08172	DOOR NO: 2324/2115 ,DYUTHI ARCADE, OPP K.E.B OFFICE, 2ND MAIN, K.R.PURAM, HASSAN - 573 201	232117 / 232118

Sr. No.	Location	Address	Telephone / Fax no.
KARNATAKA :			
70	HUBBALI 0836	FIRST FLOOR, VARSHA COMPLEX, NEXT TO CORPORATION BANK, BEHIND BHAVANI ARCADE, OPP. BASAVA VANA, NEAR OLD BUS STAND, HUBBALI - 580 029	2212050 / 2253106 2253112 2253113
71	KARKALA 08258	SHOP NO. 12, DOOR NO. 127/23, FIRST FLOOR, SHARADA PALACE, MARKET ROAD, KARKALA - 574 104	234650 / 234651
72	KUNDAPUR 08254	DOOR NO. 433/1/5, FIRST FLOOR, NEAR MANJUNATH NURSING HOME, MASTI KATTE, MAIN ROAD, KUNDAPUR - 576 201	234557 / 234558
73	MANGALURU 0824	SHOP NO 6 & 7, SECOND FLOOR, MANASA TOWER, KODIALBAIL, M G ROAD, P V S CIRCLE MANGALURU - 575 003	2494986 2495220 / 24
74	MYSURU 0821	LAKSHMAN PLAZA, 442/ 3/ 4 , FIRST FLOOR, NEAR RAMASWAMY CIRCLE, CHAMARAJA DOUBLE ROAD, MYSURU - 570 024	2333860 2333926 2330243
75	RAICHUR 08532	11/2/59/A-1, SHREYANSH TOWER, FIRST FLOOR, ABOVE BANK OF MAHARASHTRA, M.G. ROAD, RAICHUR - 584 101	225049 225050
76	SHIMOGA 08182	FIRST FLOOR, SANGAPPA COMPLEX, GARDEN AREA, 3RD CROSS, NEAR STATE BANK OF INDIA OPP GANESH TRADERS, SHIMOGA - 577 201	227785 / 86
77	UDUPI 0820	LAXMI PRASAD BUILDING, 1st FLOOR OPP MESCOM, MARUTI VEETHIKA ROAD UDUPI - 576 101	2535404 / 2535405 2520275
KERALA:			
78	CALICUT 0495	METRO TOWERS, 19/2084 - B/20, FIRST FLOOR, OPP JAYALAKSHMI SILKS, P.V. SWAMY ROAD, CHALAPPURAM P.O., CALICUT - 673 002	2300373 2304473
79	KANNUR 0497	SECOND FLOOR, K.V.R. TOWER, SOUTH BAZAR, KANNUR - 670 002	2712323 2712333
80	KOCHI 0484	SAFEENA MANSION, GROUND FLOOR RAVIPURAM JN, OPP. KANOOS THEATRE, M G ROAD, ERNAKULAM-682 016	2363022 to 25 2363026
81	KOLLAM 0474	E-2-24/25, SECOND FLOOR, COMMERCIAL COMPLEX, EAST BLOCK, BISHOP JEROME NAGAR, CHINNAKADA, KOLLAM - 691 001	2768158 2768159
82	KOTTAYAM 0481	MADAPPALLIL, ROOM NO. 572 F FIRST FLOOR, SHASTRI ROAD KOTTAYAM - 686 001	2303670 / 2303671 2304394
83	THIRUVANANTHAPURAM 0471	T.C No. 16/1999(1), GROUND FLOOR SUHA RESIDENCY, POONTHI ROAD KUMARAPURAM, MEDICAL COLLEGE PO THIRUVANANTHAPURAM - 695 011	2543032 2543133
84	THRISSUR 0487	POOMA COMPLEX, THIRD FLOOR, M.G.ROAD, THRISSUR - 680 001	2445658 2445657
MADHYA PRADESH:			
85	BHOPAL 0755	FIRST FLOOR, ALANKAR COMPLEX, PLOT NO. 11, ZONE - II, M P NAGAR, BHOPAL - 462 011	4221321 4220338
86	BHOPAL 0755	SAI MEHENDI COMPLEX, Shop No. G1 & G2 PLOT NO. 5, NEAR RELIANCE FRESH, KOH E FIZA, MAIN ROAD, BHOPAL - 462 001	4220755

Sr. No.	Location	Address	Telephone / Fax no.
MADHYA PRADESH:			
87	GWALIOR 0751	J 76A, PATEL NAGAR, NEAR GOKUL APARTMENT, CITY CENTER, GWALIOR - 474 011	4077783 4065111
88	INDORE 0731	220-221, D. M. TOWERS, RACE COURSE ROAD, INDORE - 452 003	4026910-915 4026900
89	JABALPUR 0761	7, ANKITA COMPLEX, 2ND FLOOR , OPP PRABHU VANDANA TALKIES, CIVIC CENTRE, JABALPUR - 482 002	4014944 4007444
90	UJJAIN 0734	OFFICE NO : 104, 1 st FLOOR, SIDDHIVINAYAK TRADE CENTRE, OPPOSITE SHAHEED PARK, FREEGANJ, UJJAIN - 456 010	4014174 2515961
MAHARASHTRA:			
91	AHMEDNAGAR 0241	HOUSE NO. 2440, FIRST FLOOR, ABOVE INDUSIND BANK, TELIKHUNT, AHMEDNAGAR - 414 001	2471442/43
92	AMRAVATI 0721	BLOCK NO. 82, GULSHAN TOWER, MOFUSSIL PLOTS, NEAR PANCHSHEEL TALKIES, JAISTAMBH CHOWK, AMRAVATI - 444 601	2568986 / 2560470
93	AURANGABAD 0240	RAGBHIR CHAMBERS, 1ST FLOOR, ABOVE IDBI BANK, VIDYA NAGAR, JALNA ROAD, AURANGABAD - 431 005	2992585 / 2992586
94	CHANDRAPUR 07172	2ND FLOOR, RAGHUVANSHI COMPLEX, NEAR AZAD GARDEN, MAIN ROAD, CHANDRAPUR - 442 402	274202 / 276460
95	CHINCHAWAD 020	OFFICE NO - 40, GROUND FLOOR, TAPASWI PLAZA NEAR KHANDOBA CHOWK, OLD MUMBAI - PUNE HIGHWAY, CHINCHWAD PUNE - 411 019	66113168 / 70
96	ICHALKARANJI 0230	GOMTESH, SHOP No. 2 MALTI NIWAS, MURGUNDE BUILDING, SHAHU CORNER ROAD, ICHALKARANJI - 416 115	2421594 / 2421595
97	JALGAON 0257	3&4, OM CHAMBERS, ABOVE ATHARVA DENTAL CLINIC, OPP. DISTRICT & SESSION COURT, GANESH COLONY ROAD JALGAON - 425 001	2222687/88/90/91
98	KOLHAPUR 0231	AYODHYA TOWERS, FOURTH FLOOR, 511 KH 'E' WARD, NEAR DABHOLKAR CORNER, STN ROAD, KOLHAPUR - 416 001	2663123 / 2663124 2666180
99	NAGPUR 0712	3 rd FLOOR, SARAF COURT, OPP YASHWANT STADIUM, DHANTOLI NAGPUR - 440 012	6643460/61/62
100	NAGPUR 0712	FIRST FLOOR, VISHNU COMPLEX, OPP. RAHATE HOSPITAL, C A ROAD, NAGPUR - 440 008	2765406 /405
101	NANDED 02462	SHOP NO 6, 1ST FLOOR, KOTHARI COMPLEX SHIVAJI NAGAR, NANDED - 431 602	232962
102	NASHIK 0253	F-8, FIRST FLOOR, SUYOJIT SANKUL, ADJACENT TO RAJIV GANDHI BHAVAN, (NMC), SHARANPUR ROAD, NASHIK - 422 002	2571535 2311058
103	PIMPLE SAUDAGAR 020	SHOP NO.171, VISION 9 MALL, 1ST FLOOR, NEAR KUNAL I CON, PIMPLE SAUDAGAR PIMPRI, CHINCHAWAD- 411 027	27206494 / 6495

Sr. No.	Location	Address	Telephone / Fax no.
104	PUNE 020	UNIT NO.102, 1ST FLOOR, "KAMAYANI", V.M. JOSHI MARG, OFF J.M. ROAD, PUNE - 411 005	25521842 / 43 25520418
105	PUNE 020	5/33, AGARKAR NAGAR, BOAT CLUB ROAD, NEAR ALANKAR THEATRE, PUNE - 411 001	26050115 / 116
106	SANGLI 0233	GOMTESH PADMAVATI, 111/112 MAHAVEER NAGAR, SANGLI - 416 416	2623251 / 52 / 53
107	YAWATMAL 07232	SHOP NO.18,19,20,21, FIRST FLOOR, SUPER BAZAR, SBI SQUARE, YAWATMAL - 445 001	244884 / 250276
108	MUMBAI (Andheri) 022	SHOP No.4 , PARISIAN APARTMENTS, V.P ROAD , NEXT TO ZOROASTRIAN CO-OP BANK, OFF S.V.ROAD, ANDHERI (WEST), MUMBAI - 400 058	26230910 26230912 26230909(Fax)
109	MUMBAI (Borivali) 022	SHOP NO.3, TULSI BAUG CHSL, MAYFAIR 14, BEHIND PRABHODHANKAR THACKERAY NAATYA MANDIR RAMDAS SURTALE MARG, OFF. CHANDAVARKAR ROAD, BORIVALI (W), MUMBAI - 400 092	28332104 / 28332085 28334067 (Fax)
110	MUMBAI (Chembur) 022	1ST FLOOR, RAMESH NIWAS, PLOT NO-60/A ROAD NO-20, NEAR SBI, OPP CORAL CLASSIC CHEMBUR EAST, MUMBAI - 400 071	25288358 / 25290439 25290542
111	MUMBAI (Dadar) 022	G-2, GROUND FLOOR, TRISANDHYA, B WING, DADASAHEB PHALAKE ROAD, DADAR EAST MUMBAI - 400 014	24151706 24151707
112	MUMBAI (Dombivali) 0251	SWANAND BUILDING, FIRST FLOOR, ABOVE BANK OF BARODA ATM, RAJAJI PATH ROAD, RAMNAGAR, DOMBIVLI (EAST) - 421 201	2446986 2446868 2446878
113	MUMBAI (Fort) 022	12/14, UTI BUILDING, BANK STREET, CROSS LANE, NEAR OLD CUSTOM HOUSE, FORT, MUMBAI - 400 023	22622677 61772200 61772202
114	MUMBAI (Ghatkopar) 022	VISHWA CHS, GR. FLOOR, JUNCTION OF RB MEHTA ROAD & HINGWALA LANE, GHATKOPAR (EAST), MUMBAI - 400 077	21020790 / 21021795 21021800 21023822 (Telefax)
115	MUMBAI (Goregaon) 022	G-2, UNIQUE TOWERS, GR. FLOOR, OPP. KAMATH CLUB, S V ROAD, GOREGAON (WEST), MUMBAI - 400 062	28787336 / 41 28787338
116	MUMBAI (Kalyan) 0251	SHOP NO 1, GROUND FLOOR, GAYATRI SANKUL,OAK BAUG, NEAR KALYAN RAILWAY STATION, KALYAN WEST, THANE - 421 301	2315422/24
117	MUMBAI (Kharghar) 022	SHOP NO 3, GROUND FLOOR,SHREE AMBICA HERITAGE PLOT NO 1,SECTOR 1, NEAR KHARGHAR STATION KHARGHAR, NAVI MUMBAI 410 210	27741333/27741334 27741335/27741336
118	MUMBAI (Mahalaxmi) 022	REWA APARTMENT, B WING, GR. FLOOR, BEHIND BANK OF INDIA, OPP. CADBURY HOUSE, BHULABHAI DESAI ROAD, MAHALAXMI, MUMBAI - 400 026	23538225 / 23526220, 23538221
119	MUMBAI (Mahape) 022	SHCIL HOUSE, PLOT NO. P-51, T.T.C. INDUSTRIAL AREA, MIDC, MAHAPE, NAVI MUMBAI - 400 710	61778100 /01/ 02/ 03/ 04/ 05/ 06/ 07/ 08/ 09

Sr. No.	Location	Address	Telephone / Fax no.
120	MUMBAI (Mulund) 022	SHOP NO.11, GROUND FLOOR, MANISHA PRIDE, JUNCTION OF J. N. ROAD AND R.H.B. ROAD, MULUND WEST, MUMBAI - 400 080	25907618/25907617 25620703/25676339
121	MUMBAI (Nariman Point) 022	RAHEJA CHAMBERS, OFFICE NUMBER 15, GROUND FLOOR, FREE PRESS JOURNAL MARG, NARIMAN POINT, MUMBAI - 400 021	61774202/61774203 61774204
122	MUMBAI (Parel) 022	301, CENTRE POINT, DR. BABASAHEB AMBEDKAR ROAD, PAREL, MUMBAI - 400 012	61779400 /01 / 02/ 03/ 04/05/06/07/08/09
123	MUMBAI (Parel Branch) 022	SHOP NO. 4,GROUND FLOOR, TIRUPATI CHS, BESIDE UNION BANK OF INDIA AND PUNJAB NATIONAL BANK DR. S. S. RAO ROAD, LALBAUGH, PAREL, MUMBAI - 400 012	24115313 24707289
124	MUMBAI (Thane) 022	SHOP NO.5, LAXMI NIWAS CHS, VISHNU NAGAR OPP. THANE BHARAT SAHAKARI BANK, NAUPADA, THANE WEST – 400 602	25453790 / 91 25453802
125	MUMBAI (Vasai) 0250	SHOP NO-113, FIRST FLOOR, NORTH LANE BUSINESS CENTRE, NEXT TO RAILWAY STATION, VARTAK COLLEGE ROAD, VASAI WEST - 401 202	2333417 2303418 2303419
126	MUMBAI (Vashi) 022	BLOCK NO.2, GROUND FLOOR, TYPE C-1, BUILDING NO.12, SECTOR – 2, NEAR ABHYUDAYA BANK, OPP. SHANTI CENTRE, VASHI, NAVI MUMBAI - 400 703	27821105/6/7//8
127	MUMBAI (Vikhroli) 022	25 HAZARI BAUG, GROUND FLOOR, STATION ROAD, VIKHROLI WEST, MUMBAI - 400 083	61774205 / 61774206 61774207
128	MUMBAI (Vileparle) 022	104, SHYAM KAMAL, A - WING, 1ST FLOOR, OPP. VILE PARLE STATION, VILE PARLE (EAST), MUMBAI - 400 057	61774209 / 61774210 61774211
NEW DELHI:			
129	NEW DELHI 011	IFCI TOWER, 5TH FLOOR, A WING, 61, NEHRU PLACE NEW DELHI - 110 019	26425335/ 37 46527123, 46529123
130	NEW DELHI 011	8A, MILAP BUILDING, GROUND FLOOR, BAHADUR SHAH ZAFAR MARG, NEW DELHI - 110 002	23359517 / 18/ 19 43546864/43546863 23351550
131	NEW DELHI 011	103, FIRST FLOOR, SUNEJA TOWER - I, JANAK PURI DISTRICT CENTRE, JANAK PURI, NEW DELHI - 110 058	25507316 / 25507326 25507314
132	NEW DELHI 011	GROUND FLOOR, SHOP GF- 13, BUILDING NO.3, ANSAL CHAMBERS - I, BHIKAJI CAMA PLACE, NEW DELHI - 110 066	26193385 / 26193418 26193384 (Telefax) 64699302
133	NEW DELHI 011	504, 5 TH FLOOR, ITL TOWERS, Block -C, NETAJI SUBHASH PLACE, OPP. WAZIRPUR DEPOT, PITAMPURA, DELHI - 110 034	27357134 / 41060280
134	NEW DELHI 011	68/2, SECOND FLOOR, ABOVE MEHRA SONS JEWELLERS, JANPATH, NEW DELHI - 110 001	23324909 /23324901
135	NEW DELHI 011	401, FOURTH FLOOR, ASHISH CORPORATE TOWER, KARKARDOOMA COMMUNITY CENTRE, KARKARDOOMA, NEW DELHI - 110 092	41094774 46150672
ODISHA :			
136	BHUBANESWAR 0674	NO.101, 1ST FLOOR, TKR BUSINESS CENTER, PLOT NO 2132/4711, ABOVE ICICI BANK LIMITED, VIVEKANAND MARG, P O OLD TOWN, BHUBANESWAR - 751 002	2431107, 2431713

Sr. No.	Location	Address	Telephone / Fax no.
ODISHA :			
137	CUTTACK 0671	1ST FLOOR, SUMITRA PLAZA CUTTACK, ODISHA - 753012	2321837/ 2328720 /21
138	ROURKELA 0661	PLOT NO. 307/2050, BEHIND PANI MARKET COMPLEX, UDIT NAGAR, ROURKELA - 769 012	2500051/ 56/ 59
PUNJAB:			
139	AMRITSAR 0183	SCO-4, 1 st FLOOR, DEEP COMPLEX, COURT ROAD, AMRITSAR - 143 001	2402227 2210103 (Telefax)
140	BHATINDA 0164	MC 4373, FIRST FLOOR , OPP INDIAN OVERSEAS BANK, KIKAR BAZAR, BHATINDA - 151 005	2253846 2235846
141	JALANDHAR 0181	1ST FLOOR, S.C.O 33, MULTANI TOWERS, PUDA COMPLEX, OPP. TEHSIL COMPLEX, JALANDHAR - 144 001	2453076 2243974 (Telefax)
142	LUDHIANA 0161	501, 5TH FLOOR, S.C.O 18, OPP. LUDHIANA STOCK EXCHANGE, FEROZE GANDHI MARKET, LUDHIANA - 141 001	5018016/ 5022016 2422157
143	MOGA 01636	NIFD CAMPUS, 531/9, NEW TOWN, OPP. D M COLLEGE, MOGA - 142 001	223896 233296 (Telefax)
144	MOHALI 0172	SCF-33, 1ST FLOOR, PHASE 5, MOHALI - 160 059	4655065 2272123 (Telefax)
145	PATHANKOT 0186	MANAV COMPLEX, SCO:S-7/39-40, UPPER GROUND FLOOR, PATEL CHOWK, PATHANKOT, PUNJAB - 145 001	2250802 2250803
146	PATIALA 0175	NO. 6 & 7, LEELA BHAVAN MARKET, PATIALA - 147 001	2201890 2304678 (Telefax)
147	PHAGWARA 01824	SCF-31, 1ST FLOOR, NEAR ARJUN MALL, GURU HARGOBIND NAGAR MARKET, PHAGWARA -144 401	262981 262725
RAJASTHAN:			
148	AJMER 0145	GROUND FLOOR, MUDGAL HEIGHTS, OPP. SWASTIK HP PETROL PUMP, RAJENDRAPURA AGRA GATE, JAIPUR ROAD, AJMER – 305 001	2431290 2630648 2632086
149	ALWAR 0144	FIRST FLOOR, 38 A , LAJPAT NAGAR, SCHEME NO.2, NEAR BHAGAT SINGH CIRCLE, ALWAR - 301 001	2348459 2348614 2348615
150	BIKANER 0151	CHUGH MANSION, FIRST FLOOR, OPP. DRM OFFICE, NEAR RAILWAY STADIUM, BIKANER - 334 001	2540131 / 2549506 2546330
151	JAIPUR 0141	UNIT NO. 1-C, FIRST FLOOR NAWAL TOWER, J.L.N. MARG, OPP. CLARKS AMER, MALVIYA NAGAR, JAIPUR - 302 017	4919604-607
152	JAIPUR 0141	SANGAM TOWER, SECOND FLOOR, OFFICE NO. 213, CHURCH ROAD, JAIPUR - 302 001	4551404 / 05 / 06
153	JODHPUR 0291	FIRST FLOOR, 54, GULAB BHAWAN, CHOPASNI ROAD, NEAR KANKARIYA BUILDING, JODHPUR - 342 003	2636609 2636710

Sr. No.	Location	Address	Telephone / Fax no.
154	KOTA 0744	344, MEWARA PLAZA, FIRST FLOOR, SHOPPING CENTRE, RAWAT BHATA-GUMAN PURA ROAD, KOTA - 324 007	2360863 2361356
155	SRIGANGANAGAR 0154	53-B 3RD FLOOR OPP BAKSHI COMPUTER CENTRE NEAR RAVINDRA PATH MAIN ROAD SRIGANGANAGAR - 335 001	2482202 2485993
156	UDAIPUR 0294	11-12, GROUND FLOOR, ANAND PLAZA, NEAR AYAD BRIDGE, UNIVERSITY ROAD, UDAIPUR – 313 001	2529530 2429575 / 2429509 2492575
TAMILNADU:			
157	CHENNAI 044	JUSTICE BASHEER AHMED SAYEED BLDG., 3RD FLOOR, 45, MOORE STREET, SECOND LINE BEACH, CHENNAI - 600 001	40100200 25340725 / 25340766
158	CHENNAI 044	202, II FLOOR, CHALLA MALL, COMPLEX, 11/11/A, SIR THEAGARAYA ROAD, T. NAGAR, CHENNAI - 600 017	2432 8380 42051774
159	CHENNAI 044	51/25, 1ST FLOOR, GANDHI NAGAR FIRST MAIN ROAD ADYAR, CHENNAI - 600 020	24420602 45504085
160	CHENNAI 044	W 101, 1ST FLOOR, II AVENUE , ANNA NAGAR, CHENNAI - 600 040	42051772 26282835 26280154
161	CHENNAI 044	SHOP NO.1 B GROUND FLOOR, NO. 4/180, TNHB COMPLEX, LUZ CORNER, MYLAPORE, CHENNAI - 600 004	24986972 43536409
162	CHENNAI 044	SHOP NO 8 & 9, FIRST FLOOR, NO 68/22A, KAKKAN STREET, TAMBARAM WEST, CHENNAI – 600 045	22260569 42034948
163	CHENNAI 044	ARUT JOTHI TOWERS, 1ST FLOOR, NO. 2&9, SHAKTHI NAGAR, MOUNT POONAMALLEE HIGH ROAD, PORUR, CHENNAI - 600 116	22520191 42014260
164	CHENNAI 044	3 A, FIRST FLOOR, THARAMANI 100 FEET ROAD, TANSI NAGAR, VELACHERY, CHENNAI - 600 042	22431016 22431017
165	CHENNAI 044	NAVIN ISWARYA, GROUND FLOOR, NEW NO.84, OLD NO. 48, BRINDAVAN STREET, WEST MAMBALAM, CHENNAI - 600 033	24731385 24731386
166	COIMBATORE 0422	U -101 1ST FLOOR, RAHEJA CENTRE, 1073/74, AVINASHI ROAD, COIMBATORE - 641 018	2241606 / 2241609 2241654
167	ERODE 0424	159 A , FIRST FLOOR , ABOVE ADAYAR ANANDA BHAVAN PARIMALAM COMPLEX , METTUR ROAD, ERODE - 638 011	2213823 2214026
168	KARAIKUDI 04565	No.45, 3RD FLOOR, SPK CORPORATE CENTRE SHANMUGHARAJA ROAD, KARAIKUDI – 630 001	232180 232190
169	KARUR 04324	128/A, VANITHA TOWERS, 1ST FLOOR, KOVAI ROAD, KARUR - 639 002	240528 240438 240628
170	MADURAI 0452	C-1, 3RD FLOOR, A.R. PLAZA, 16-17, NORTH VELI STREET, MADURAI - 625 001	2350178, 2342184 2342174 2342178

Sr. No.	Location	Address	Telephone / Fax no.
TAMILNADU:			
171	PUDUCHERRY 0413	201 MISSION STREET, 1ST FLOOR, PUDUCHERRY - 605 001	2331751, 2331755 2331752
172	SALEM 0427	SHOP NO 5/1, 1ST FLOOR, SRI LAKSHMI COMPLEX, No.76, CHERRY ROAD, OPP TO GOVERNMENT ARTS COLLEGE, SALEM – 636 007	2418648 / 49 / 50 /58
173	TRICHY 0431	RAMANATHAN ARCADE, FIRST FLOOR, NO.16, K C ROAD, THENNUR TRICHY - 620 017	2740928 2741927 2741930
174	TUTICORIN 0461	ANBUNATHAN MEDICAL COMPLEX, 1 st FLOOR, 285/8 D, WGC ROAD, TUTICORIN - 628 002	2327638 2301497 2327639
TELANGANA :			
175	HYDERABAD 040	G-6 TO G-10, GROUND FLOOR, SWARNA JAYANTHI COMMERCIAL COMPLEX, NEAR HUDA MAITRIVANAM, AMEERPET, HYDERABAD - 500 038	69042000/01/02/03/04
176	HYDERABAD 040	#16 11 762 /1 to 15 1 st FLOOR, LEGEND RINDA CAPITAL, MOOSRAMBAGH DILSUKHNAGAR, HYDERABAD - 500 060	29551203 29551197
177	HYDERABAD 040	3-6-269, G-6 & 7, MYM MONEY CENTRE, OPP. TELUGU ACADEMY, HIMAYAT NAGAR, HYDERABAD - 500 029	23261526 23261527 23261138
178	KUKATPALLY 040	KALYAN SRI SAI NIKETAN, PLOT No 138, BEHIND MARGADARSHI CHITFUND, BHAGYANAGAR COLONY, OPP. KPHB COLONY, KUKATAPALLY, HYDERABAD - 500 072	66203220 23063560/23163560
179	NIZAMABAD 08462	BLOCK-E, FIRST FLOOR, KAVITA COMPLEX, GODOWN ROAD, NIZAMABAD - 503 001	232233 232255
180	SECUNDERABAD 040	No.9-1-199/2/55/B SONA ACCORD, GROUND FLOOR, ST.MARY'S ROAD, SECUNDERABAD - 500 003	27803394 / 95 / 96 27809994 / 95
181	SECUNDERABAD 040	102, TAVISHA ARCADE, 1ST FLOOR, OPP. MORE SUPER MARKET, ADMIRAL KATARI MARG, DEFENCE COLONY, 5TH AVENUE BAKERY ROAD, SAINIKPURI, SECUNDERABAD- 500 094	27117396 27117397 27117398
182	WARANGAL 0870	SHOP No.16, FIRST FLOOR, H.No. 5-9-36/37, MAYURI BVSS COMPLEX, OPP. PUBLIC GARDEN, LASHKAR BAZAR, HANAMKONDA MAIN ROAD, WARANGAL - 506 001	2553318
TRIPURA :			
183	AGARTALA 0381	1ST FLOOR, 88, MOTOR STAND ROAD, OPP.PETROL PUMP, AGARTALA, TRIPURA WEST – 799 001	2300089
UTTAR PRADESH:			
184	AGRA 0562	6, AWAGARH HOUSE, M.G ROAD. CIVIL LINES AGRA - 282 002	2524126/2524127/ 2520325 / 2520013
185	BAREILLY 0581	167- A , FIRST FLOOR, OPPOSITE HOTEL D GRAND CIVIL LINES, STATION ROAD BAREILLY – 243 001	2510168 2510169
186	JHANSI 0510	HOUSE NO. 968 (OLD NO.372), FIRST FLOOR, SHANTI COMPLEX GWALIOR ROAD CIVIL LINES, JHANSI - 284 001	2330233 2333233 2331233
187	PRAYAGRAJ (ALLAHABAD) 0532	G-4, L.D.A. CENTRE, GROUND FLOOR, 2 SARDAR PATEL MARG, CIVIL LINES, PRAYAGRAJ - 211 001	2560178 / 2560023 2560088

Sr. No.	Location	Address	Telephone / Fax no.
UTTAR PRADESH:			
188	GHAZIABAD 0120	118/3, MODEL TOWN EAST G.T ROAD GHAZIABAD - 201 001	2796097, 2796098 2796099, 4340886
189	GORAKHPUR 0551	OFFICE NO. 16,17,18, III FLOOR, THE MALL' CROSS ROAD, BANK ROAD , GORAKHPUR - 273 001	2341809
190	GREATER NOIDA 120	303, THIRD FLOOR, KAISON'S SQUARE TOWER, ALPHA 1, COMMERCIAL BELT, GREATER NOIDA - 201 308	2396117 2396118
191	KANPUR 0512	GROUND FLOOR, KRISHNA TOWERS, 15 / 63 , CIVIL LINES, KANPUR - 208 001	2338296/22306138 2306084 8189000136/ 8189000137
192	LUCKNOW 0522	36/15, FIRST FLOOR, OPP ROHIT BHAWAN, 6 SAPRU MARG, LUCKNOW - 226 001	4011810 / 4044571 7510001989
193	MEERUT 0121	T-306, THIRD FLOOR, GANGA PLAZA, BEGUM BRIDGE ROAD, MEERUT - 250 002	2656274 / 2649919 2449918/ 2656036
194	MUGHALSARAI 05412	SHOP NO 1, 1ST FLOOR, B.N.COMPLEX, BESIDE CORPORATION BANK, CIRCUS MOD, G.T.ROAD, MUGHALSARAI CHANDAULI - 232 101	257542
195	NOIDA 0120	208, SECOND FLOOR, P-5, OCEAN PLAZA, SECTOR 18 NOIDA (U.P) - 201301	4217077 / 78 /33 2516368 /69 /70 2516369 (Fax)
196	VARANASI 0542	KUBER COMPLEX, FOURTH FLOOR, D - 58/2, RATH YATRA, VARANASI - 221 010	2226818 / 2226897 2226098
197	VARANASI 0542	S 2/639-18, HASHMI COMPLEX, CLUB ROAD, KACHAHARI, VARANASI - 221 002	2280302
198	MATHURA 0565	TERA TOWER, 1 st FLOOR BHUTESHWAR ROAD, MATHURA, U.P - 281 004	2974920/21
199	MORADABAD 0591	DAS BUILDING, GROUND FLOOR, RAJ MAHAL ROAD, CIVIL LINES MORADABAD, U.P - 244 001	2414700/ 2414701
UTTARAKHAND :			
200	DEHRADUN 0135	FIRST FLOOR 59/3 RAJPUR ROAD, ABOVE IDBI BANK DEHRADUN - 248 001	2710248/ 2652558 2710215 2740122/ 2740123
201	HARIDWAR 01334	FIRST FLOOR,KUMAR COMPLEX CHANDRA ACAHARYA CHOWK, RANIPUR MORE, HARIDWAR - 249 407	265941 / 266504
202	HALDWANI 05946	SHOP NO. L-2 , DURGA CITY CENTER, BHOTIA PARAO, NAINITAL ROAD, HALDWANI - 263 139	282392 / 282393

Sr. No.	Location	Address	Telephone / Fax no.
WEST BENGAL :			
203	KOLKATA 033	8, INDIA EXCHANGE PLACE, NIC BUILDING 4 th FLOOR, KOLKATA -700 001	40250716/ 21/ 22
204	SALT LAKE 033	MERLIN MATRIX, UNIT NO 102, 1st FLOOR, DN 10, SECTOR-5, SALT LAKE, KOLKATA – 700 091	46024908/46020916
205	KALYANI 033	B -9/21 (CA) NEEMTALA, GROUND FLOOR, CENTRAL PARK (NEAR OLD POLICE STATION) KALYANI, NADIA DISTRICT WEST BENGAL - 741 235	25823074/ 75/ 76 25824448
206	HALDIA 03224	AKASH GANGA COMMERCIAL COMPLEX, UNIT NO. 3/17, THIRD FLOOR, DURGACHAK, HALDIA, DIST - EAST MIDNAPORE - 721 602	272067 / 272166
207	RASHBEHARI 033	PURABI APARTMENT, GROUND FLOOR-GA, (NEXT TO FRANK ROSS), 28, RASHBEHARI AVANUE, KOLKATA – 700 026	46034980 / 81
CUSTODY BRANCH AT GIFT CITY :			
208	GANDHINAGAR 079	UNIT NO.308/A, 03RD FLOOR, HIRANANDANI SIGNATURE TOWER, GIFT IFSC ZONE, GIFT CITY, GANDHINAGAR - 382355	65212501/02/03/04/05

PHOTO GALLERY



Shri Ravindra Jaiswal, Honorable Minister for Stamps and Registration U.P. launched the e-stamping services through CSC at Varanasi on October 7, 2022 in the presence of officials of the Corporation.



Mr. N. Kheda Varta, IAS - Secretary – Land Resources inaugurated the launch of e-stamp services in Manipur on April 26, 2023 from the Govt. Secretariat – Imphal.



Mr. Amit Dassi, Vice President and Retail Head inaugurating Morbi branch, Gujarat on November 17, 2022

PHOTO GALLERY



Training program conducted at CSC, Bangalore



Investor Awareness program in Dehradun Jal Nigam under Financial Literacy Program on June 9, 2022.



Insurance Education and Training programme held in Kashmir in association with HDFC Life Insurance Co. Ltd from February 02, 2023 to February 05, 2023

PHOTO GALLERY



Vigilance awareness week -Integrity Pledge being taken by employees at Main Operations Office, Mahape.



Vigilance Awareness Week Theme Rangoli at Registered Office

PHOTO GALLERY



Azadi Ka Amrit Mahotsava Celebration at NGOs supported by StockHolding

PHOTO GALLERY



Distribution of stationery & school books by StockHolding to the under privileged children through Anjalika Jan Seva Anushthan



Physics Laboratory donated by StockHolding at Patamda College, Jharkhand



Biology Laboratory donated by StockHolding at Patamda College, Jharkhand

PHOTO GALLERY



Winning team of Stock Holding Services Limited in inter group (women) Cricket Tournament



Winning team from Institution dept. of Stock Holding in inter group (men) Cricket Tournament



Runner up team of Stock Holding in inter group (women) Cricket Tournament



Runner up team of PCM team of Stock Holding in inter group (men) Cricket Tournament



Stockholding Center Point,
Unit No.301, 3rd floor, Dr. B. Ambedkar Road,
Parel, MUMBAI-400012