

32nd
Annual Report
2019-20



IFCI Venture Capital Funds Limited

BOARD OF DIRECTORS

Mr. Sunil Kumar Bansal, Non-Executive Chairman
Mr. Shivendra Tomar, Managing Director
Mr. Subhash C. Kalia, Non-Executive Director

Ms. Anjali Kaushik, Non-Executive Director
Mr. Ravindra Nath, Non-Executive Director
Mr. Anil Kumar Bansal, Additional Director

CHIEF FINANCIAL OFFICER

Ms. Indu Gupta

COMPANY SECRETARY

Mr. Rachit Tandon

AUDITORS**STATUTORY AUDITORS**

Lunawat & Co.
Chartered Accountants
54, Daryaganj
New Delhi-110002

SECRETARIAL AUDITORS

Saurabh Agrawal & Co.
Company Secretaries
403, Nirmal Tower,
26 Barakhamba Road,
Connaught Place,
New Delhi-110001

BANKERS

Axis Bank Ltd
HDFC Bank Ltd
State Bank of India
IDBI Bank

REGISTRAR

MCS Share Transfer Agent Limited
F-65, 1st floor Okhla Industrial Area, Phase I,
New Delhi -110020

DEBENTURE TRUSTEE

Vistra ITCL (India) Limited
IL&FS Financial Centre, Plot C-22, G Block,
Bandra-Kurla Complex,
Bandra East, Mumbai-400051

IDBI Trusteeship Services Ltd.
Asian Building, Ground Floor
17. R. Kamani Marg, Ballard Estate
Mumbai - 400 001

REGISTERED OFFICE

IFCI Tower,
61, Nehru Place,
New Delhi - 110 019.
Tel (011) 26441502, 26230026
Fax (011) 26453348
Website: www.ifciventure.com
E-Mail: cs@ifciventure.com

CONTENTS

PAGE NO

Notice.....	1
Directors' Report.....	5
Policy on Dealing with Related Party Transactions.....	17
Form No. AOC-2.....	19
Corporate Social Responsibility.....	21
Secretarial Audit Report (MR-3).....	23
Management Discussion & Analysis.....	26
Comments of Comptroller and Auditor General of India.....	29
Report on Corporate Governance.....	31
Independent Auditors' Report.....	39
Balance Sheet.....	47
Profit & Loss Account.....	48
Cash Flow Statement.....	49
Significant Accounting Policies & Notes to Financial Statement	51

NOTICE

NOTICE is hereby given that the THIRTY SECOND ANNUAL GENERAL MEETING OF THE MEMBERS OF IFCI VENTURE CAPITAL FUNDS LIMITED (IFCI VENTURE) will be held on Wednesday, September 30th, 2020 at 11:00 AM, through Video Conferencing (VC)/ Other Audio Video Means (OAVM), at the Registered Office of the Company situated at IFCI Tower, 61, Nehru Place, New Delhi - 110 019, to transact the following business(es):

ORDINARY BUSINESS

1. To receive, consider and adopt the Audited Balance Sheet as on March 31, 2020 and the Profit & Loss Account for the year ended March 31, 2020, and the Reports of the Board of Directors and Auditors thereon, as presented to the Members.
2. To appoint Director in place of Ms. Anjali Kaushik (holding DIN 08128096), Non-Executive Director who retires by rotation and being eligible offer herself for re-appointment.
3. To fix the remuneration of Auditors and, if thought fit, to pass the following resolution as an Ordinary Resolution:

"RESOLVED THAT pursuant to the provisions of Section 139, 142 and any other applicable provisions of Companies Act, 2013 and the rules made thereunder (including any statutory modification(s) or re-enactment thereof for the time being in force), the Board of Directors of the Company, be and is hereby, authorized to fix the remuneration including out of pocket expenses, if any, to be payable to the Statutory Auditors as may be appointed by the Comptroller and Auditor General of India for the Financial Year 2020-21.

"RESOLVED FURTHER THAT reimbursement to be made towards out of pocket expenses incurred by the statutory auditors in the course of conducting statutory audit of IFCI Venture Capital Funds Limited for the Financial Year 2020-21, be and is hereby, ratified."

SPECIAL BUSINESS

4. To consider, and if thought fit, to pass, with or without modification(s), the following resolution shall be passed as an Ordinary Resolution:

"RESOLVED THAT pursuant to the provisions of Section 152 read with Section 161 and any other provisions of the Companies Act, 2013 read with rules made thereunder (including any statutory amendment(s), modification(s), variation or re-enactment thereof, for the time being in force), Mr. Anil Kumar Bansal (DIN: 06752578), who was appointed as an Additional Director under the category of Non-Independent Director liable to retire by rotation, on the Board of the Company w.e.f. July 16th, 2020, to hold office up to the date of this Annual General Meeting of the Company and in respect of whom a notice in writing pursuant to Section 160 of the Companies Act, 2013, as amended, has been received in the prescribed manner, be and is hereby appointed as Non-Executive Director under the category of Non-Independent Director liable to retire by rotation on Board of the Company.

"RESOLVED FURTHER THAT Managing Director and Company Secretary, be and are hereby, authorized to do all such acts, deeds and things necessary in this behalf and to file necessary particulars with the Registrar of Companies, NCT of Delhi & Haryana."

**By order of the Board of Directors
For IFCI Venture Capital Funds Ltd**

**Sd/-
(Rachit Tandon)
Company Secretary**

**Place : New Delhi
Date : 02.09.2020**

Notes:

1. In view of the continuing COVID-19 pandemic, the Ministry of Corporate Affairs ('MCA') has vide its circular dated 5th May 2020 read with circulars dated 8th April 2020 and 13th April 2020 (collectively referred to as 'MCA Circulars') permitted holding of the annual general meeting ('AGM') through VC/OAVM facility, without the physical presence of the members at a common venue. In compliance with the provisions of the Companies Act, 2013 (the 'Act') and MCA Circulars, the AGM of the Company is being conducted through VC/OAVM hereinafter called as 'e-AGM'.
2. The deemed venue for thirty-second e-AGM shall be the Registered Office of the Company at IFCI Tower, Nehru Place, New Delhi - 110019.
3. Attendance of the Members participating in the 32nd AGM through VC/OAVM Facility shall be counted for the purpose of reckoning the quorum under Section 103 of the Act.
4. Pursuant to the provisions of the Act, a member entitled to attend and vote at the AGM is entitled to appoint a proxy to attend and vote on his/her behalf and the proxy need not be a member of the Company. Since this AGM is being held pursuant to the MCA Circulars through VC/OAVM facility, physical attendance of members has been dispensed with. Accordingly, the facility for appointment of proxies by the members will not be available for the e-AGM and hence the Proxy Form are not annexed to this Notice.
5. Institutional/Corporate shareholders (i.e. other than individuals/HUF etc.) are required to send a scanned copy(pdf/jpg format) of its board or governing body's resolution/authorisation, etc., authorising their representative to attend the AGM on its behalf and to vote. The said resolution/authorisation shall be sent to by e- mail through their registered email address to cs@ifciventure.com
6. The facility of joining the e-AGM through VC/OAVM will be opened 15 minutes before and will be open upto 15 minutes after the scheduled start time of the e-AGM, i.e., from 10:45 am to 11:15 am
7. In terms of sections 101 and 136 of the Act, read with the rules made thereunder, the companies may send the notice of AGM and the annual report, including financial statements, boards' report, etc. by electronic mode. Pursuant to the said provisions of the Act read with MCA Circulars, notice of thirty-second e-AGM along with the Annual Report for FY 2019-2020 is being sent only through electronic mode to those members whose email addresses are registered with the Company. Members may note that the Notice and Annual Report for FY 2019-2020 will also be available on the Company's website at www.ifciventure.com
8. Members shall receive necessary information/procedure separately at their registered e-mail addresses to enable them to access the audio-video facility for participation in the meeting
9. Members are informed that in case if a demand for poll is made by any member in respect to any item, the members shall cast their vote on the resolutions only by sending emails through email addresses which are registered with the company. The voting shall be sent to the Company by e-mail through its registered email address to cs@ifciventure.com
10. Members who have not registered their e-mail addresses so far are requested to register their e-mail address for receiving all communication including Annual Report, Notices, Circulars, etc. from the Company electronically.
11. Members are requested to kindly communicate immediately any change in their address, if any, to the Managing Director/Company Secretary at the Registered Office of the Company.
12. Members are requested to support our commitment to environment protection by choosing to receive the Company's communication through email going forward.
13. The Register of Directors and Key Managerial Personnel and their Shareholding maintained under Section 170 of the Companies Act, 2013; the Register of Contracts or Arrangements in which Directors are interested maintained under Section 189 of the Companies Act, 2013 shall be made available for inspection through electronic mode and shall remain open and be accessible to any member during the continuance of the meeting.
14. Since the meeting will be conducted through VC/OAVM facility, attendance slip and route map is not annexed to this Notice.

Details of Directors seeking Appointment / Re-appointment at the ensuing Annual General Meeting, pursuant to Secretarial Standard – 2 issued by the Institute of Company Secretaries of India are as under:

**PROFILE OF DIRECTORS SEEKING APPOINTMENT / RE-APPOINTMENT AT THIS
ANNUAL GENERAL MEETING**

Name of the Director	Ms. Anjali Kaushik	Mr. Anil Kumar Bansal
Directors Identification Number (DIN)	08128096	06752578
Date of Birth	26.08.1970	22.05.1953
Date of First Appointment on the Board	May 08, 2018	July 16, 2020
Profile / Expertise in Specific functional Areas	Smt Anjali Kaushik having more than 15 years' experience in the field of Academic and Research and more than 7 years' experience in the field of Defense and Industry.	Shri Anil Kumar Bansal has more than 30 years of vast experience in various areas of Banking, Finance, Rating, Agriculture, MSME, Corporate and NBFC Sector. Shri Anil Kumar Bansal was elected as Chairman of CARE Ratings Limited, a leading rating agency in India and currently holding the membership of external credit rating committee.
Qualifications	Post-graduate Diploma in Cyber Law & Cyber Forensics (2017) National Law School of India University, Bangalore Ph. D in Information Systems (2008) University of Delhi. Post Graduate Diploma in Management (2002) Management Development Institute, Gurgaon. Bachelor of Engineering in Computer Science (1992) M.I.T College, Aurangabad.	Master degree in M.SC Agriculture and CAIIB-I (Indian Institute of Bankers).
List of Directorship in other Companies	Nil	1. APL Apollo Tubes Limited 2. Apollo Tricoat Tubes Limited 3. GVFL Trustee Company Private Limited 4. Rockland Finstock Limited
Membership of Committee of the Board in other Companies	Nil	APL Apollo Tubes Limited 1. Audit Committee (Chairman) 2. CSR (Chairman & Member) 3. Stakeholder Relationship Chairman) Apollo Tricoat Tubes Limited 1. Audit Committee (Chairman) 2. NRC (Chairman)
No. of Equity Shares held	Nil	Nil
No. of Board Meetings attended/entitled to attend during the year	5	Nil
Whether related to any Board Members, Manager or KMP of the Company	No	No

**EXPLANATORY STATEMENT
(PURSUANT TO SECTION 102 OF THE COMPANIES ACT 2013)**

Item No. 4

Shri Anil Kumar Bansal (DIN: 06752578) aged 67 years is a Non-Executive Non-Independent Director of the Company. Shri Bansal was appointed as an Additional Director by the Board of Directors of the Company w.e.f. July 16th, 2020.

Under Section 161 of the Companies Act, 2013 read with Article 110(10)(a) of the Articles of Association of the Company, Shri Bansal holds office only upto the date of this Annual General Meeting of the Company. A notice has been received proposing candidature of Mr. Bansal for the office of Director of the Company and the same has been recommend by Nomination & Remuneration Committee.

Shri Anil Kumar Bansal has more than 30 years of vast experience in various areas of Banking, Finance, Rating, Agriculture, MSME, Corporate and NBFC Sector. Shri Anil Kumar Bansal was elected as Chairman of CARE Ratings Limited, a leading rating agency in India and currently holding the membership of external credit rating committee. He is also a member of Screening Committee of Venture Capital Funds for Scheduled Caste and Backward Classes. Shri Bansal has held senior positions in various Public Sector Banks. Shri Bansal holds a master degree in M.SC Agriculture and CAIIB-I (Indian Institute of Bankers). The Board considers that given his vast and diverse experience, the Company would benefit under his guidance. Accordingly, the Board recommends the resolution in relation to appointment of Shri Bansal as a Non-Executive Director under the category of Non-Independent Director liable to retire by rotation on Board of the Company, for the approval of the shareholders of the Company.

He will be eligible to pay the sitting fees for attending Board and Committee Meetings, in compliance with the provisions of the Companies Act, 2013 and directions of the Board prevailing from time to time. He is not holding any shares in the Company. He is not having any relationship with other directors, manager and Key Managerial Personnel of the Company. Details of his other Directorships and Membership/ Chairmanship of Committees of other Boards are forming part of this Notice.

Except Shri Bansal, being an appointee, none of the Directors and Key Managerial Personnel of the Company and their relative(s) is/ are concerned or interested, financially or otherwise, in the resolution set out in Item No. 4.

Note: Articles of Association of the Company and all other documents related to appointment of Shri Anil Kumar Bansal shall be made available for inspection through electronic mode and shall remain open and be accessible to any member during the continuance of the meeting.

**By order of the Board of Directors
For IFCI Venture Capital Funds Ltd**

Place : New Delhi
Date : 02.09.2020

Sd/-
(Rachit Tandon)
Company Secretary

DIRECTORS' REPORT

TO THE MEMBERS OF IFCI VENTURE CAPITAL FUNDS LIMITED

The Board of Directors of your Company are pleased to present the Thirty Second Annual Report of IFCI Venture Capital Funds Limited (the Company) together with the Management Discussion and Analysis, Report on Corporate Governance and Audited Financial Statements for the Financial Year ended March 31, 2020.

1. FINANCIAL RESULTS AND STATE OF COMPANY'S AFFAIRS

The financial results of your Company for the Financial Year 2018-19 and 2019-2020 under review are summarised in the following table:

Financial Year	2019-20	2018-19 (Restated)
Total Income	3,421.67	9,747.67
Expenditure		
- Finance Cost	1,421.70	2,460.83
- Fees and commission Expense	15.43	70.99
- Net loss on fair value changes	-	710.01
- Employee Benefit Expenses	443.05	450.60
- Impairment on financial instruments	1,686.04	-
- Depreciation	2.24	1.01
- Other Expenses	510.48	7,228.53
Total Expenditure	4,078.95	10,921.97
Profit/(loss) Before Tax	(657.28)	(1,174.30)
Less: Tax Expenses	(717.24)	1,725.13
Profit/(loss)for the period	59.95	(2,899.43)
Add: Other Comprehensive Income	(12.27)	(0.91)
Total Comprehensive Income for the period	47.68	(2,900.34)

2. CHANGE IN NATURE OF BUSINESS & MATERIAL CHANGES AND COMMITMENTS AFFECTING FINANCIAL POSITION OF THE COMPANY BETWEEN THE END OF THE FINANCIAL YEAR AND THE DATE OF THE REPORT

There has been no change in the nature of business of your Company during the reporting period. Further, there have been no material changes and commitments which affect the financial position between the end of the Financial Year and date of Directors' Report.

3. DIVIDEND

No interim or final dividend has been declared for the Financial Year 2019-2020.

4. TRANSFER TO RESERVES

The Company has transferred Rs.9.54 lakh to the reserves u/s 45IC of the RBI Act, 1934 during the Financial Year ended March 31, 2020 as your company has earned profits during the year.

5. CAPITAL STRUCTURE/CHANGE IN SHARE CAPITAL

The capital structure of your Company is given as under:

Authorized Share Capital	Issued, Subscribed and Paid-up Share Capital
15,00,00,000 Equity Shares of Rs.10/- each aggregating to Rs.150,00,00,000/-	6,03,71,008 Equity Shares of Rs.10/- each aggregating to Rs.60,37,10,080/-

* During the Financial Year 2019-2020, there was no change in authorised, issued, subscribed and paid-up share capital of the company.

6. DETAILS OF DIRECTORS AND KEY MANAGERIAL PERSONNEL (KMP) APPOINTED OR RESIGNED DURING THE FINANCIAL YEAR

During the Financial Year, the following changes have occurred in the composition of the Board of Directors and in the KMP of your Company:

In accordance with the provisions of Companies Act, 2013 and the Articles of Association of the Company, upon nomination by IFCI Ltd. the holding company, Mr. Sunil Kumar Bansal was appointed as a Nominee Director w.e.f. June 11, 2020 in place of Mr. Vasantharao Satya Venkatarao whose nomination was withdrawn w.e.f. June 05, 2020. Further, IFCI Ltd., the holding company, has designated Mr. Sunil Kumar Bansal, as the Chairman of the Board of Directors of your company w.e.f. September 02nd, 2020. Mr. J. Venkateswarlu and Mr. Lalit K. Pantangia tendered their resignation and ceased to act as Director w.e.f. June 13, 2019 and September 23, 2019 respectively.

IFCI Ltd., the holding company, had withdrawn the nomination of Mr. Emandi Sankara Rao as Nominee Director designated as Chairman of the Company w.e.f. August 17, 2020 and Mr. Shakti Kumar as Managing Director w.e.f. June 10, 2020 and nominated Mr. Shivendra Tomar to be appointed as Nominee Director and designated as Managing Director, in addition to his existing responsibilities/duties in IFCI Ltd, on the Board of your Company. The Board of Directors appointed Mr. Shivendra Tomar as Nominee Director and designated him as Managing Director w.e.f. June 10, 2020.

Mr. Ravindra Nath was appointed as an Additional Director w.e.f. January 11, 2019 and subsequently regularized by shareholders at Annual General Meeting held on September 24, 2019 as Non-Executive Director under the category of Non-Independent Director whose office is liable to retire by rotation.

Mr. Anil Kumar Bansal was appointed as an Additional Director w.e.f. July 16, 2020 and is proposed to be regularized as Non-Executive Director under the category of Non-Independent Director who hold office up to the date of forthcoming Annual General Meeting.

Ms. Priyanka Munjal tendered her resignation from the post of Company Secretary w.e.f. May 27, 2020. In her place, the Board has appointed Mr. Rachit Tandon as Company Secretary of your Company w.e.f. June 20, 2020.

During the year, no other changes took place in the composition of the Board of Directors of the Company. The composition of the Board of Directors of the Company is not in compliance with the applicable norms of the Companies Act, 2013, since in terms of the Act, 1/3rd of the total number of Board of Directors of IFCI Venture shall be Independent Directors and as per notification dated June 05, 2015 for the induction of Independent Director on the Board of a Government Company, opinion from concerned Ministry or parent Department of the Central Government, which is administratively in charge of the Company or as the case may be, the State Government, is required that the person intending to act as Independent Director shall be a person of integrity and possess relevant expertise and experience. Accordingly, in view of the above, a communication to Subsidiaries & Associates Department, IFCI Limited has been sent for taken up the matter suitably.

7. DIRECTOR LIABLE TO RETIRE BY ROTATION

Ms. Anjali Kaushik (holding DIN 08128096), Non-Executive Director will retire by rotation at the forthcoming Annual General Meeting and being eligible, have offered herself for re-appointment.

8. SECRETARIAL STANDARDS

Pursuant to the provisions of Section 118 of the Companies Act, 2013, the Company has complied with the applicable provisions of the Secretarial Standards issued by the Institute of Companies Secretaries of India.

9. NUMBER OF MEETINGS OF THE BOARD OF DIRECTORS

During the Financial Year 2019-2020, in compliance with the provisions of the Companies Act, 2013 and rules made thereunder, 5 (five) meetings of the Board of Directors were conducted, and the details of such meetings forms part of the Report on Corporate Governance, appearing separately in the Annual Report.

10. COMPOSITION OF AUDIT COMMITTEE OF DIRECTORS

Your Company has in place an Audit Committee of Directors, as required under the provisions of Companies Act, 2013 and other applicable regulations. However, the composition of the Audit Committee is not in compliance with the provisions of the Companies Act, 2013. Reasons of such non-compliance and detailed composition of Audit Committee of Directors forms part of Report on Corporate Governance, appearing separately in the Annual Report.

Your Directors would further like to inform that there has been no matter where the Board has not accepted the recommendations of the Committee.

11. DISCLOSURE OF NOMINATION AND REMUNERATION POLICY

Pursuant to the provisions of the Companies Act, 2013, your Company has put in place a Nomination & Remuneration Policy. The Policy has also been placed on the website of your Company at www.ifciventure.com. The terms of reference of the Nomination & Remuneration Committee and attendance of the members are mentioned in the Report on Corporate Governance, appearing separately in the Annual Report.

As per Notification dated June 05, 2015, issued by the Ministry of Corporate Affairs, Government Companies are exempted from complying with the provisions of sub section (2), (3) and (4) of Section 178 of the Companies Act, 2013. Accordingly, your Company being a Government Company is not required to disclose the Nomination and Remuneration Policy in the Directors' Report.

12. POLICY ON DEALING WITH RELATED PARTY TRANSACTIONS

Your Company has formulated a Policy on Materiality of Related Party Transactions, for the purpose of identification and dealing with related parties. The Policy on dealing with Related Party Transactions as approved by the Board has been uploaded on your Company's website at www.ifciventure.com and is also enclosed at **Annexure I**.

13. PARTICULARS OF CONTRACTS OR ARRANGEMENTS WITH RELATED PARTIES

All Related Party Transactions were placed before the Audit Committee of Directors for approval. Prior approval of the Audit Committee was obtained on quarterly basis for the transactions which were of foreseen and repetitive nature. None of the Directors has any pecuniary relationship or transaction vis-à-vis the Company.

Disclosure on Related Party Transactions during FY 2019-20 in the prescribed format of Form AOC-2 is given at **Annexure II**.

14. ANNUAL RETURN

As per the recent amendment dated August 28, 2020 and pursuant to the provisions of the Companies Act, 2013, the Company shall place a copy of the annual return in prescribed format on the website of the company, if any, and the web-link of such annual return shall be disclosed in the Board's report. The same is available on the Company's weblink i.e. <http://www.ifciventure.com/investors>

15. CORPORATE SOCIAL RESPONSIBILITY

Pursuant to section 135 of the Companies Act, 2013 and Rules made thereunder, the brief outline of the Corporate Social Responsibility (CSR) Policy of the Company and the initiatives undertaken by the Company on CSR activities during the year are set out in **Annexure III** of this report in the format prescribed in the Companies (Corporate Social Responsibility Policy) Rules, 2014. The policy is available on the Company's website i.e. www.ifciventure.com

16. PARTICULARS OF EMPLOYEES AND REMUNERATION

As per Notification dated June 5, 2015, issued by the Ministry of Corporate Affairs, Government Companies are exempt from complying with the provisions of section 197 of the Companies Act, 2013, read with Rules made thereunder. Accordingly, your Company being a Government Company is exempt from disclosing the information required under the said section read with Rules made thereunder in the Board's Report.

17. PERFORMANCE EVALUATION

The Board of Directors and Nomination & Remuneration Committee of Directors has put in place an evaluation framework for the evaluation of the Board, its Committees and of the individual Directors, in compliance with the provisions of the Companies Act, 2013. A structured questionnaire was prepared after taking into consideration various aspects of the Directors' functioning such as delegation of responsibilities to the Committees, level of Directors' integrity and ability to handle conflict constructively, Directors acting in accordance with the provisions of Articles of Association of the Company and the Committees' functions in accordance with terms of reference prescribed by the Board, etc. The Board has carried out an Annual performance evaluation of its own performance and of all the Directors individually as well as the evaluation of various Board Committees.

The Directors expressed their satisfaction with the evaluation process.

18. DISCLOSURE AS PER SEXUAL HARASSMENT OF WOMEN AT WORKPLACE (PREVENTION, PROHIBITION AND REDRESSAL) ACT, 2013

Your Company has a policy on Prevention of Sexual Harassment at Workplace and is complying with the provisions of Sexual Harassment of Women at Workplace (Prevention, Prohibition and Redressal) Act, 2013. During the Financial Year 2019-20, no complaint was received on this ground.

19. PARTICULARS OF LOANS, GUARANTEES OR INVESTMENTS UNDER SECTION 186 OF THE COMPANIES ACT, 2013.

As your Company is primarily engaged in the business of financing of companies in the capacity of being a Non-Banking Financial Company, therefore the provisions of Section 186 [except for sub-section (1)] of the Companies Act, 2013 are not applicable to your Company.

20. MAINTENANCE OF COST RECORDS

As your Company is primarily engaged in the business of financing of companies in the capacity of being a Non-Banking Financial Company, therefore maintenance of cost records under the provisions of Section 148(1) of the Companies Act, 2013 are not applicable to your Company.

21. RISK MANAGEMENT

Disclosure on Risk Management in your Company is provided separately in the Management Discussion and Analysis Report forming part of this Report.

22. DEPOSITS

Your Company being a Non-Deposit Accepting Company has not accepted any deposits during the Financial Year 2019-2020. There were no public deposits outstanding as at the beginning or end of the Financial Year 2019-2020.

23. SIGNIFICANT OR MATERIAL ORDERS PASSED BY REGULATORS OR COURT IMPACTING THE GOING CONCERN STATUS OF THE COMPANY

There are no significant material orders passed by the Regulators or Courts or Tribunal during the year under review which has an impact on the going concern status and company's operations in future.

24. VIGIL MECHANISM

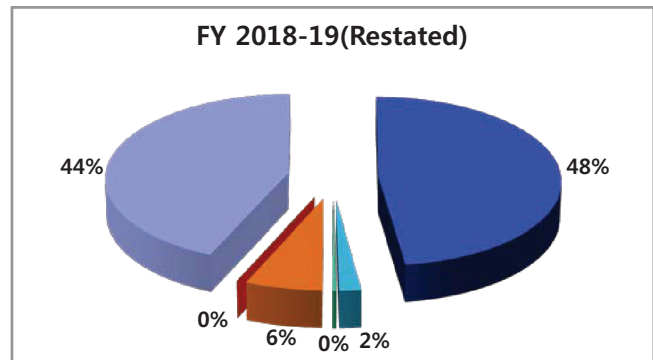
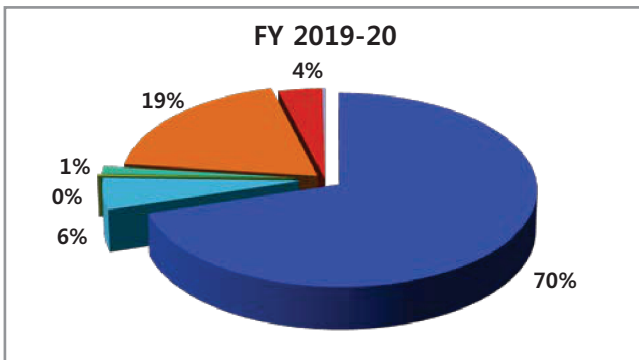
Your Company has in place a Vigil Mechanism Policy, in compliance with the provisions of Companies Act, 2013, under which the Directors and employees can report to the Management their concerns about unethical

behavior, actual or suspected fraud or violation of the code of conduct and to provide adequate safeguards to them against any sort of victimization on raising an alarm. During the Financial Year under review, no instance of the secured disclosure has been made to the Designated Authority or to the Chairman of the Audit Committee of Directors.

The details of the Vigil Mechanism Policy are posted on the website of the Company i.e. www.ifciventure.com

25. INCOME AND EXPENDITURE COMPONENTS

i) Income Components

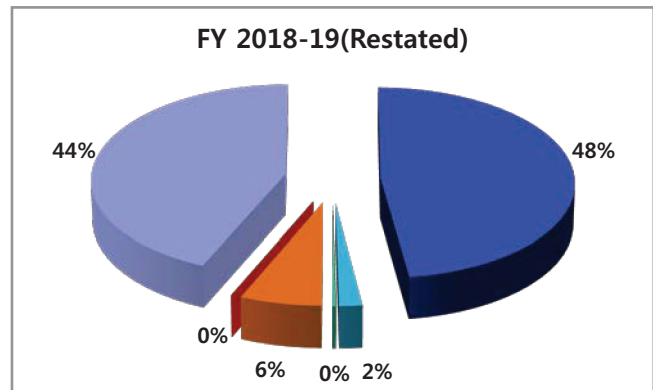
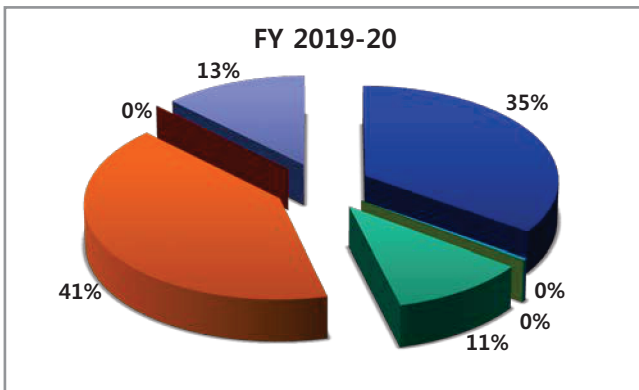


■ Lending Operations ■ Management Fee
 ■ Investment Operations ■ Net Gain on Fair Value Changes
 ■ Dividend Income ■ Other Income
 ■ Bad Debt Recovered

■ Lending Operations ■ Management Fee
 ■ Investment Operations ■ Net Gain on Fair Value Changes
 ■ Dividend Income ■ Other Income
 ■ Bad Debt Recovered

*Other income includes Rs.4242 lakh on account of ECL reversal

ii) Expenditure Components



■ Finance Costs ■ Impairment on Financial Instruments
 ■ Fees and Commission Expenses ■ Depreciation, Amortisation and Impairment
 ■ Net Loss on Fair Value Changes ■ Other Expenses
 ■ Employee Benefit Expenses

■ Lending Operations ■ Management Fee
 ■ Investment Operations ■ Net Gain on Fair Value Changes
 ■ Dividend Income ■ Other Income
 ■ Bad Debt Recovered

•Other Expenses includes Rs.6868.11/-Lakh on account of Bad Debt written off

26. INDUSTRY AND BUSINESS OF THE COMPANY

I. INDUSTRY STRUCTURE & DEVELOPMENTS

i. Introduction

The India's GDP for the financial year 2019-20 had shown clear signs of slowing down. Before the COVID-19 pandemic and lockdown, both the RBI and the Central Statistical Office (CSO) of the Government of India had revised the GDP growth rate downwards.

GDP growth for FY2020 was pegged at 5% compared to 6.1% in FY2019; and growth in gross value added was estimated at 4.9% in FY2020 versus 6% in FY2019

GDP growth was 5.2% in April-June 2019; then yet again to 4.4% in July-September 2019; followed by 4.1% growth in October-December 2019 and 3.1% growth in January-March 2020.

A. Banking Sector

The Indian banking system consists of 20 public sector banks, 22 private sector banks, 44 foreign banks, 44 regional rural banks, 1,542 urban cooperative banks and 94,384 rural cooperative banks in addition to cooperative credit institutions.

Indian banks are increasingly focusing on adopting integrated approach to risk management. The NPAs (Non-Performing Assets) of commercial banks has recorded a recovery of Rs 400,000 crore (US\$ 57.23 billion) in FY19, which is highest in the last four years. Asset of public sector banks stood at Rs 72.59 lakh crore (US\$ 1,038.76 billion) in FY19.

RBI has decided to set up Public Credit Registry (PCR), an extensive database of credit information, accessible to all stakeholders. The Insolvency and Bankruptcy Code (Amendment) Ordinance, 2017 Bill has been passed and is expected to strengthen the banking sector.

Deposits under Pradhan Mantri Jan Dhan Yojana (PMJDY) increased to Rs 1.28 lakh crore (US\$ 18.16 billion) during the Financial Year 2019-20. As of November 2019, there were a total of 19 million subscribers under Atal Pension Yojna. Rising income is expected to enhance the need for banking services in rural areas, and therefore, drive the growth of the sector.

B. NBFC Sector

NBFCs have been struggling to keep alive in wake of the pandemic. The financial regulator in India has been taking rigorous steps to counter the impact of the pandemic on the shadow banking sector. The central bank has been continuously tracking the sector in India and has taken a number of steps to support the NBFC sector in India and prevent its collapse. The steps include measures to maintain adequate liquidity in the system, facilitate smooth bank credit flow and ease financial strain amid the deadly virus outbreak. Some these have been introduced during the last quarter of the FY 2019-20 even before the actual outbreak of the disruption in our country.

C. Private Equity

An overview of the private equity industry:

India continued to be the second-largest deal market in Asia-Pacific (APAC) in 2019. The region drew a record amount of venture capital investments witnessing an increase in the number and average deal value of more than \$100 million, the highest in the last decade. Private Equity (PE) investments in India touched \$37 billion as against \$36.16 billion in 2018. According to data from Venture Intelligence, the gains were led by big-ticket Infrastructure sector deals. The data shows that the 74 PE investments were pegged at and above \$100 million accounting for 74 per cent of the total investments which included five investments worth \$1 billion. The infrastructure industry took the large share of the pie with 40 per cent of the investments attracting \$14.7 billion with 74 deals, compared to \$7.8 billion in the preceding year.

IT companies also saw an appreciation in investments with PayTM raking \$1 billion by US-based T Rowe Price. The industry received 32 per cent of the total PE investments in the year passing by as nine new unicorn companies were raised, which include Delhivery, Dream11, BigBasket, Rivigo, Druva Software, Icertis, Citius Tech, Ola Electric, and Lenskart.

The exits in 2019 decreased, finishing at nearly \$13 billion, relative to the previous two years. Yet, it was the third-highest exit year of the last decade at \$12.8 billion. The fall over last year's \$17 billion (excluding Flipkart) was driven by a decrease in the number of exits from 265 to 200. With an unpredictable public market, strategic sales became the preferred mode of exit, accounting for about 50 per cent of exit volume.

ii. Regulatory Changes

The Reserve Bank of India came up with the 'COVID Package' on March 27, 2020. The package permitted banks to provide a moratorium on EMI repayments for a period of 3 months starting from the month of March. Further

providing relaxation in classification of loan as NPAs and restructuring of terms. Post the extension of the lockdown, RBI came up with another series of circulars on April 17, 2020. The various relaxation announced by the RBI Governor included provisioning norms and the granting asset classification standstill on accounts under moratorium.

II. BUSINESS OVERVIEW

i. Lending Operations

Interest Income on lending operations has been the major source of revenue for your Company, which accounted for 71.24% of the Operating Revenue for the Financial Year 2019-20. Your Company disbursed Rs.136 lakhs during the year. The lending portfolio stood at Rs. 26,064.69 lakh as at March 31, 2020 against Rs. 31,428.67 lakh as at March 31, 2019.

In line with approved General Lending Policy during the year under review, considering the extent of operations and general market conditions, your Company reduced its exposure limits for an individual company upto Rs.10 crore or 10% of Owned Funds as at March 31, 2019 and for a Group upto Rs.15 crore or 15% of Owned Funds as at March 31, 2019 (Owned Funds as at March 31, 2019 – Rs.121.96 crore). The tenor of loans has also been kept at 4 years. However, in order to attract companies having credit rating of A and above, marginal relaxation has been allowed in tenor of loans to 5 years coupled with relaxation in security margins and interest rates. Further, in order to maintain the quality of the credit portfolio the policy was also made stringent with respect to financial products, single industry exposure, sector exposure, minimum Investment Grade criteria etc.

In addition, to ensure proper risk evaluation of proposals, the internal risk rating process continues to be outsourced to external Rating Agencies (presently CARE Ratings) and the same is linked to pricing of loans.

ii. Private Equity/Venture Capital Funds

One of the core activities of your company is management of private equity/venture capital funds.

Your Company is presently managing 2 Schemes viz. Venture Capital Fund for Scheduled Castes (VCF-SC) and Venture Capital Fund for Backward Classes (VCF-BC) for Ministry of Social Justice and Empowerment (MoSJE) under a Fund/Trust viz. Venture Capital Fund for Scheduled Castes and Backward Classes. The Fund is registered as Alternate Investment Fund (AIF) Category - II with SEBI.

VCF-SC is a first of its kind Venture Capital Fund in India dedicated to promote entrepreneurship among the Scheduled Castes by providing concessional finance to them. It was started in the year 2015 with an initial corpus of Rs.250 crore. During the year, MoSJE has contributed an amount of Rs.160 crore in VCF-SC. Present corpus of the fund as on 31st March 2020 is Rs.576.18 crore. IFCI Venture has sanctioned investment of Rs.399.55 crore in 107 Companies being promoted by Scheduled Caste entrepreneurs as on 31st March, 2020. IFCI Venture earns an annual management fee @ 1.5% p.a. on the fund corpus of VCF-SC and an amount of Rs.6.29 Crore was booked as income towards management fee from VCF-SC.

Similarly, In March 2018, your company, again in association with Ministry of Social Justice and Empowerment, GOI and IFCI Ltd., had launched Venture Capital Fund for Backward Castes (VCF-BC). VCF-BC was setup by MoSJE for providing concessional finance to Backward Class entrepreneurs. IFCI Venture has also committed Rs.10 crore in the fund as sponsor and investor and presently has invested Sponsor capital of Rs.5 crore. During the year, MoSJE has contributed an amount of Rs.90 crore in VCF-BC. Present corpus of the Fund as on 31st March 2020 is Rs.105.85 crore. IFCI Venture has sanctioned investment of Rs.29.39 crore in 10 Companies being promoted by Backward Class entrepreneurs as on 31st March, 2020. Your company is actively sourcing deals under the Fund. IFCI Venture earns an annual management fee @ 0.5% p.a. on the fund corpus of VCF-BC and an amount of Rs.0.20 Crore was booked as income towards management fee from VCF-BC. IFCI Venture has also earned profit sharing of Rs.0.07 lakh in VCF-BC.

To increase the scope and coverage of VCF-SC & VCF-BC, IFCI Venture has participated in conferences and conventions on pan-India basis. It has successfully generated deals from 18 states in VCF-SC viz. Punjab, Gujarat, Maharashtra, Delhi NCR, Telangana, Andhra Pradesh, Uttar Pradesh, Uttarakhand, Tamil Nadu, Karnataka, Pondicherry, West Bengal, Assam, Haryana, Chattisgarh, Himachal Pradesh, Madhya Pradesh and Bihar. In VCF-

BC, deals have been generated successfully from 6 States viz. Delhi NCR, Kerala, Madhya Pradesh, Maharashtra, Rajasthan and Tamil Nadu. Efforts are being made to expand the reach of the Fund.

Further, as per the instructions of MoSJE vide communication dated 5th July 2019, all the income received under the funds shall also be pooled in to form the corpus of the Fund. Accordingly, the corpus of VCF-SC increased by approx. Rs.76.16 crore and VCF-BC by Rs.0.85 crore in FY 2019-20.

Your Company started management of three funds in 2008 viz. Green India Venture Fund, India Automotive Component Manufacturers Private Equity Fund 1 – Domestic and India Enterprise Development Fund with the corpus of funds raised from 38 investors including Public Sector Banks/Financial institutions/Insurance Companies/retail individuals etc. Your Company steadily moved forward by investing in various deals across India across Energy Efficiency, Renewable Energy, Auto-components and Hospitality Sector etc. These funds have been successfully closed in FY 2019-20. IFCI Venture has also earned profit sharing of Rs.15.49 lakh on divestments in Green India Venture Fund.

III. NEW INITIATIVES BY YOUR COMPANY:

Your company has been actively involved in the fund raising process for already registered 2 funds with SEBI under AIF category II, from the domestic investors, which are as under:

- i. Green India Venture Fund – II (GIVF – II);

This Fund proposes to promote projects in Clean-tech and Renewable Energy space.

- ii. Small and Medium Enterprises Advantage Fund (SMEAF)

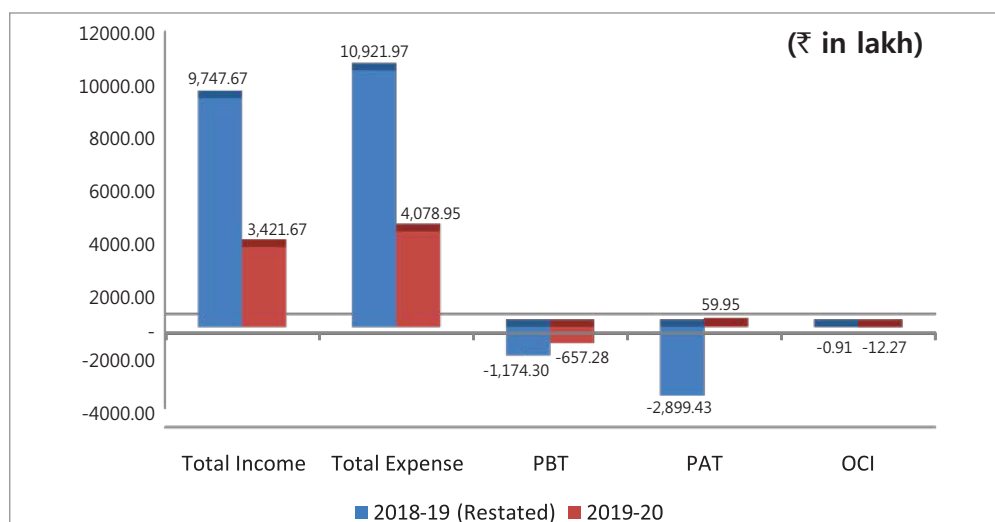
Seeing the larger thrust of the Government of India to promote the SME segment in the Indian economy, your Company has conceptualized the Small and Medium Enterprises Advantage Fund (SMEAF). SMEAF shall majorly focus in growth oriented & government focused sectors of the economy like Auto- Component, Chemical & Fertiliser, Food Processing, FMCG, Leather Industry, Health Care and Pharmaceutical and Textiles and Indian Engineering Industry.

27. PERFORMANCE OF YOUR COMPANY

In addition to the management of PE/ VC Funds, your Company continued its business of corporate lending, during the Financial Year under report. Your Company's approach towards lending and investments was guided by maximization of return on investments, while ensuring adequate security cover, adequate risk containment and helping your Company achieve an appropriate trade-off between returns and risk during the Financial Year.

i. Financial Performance

During FY 2019-20 your Company has earned profit of Rs.47.68 lakh as compared to loss of Rs.2900.34 lakh in FY 2018-19 (Restated). The book value per share increased to Rs.27.66 per share in FY 2019-20 from Rs.27.58 per share in FY 2018-19 (Restated).



ii. Sanctions and Disbursements

Your Company has been undertaking NBFC activities providing Corporate Loan to credit-worthy companies. The corporate loan portfolio of your Company stood at Rs.26,064.69 lakhs as on March 31, 2020 from Rs.31,428.67 lakhs as on March 31, 2019 with no sanction during the period. The loan portfolio continued to decrease due to scheduled repayments and prepayments of approx. Rs.1943 lakh in 2 loan accounts during the year on account of higher interest rates and security cover.

Consequently, it was decided to consolidate operations and particularly focus on maintaining comfortable liquidity position. As a result, the lending operations were slowed down with increased focus on NPA recovery and recovery of investments under the 3 PE/VC funds being managed by it which closed on 30th June 2019. Thus, the disbursements during FY 2019-20 were negligible due to focus being mainly on recovery from NPA cases as well as closure of the three funds.

iii. Management of Private Equity/Venture Capital Funds

As you are aware, your company has been acting as an Asset Manager for managing Venture Capital Funds since 1991. Your Company had been managing 5 PE/ VC funds viz. India Automotive Component Manufacturers Private Equity Fund-1-Domestic (IACM-I-D), Green India Venture Fund (GIVF), India Enterprise Development Fund (IEDF), Venture Capital fund for Scheduled Castes (VCF-SC) and Venture Capital fund for Backward Classes (VCF-BC) with an aggregate fund corpus of Rs.863.01 crore. Your Company has successfully closed the 3 Funds viz. IACM-1-D, GIVF and IEDF in FY 2019-20. The Current Funds being managed are VCF-SC & VCF-BC. The total amount of funds under management in year 2019-20 is Rs.682.03 crore. Your Company has a team of young and experienced professionals having considerable length of experience, exposure and knowledge.

The status of fund corpus, sanction, disbursement and outstanding investment under VCF-SC & VCF-BC being managed by your Company as on March 31, 2020 is as under:

Particulars	VCF-SC	VCF-BC	Total
Objective	To promote entrepreneurship among the scheduled castes and to provide concessional finance to them.	To promote entrepreneurship among the backward class and to provide concessional finance to them	
Fund Corpus (Rs. in crore)	576.18	105.85	682.03
Sanctioned Deals (in nos.)	107	10	117
Amounts Sanctioned (Rs. in crore)	399.55	29.39	428.94
Amounts Disbursed (Rs. in crore)	247.93	4.44	252.37

28. DOCUMENTS PLACED ON THE WEBSITE (www.ifciventure.com)

The following documents have been placed on the website of your Company in compliance with the SEBI Regulations:

- Corporate Social Responsibility Policy as per section 135(4)(a) of the Companies Act, 2013.
- Financial Statements of the Company along with the relevant documents as per third proviso to section 136(1) of the Companies Act, 2013.
- Details of vigil mechanism for Directors and employees to report genuine concerns as per proviso to section 177(10) of the Companies Act, 2013.
- Code of Conduct for Intermediaries and Fiduciaries to Regulate, Monitor and Report Trading by Designated Persons
- Code of Conduct to Regulate, Monitor and Report Trading by Designated Persons
- Code of Practices and Procedures for Fair Disclosure of Unpublished Price Sensitive Information and

Handling of Price Sensitive information for Legitimate Purposes

- Related Party Transactions Policy as per guidelines issued by Reserve Bank of India (RBI).
- Guidelines on Corporate Governance, as per guidelines issued by Reserve Bank of India (RBI).
- Code of Business Conduct & Ethics for Board Members, KMPs and Senior Management, in compliance with the applicable rules and regulations.

29. CORPORATE GOVERNANCE

A detailed report on Corporate Governance is appearing separately in the Annual Report.

30. CONSERVATION OF ENERGY, TECHNOLOGY ABSORPTION, FOREIGN EXCHANGE EARNINGS AND OUTGO

As your Company's operations do not involve any manufacturing or processing activities, the particulars as per Companies (Disclosures of Particulars in the Report of the Board of Directors) Rules, 1988 regarding conservation of energy and technology absorption are not applicable. The Company is also not engaged in any activity relating to exports. During Financial Year 2019-20, your Company neither incurred nor received any amount in foreign currency.

31. QUALIFICATIONS OR OBSERVATIONS OR OTHER REMARKS MADE BY THE STATUTORY AUDITORS

Pursuant to the provisions of Section 139 of the Act and the Rules framed thereunder, M/s Lunawat & Co., Chartered Accountants (Firm Regn No. 000629N), were appointed as Statutory Auditors of your Company by the Comptroller & Auditor General of India. There were no qualification(s) or observation(s) or other remarks made by the Statutory Auditors in the Independent Auditors' Report of your Company for the Financial Year 2019-20 submitted by the Statutory Auditors.

32. QUALIFICATIONS OR OBSERVATIONS OR OTHER REMARKS MADE BY THE SECRETARIAL AUDITORS

Pursuant to the provisions of Section 204 of the Act, the Board of Directors of your Company appointed M/s Saurabh Agrawal & Co. as the Secretarial Auditors of the Company. The observations of the Secretarial Auditors and replies of the management for FY 2019-20, are given below:-

S.No.	Observation	Management's Reply
1.	As per Section 149(4) of the Companies Act, 2013 read with Rule 4(1) of the Companies (Appointment and Qualification of Directors) Rules, 2014 the company shall have at least two directors as Independent Directors, however the Company has not complied the provisions of the said section and rule as the Company is not having any Independent Director on the Board consequently composition of various committee is also not as per provisions of Companies Act, 2013 and various provisions under the Act, wherever independent director is required is not complied with;	As per notification dated June 05, 2015 for the induction of Independent Director on the Board of a Government Company, opinion from concerned Ministry or parent Department of the Central Government which is administratively in charge of the Company or as the case may be, the State Government, is required that the person intending to act as Independent Director shall be a person of integrity and possesses relevant expertise and experience. Accordingly, in view of the above, a communication to Subsidiaries & Associates Department, IFCI Limited has been sent for taken up the matter suitably.
2.	There was a shortfall of security coverage on one of the Standard accounts.	Flexituff Ventures International Ltd. (FVIL) has been granted moratorium as per policy on COVID relief duly approved by the Competent Authority in line with RBI guidelines. The Company has been regularly making the payments to IFCI Venture and clearing the overdues in small lots. Outstanding in the loan account has reduced to Rs.8.33 crore approx. Post this, the security cover has improved to 2.40 times from 1.8 times approx., as against 2.25 times stipulated.

S.No.	Observation	Management's Reply
3.	The Company is having approx 80.69% Loan amount as substandard/NPA as on 31st March, 2020.	Considerable reduction in book size in last 2 years coupled with few fresh NPA cases has led to increase in Gross and Net NPA percentage. Efforts are underway to resolve these NPA's and bring down the Gross and Net NPA levels. Besides, Company is focusing on venture fund management with a view to earn fee based income.

Copy of the Secretarial Audit Report is annexed as **Annexure IV**.

33. STATEMENT ON DECLARATION BY INDEPENDENT DIRECTORS

Pursuant to the provisions of Companies Act, 2013, during the Financial Year 2019-2020, there were no Independent Directors on the Board of the Company, for the reasons detailed in Point No. 6 of this Report.

34. INTERNAL FINANCIAL CONTROLS

Your Company has in place an Internal Financial Controls (IFC) Framework driven by the policies and procedures adopted by the Company for ensuring the orderly and efficient conduct of its business, including adherence to the Company's policies, safeguarding of its assets, prevention and detection of frauds and errors, accuracy and completeness of accounting records and timely preparation of reliable financial information.

35. DIRECTORS' RESPONSIBILITY STATEMENT

Pursuant to the requirement of Section 134(5) of the Act, and based on the representations received from the Management, the Directors hereby confirm that:

- (i) In the preparation of the annual accounts, the applicable accounting standards have been followed along with proper explanations relating to material departures;
- (ii) The Directors had selected such accounting policies and applied them consistently and made judgments and estimates that are reasonable and prudent so as to give a true and fair view of the state of affairs of the Company at the end of the Financial Year and of the Profit & Loss of the Company for that period;
- (iii) The Directors had taken proper and sufficient care for the maintenance of adequate accounting records in accordance with the provisions of the Companies Act, 2013, for safeguarding the assets of the Company and for preventing and detecting fraud, and other irregularities;
- (iv) The Directors had prepared the annual accounts on a going concern basis;
- (v) The Directors had laid down internal financial controls to be followed by the Company and that such internal financial controls are adequate and were operating effectively. "Internal Financial Controls" mean the policies and procedures adopted by the Company for ensuring the orderly and efficient conduct of its business, including adherence to company's policies, safeguarding of its assets, prevention and detection of frauds, and errors, accuracy and completeness of accounting records and timely preparation of reliable financial information; and
- (vi) The Directors have devised proper systems to ensure compliance with the provisions of all applicable laws and that such systems were adequate and operating effectively.

36. AUDITORS

M/s Lunawat & Co., Chartered Accountants (Firm Registration No. 000629N) were appointed by the Comptroller & Auditor General of India (C&AG) as Statutory Auditors of your Company for FY 2019-20.

37. MANAGEMENT AND DISCUSSION ANALYSIS

A Report on Management and Discussion Analysis is annexed as **Annexure V** to this Report.

38. SUBSIDIARIES/ JOINT VENTURE/ ASSOCIATE

Your Company does not have any subsidiary/ joint venture/ associate company.

39. COMMENTS OF COMPTROLLER & AUDITOR GENERAL OF INDIA

The Comptroller and Auditor General of India (C&AG) has informed that on the basis of statutory audit conducted, C&AG has decided not to conduct the supplementary audit of the financial statements of your Company for the Financial Year ended March 31, 2020 under section 143(6)(b) of the Companies Act, 2013. No-review report given by C&AG is annexed as **Annexure VI**.

40. INSTANCES OF FRAUD, IF ANY REPORTED BY THE AUDITORS

There have been no instances of fraud reported by the Auditors under Section 143(12) of the Act.

41. ACKNOWLEDGEMENTS

Your Directors wish to express gratitude for the cooperation, guidance and support from the Ministry of Finance, Ministry of Social Justice & Empowerment and various other Ministries and Departments of the Government of India, Reserve Bank of India, Securities and Exchange Board of India, Stock Exchanges, other regulatory bodies, Comptroller & Auditor General of India, Statutory Auditors, Internal Auditors and Secretarial Auditors and State Governments. Your Directors also acknowledge the valuable assistance and continued cooperation received from all banks, financial institutions, other members of the banking fraternity and investors. Your Directors would also like to express their appreciation for the efforts and dedicated service put in by the employees at all levels of your Company.

For and on behalf of the Board of Directors

Sd/-
Shivendra Tomar
Managing Director
Din: 03174406

Sd/-
Anil Kumar Bansal
Director
Din: 06752578

Place : New Delhi
Date : 02.09.2020

Policy on Dealing with Related Party Transactions**A. Approvals****I. Approval by Audit Committee**

1. All Related Party Transactions (RPTs) (including any subsequent modifications thereof) shall require prior approval of the Audit Committee of Directors.
2. The Audit Committee of Directors may grant omnibus approval for the RPTs proposed to be entered into by the Company subject to the following conditions, namely:-

The Conditions for granting Omnibus approval are as under:

- (1) The Audit Committee shall, after obtaining approval of the Board of Directors, specify the criteria for making the omnibus approval which shall include the following, namely:-
 - (a) maximum value of the transactions, in aggregate, which can be allowed under the omnibus route in a year;
 - (b) the maximum value per transaction which can be allowed;
 - (c) extent and manner of disclosures to be made to the Audit Committee at the time of seeking omnibus approval;
 - (d) review, on quarterly basis or at such intervals as the Audit Committee may deem fit, related party transaction entered into by the Company pursuant to each of the omnibus approval made;
 - (e) transactions which cannot be subjected to the omnibus approval by the Audit Committee.
- 2) The Audit Committee shall consider the following factors while specifying the criteria for making omnibus approval, namely:-
 - (a) repetitiveness of the transactions (in past or in future);
 - (b) justification for the need of omnibus approval.
- (3) The Audit Committee shall satisfy itself on the need for omnibus approval for transactions of repetitive nature and that such approval is in the interest of the Company.
- (4) The omnibus approval shall contain or include the following: -
 - (a) name of the related parties;
 - (b) nature and duration of the transactions;
 - (c) maximum amount of transaction that can be entered into;
 - (d) the indicative base price or current contracted price and the formula for variation in the price, if any;
 - (e) any other information relevant or important for the Audit Committee to take a decision on the proposed transaction:

Provided that where the need for related party transaction cannot be foreseen and the aforesaid details are not available, audit committee may make omnibus approval for such transactions subject to their value not exceeding Rs. 1 crore per transaction.

- (5) Omnibus approval shall be valid for a period not exceeding one financial year and shall require fresh approval after the expiry of such financial year.
- (6) Omnibus approval shall not be made for transactions in respect of selling or disposing of the undertaking of the Company.
- (7) Any other conditions as the Audit Committee may deem fit.

II. Approval by Board of Directors

Except with the consent of the Board of Directors given by a resolution at a meeting of the Board, IFCI Venture shall not enter into any contract or arrangement with a related party with respect to-

- (a) Sale, purchase or supply of any goods or materials;
- (b) Selling or otherwise disposing of, or buying, property of any kind;
- (c) Leasing of property of any kind;
- (d) Availing or rendering of any services;
- (e) Appointment of any agent for purchase or sale of goods, materials, services or property;
- (f) Such related party's appointment to any office or place of profit in the company, its subsidiary company or associate company; and
- (g) Underwriting the subscription of any securities or derivatives thereof, of the company;

Provided that nothing of the above shall apply to any transactions entered into by IFCI Venture in its ordinary course of business other than transactions which are not on an arm's length basis.

{Ordinary Course of Business shall include those business which forms part of the Main Object of the Memorandum of Association of the Company}

Explanation-

the expression "**office or place of profit**" means any office or place-

Where such office or place is held by a director, if the director holding it receives from IFCI Venture anything by way of remuneration over and above the remuneration to which he is entitled as director, by way of salary, fee, commission, perquisites, any rent-free accommodation, or otherwise;

Where such office or place is held by an individual other than a director or by any firm, private company or other body corporate, if the individual, firm, private company or body corporate holding it receives from IFCI Venture anything by way of remuneration, salary, fee, commission, perquisites, any rent-free accommodation, or otherwise;

The expression "arm's length transaction" means a transaction between two related parties that is conducted as if they were unrelated, so that there is no conflict of interest.

III. Approval by Shareholders

1. Except with the prior approval of the company by a resolution, as may be specified under the Companies Act, 2013 or the Regulations, IFCI Venture shall not enter into a transaction(s), where the transaction(s) to be entered into:

(a) as contracts or arrangements with respect to clause(a) to (e) of subsection (1) of section 188 of the Companies Act 2013, with criteria as mentioned below –

(i) sale, purchase or supply of any goods or material, directly or through appointment of agent, amounting to ten percent or more of the turnover of the company, as mentioned in clause (a) and clause (e) respectively of sub-section (1) of section 188;;

(ii) selling or otherwise disposing of or buying property of any kind, directly or through appointment of agent, amounting to ten percent or more of net worth of the company, as mentioned in clause (b) and clause (e) respectively of sub-section (1) of section 188;;

(iii) leasing of property of any kind amounting to ten per cent or more of the turnover of the company, as mentioned in clause (c) of sub-section (1) of section 188;

(iv) availing or rendering of any services, directly or through appointment of agent, amounting to ten percent or more of the turnover of the company as mentioned in clause (d) and clause (e) respectively of sub-section (1) of section 188;;

Explanation- It is hereby clarified that the limit specified in sub-clauses (i) to (iv) shall apply for transaction or transactions to be entered into either individually or taken together with the previous transactions during a financial year.

(b) is for appointment to any office or place of profit in the Company, its subsidiary company or associate company at a monthly remuneration exceeding two and half lakh rupees as mentioned in clause (f) of subsection (1) of section 188; or

(c) is for remuneration for underwriting the subscription of any securities or derivatives thereof, of the company exceeding one per cent of the net worth as mentioned in clause (g) of sub-section (1) of section 188.

Explanation-

1. The Turnover of Net Worth referred in the above sub-rules shall be computed on the basis of the Audited Financial Statement of the preceding Financial year.
2. In case of wholly owned subsidiary, the resolution is passed by the holding company shall be sufficient for the purpose of entering into the transaction between the wholly owned subsidiary and the holding company.
3. All the related parties shall abstain from voting on such resolutions
4. No Member of IFCI shall vote on such Special/Ordinary Resolution (as the case may be), to approve any contract or arrangement which may be entered into by the Company, if such member is a related party.
5. Provided also that nothing contained in the 3rd point shall apply to a company in which ninety per cent or more members, in number, are relatives of promoters or are related parties.

Proviso:

The above clause I & III, w.r.t the Approval of Audit Committee, Omnibus Approval and Approval of Shareholder's, will not be applicable in the following cases:

1. Transaction entered into between two Government Companies;
2. Transactions entered into between a holding company and its wholly owned subsidiary whose accounts are consolidated with such holding company and placed before the shareholders at the general meeting for approval.

ANNEXURE II

FORM NO. AOC.2

(Pursuant to clause (h) of sub-section (3) of section 134 of the Act and Rule 8(2) of the Companies (Accounts) Rules, 2014)

Form for disclosure of particulars of contracts/arrangements entered into by the company with related parties referred to in sub-section (1) of section 188 of the Companies Act, 2013 including certain arms length transactions under third proviso thereto.

1. Details of contracts or arrangements or transactions not at arm's length basis: NIL
 - (a) Name(s) of the related party and nature of relationship;
 - (b) Nature of contracts/arrangements/transactions;
 - (c) Duration of the contracts/arrangements/transactions;
 - (d) Salient terms of the contracts or arrangements or transactions including the value, if any;
 - (e) Justification for entering into such contracts or arrangements or transactions;
 - (g) Date(s) of approval by the Board;
 - (h) Amount paid as advances, if any;
 - (i) Date on which the special resolution was passed in general meeting as required under first proviso to section 188.

2. Details of material contracts or arrangement or transactions at arm's length basis:

S.N.	Name(s) of the related party and nature of relationship	Nature of contracts/ arrangements/ transactions	Duration of the contracts/ arrangements/ transactions	Salient terms of the contracts or arrangements or transactions including the Value, if any:	Date(s) of approval by the Board, if any:	Amount paid as advances, if any:
1.	IFCI Ltd, Holding Company	Rent & Maintenance paid to IFCI Ltd. (Exclusive of taxes and cess)	Agreement(s) for 11 months	Rent @ Rs. 269 per sq. feet per month plus taxes	-	Advance payable before 7th of every month
2.		Salaries paid to IFCI for employees deputed by IFCI Ltd. including PLI	As per terms approved by IFCI Ltd.	On deputation from IFCI Ltd.	-	-
3.		Paid towards other expenses to IFCI	Ongoing basis	Transactions in the ordinary course of business	-	-
4.		Paid towards IT Services taken from IFCI (Exclusive of Taxes)	Ongoing basis	Transactions in the ordinary course of business	-	-
5.		Final Dividend paid	-	-	-	-
6.		Interest Received and accrued on Bonds subscribed	As per terms of Offer Document issued by IFCI Ltd.	For Rs. 5.00 crore investment interest @ 8.39% p.a. For Rs. 10 crore investment interest @ 9.40% p.a.	-	As per terms of Offer Document issued by IFCI Ltd.
7.		Brokerage/ Professional fee paid-LOC	Till the duration of loans	0.75% p.a. on outstanding loans	-	-
8.	IFCI Financial Services Ltd.	Brokerage/Professional fee paid	-	-	-	-
9.	IFCI Social Foundation, Trust formed by IFCI Ltd., the Holding Company	CSR contribution	As per terms approved by the Board of Directors.	2% of the average net profit of preceding 3 years was transfer to ISF for undertaking CSR activities.	June 10, 2019	-
10.	Stock Holding Corporation of India Ltd.	Brokerage/Professional fee paid	Ongoing basis	AMC : Rs. 1200/- Transaction fee- 0.03% of transaction value plus applicable taxes	-	-
11.	Venture Capital Fund for Backward Classes	Management Fee Received	As per Investment Management Agreement	0.5% p.a.	-	-

Form shall be signed by the people who have signed the Director's Report.

Sd/-

Shivendra Tomar
Managing Director
Din: 03174406

Sd/-

Anil Kumar Bansal
Director
Din: 06752578

Place : New Delhi

Date : 02.09.2020

Corporate Social Responsibility

1. Brief outline of the Company's CSR policy, including overview of projects or programs proposed to be undertaken and a reference to the web-link to the CSR policy and projects or programs.
 - Pursuant to Section 135 of the Companies Act, 2013 and rules made thereunder, the company has formulated a CSR Policy as stated in: <http://www.ifciventure.com/policies>
 - In alignment with the vision of the company, IFCI Venture, through its CSR initiatives will continue to enhance value creation in the society and in the community in which it operates, through its services, conduct and initiatives, so as to promote sustained growth for the society and community, in fulfillment of its role as a Socially Responsible Corporate, with environmental concern.
 - The main objectives of CSR Policy are:
 - i) To directly or indirectly take up programs that benefit the communities in and around its workplace and results, over a period of time, in enhancing the quality of life and economic well-being of the local populace.
 - ii) To generate through its CSR initiatives, a community goodwill for IFCI Venture and help reinforce a positive & socially responsible image of IFCI Venture as a corporate entity and as a good Corporate Citizen.
 - iii) Ensure commitment at all levels in the organization, to operate its business in an economically, socially and environmentally sustainable manner, while recognizing the interest of all its stakeholders
 - The terms of reference of the CSR Committee is as under:
 - i) To formulate and recommend to the Board, a Corporate Social Responsibility Policy which shall indicate the activities to be undertaken by the company as specified in Schedule VII of Companies Act, 2013;
 - ii) To recommend the amount of expenditure to be incurred on the activities referred to in clause (i) above;
 - iii) To monitor the Corporate Social Responsibility Policy of the company from time to time.
2. **Composition of the CSR Committee**
 - CSR Committee of Directors consisted of following members as on March 31, 2020:-
 - i. Ms. Anjali Kaushik, Non-Executive Director as Chairman;
 - ii. Mr. Ravindra Nath, Non-Executive Director as Member;
 - iii. Mr. Shakti Kumar, Managing Director as Member.
3. **Average Net Profit of the company for last 3 financial years**
 - Average Net Profit: Rs.6,16,84,176.97/-.
4. **Prescribed CSR Expenditure (two percent of the amount as in item 3 above)**
 - The Company was required to spend Rs.12,33,684 (rounded off to Rs.12,33,700/-) towards CSR activities.
5. **Details of CSR spend for the financial year:**
 - a. Total amount spent for the year: Rs. 12,33,700/-*
 - b. Amount unspent: Nil*
 - c. Manner in which the amount spent during the financial year:

S. No.	CSR project or activity identified	Sector in which the Project is covered	Projects/ Programmes 1. Local area/ others 2. Specify the state and district where project/ Programme was undertaken	Amount outlay (budget) project or Programme wise	Amount spent on the project /programme 1. Direct expenditure on project or programmes 2. Overheads (in Rs.)	Cumulative expenditure upto to the reporting period (in Rs.)	Amount spent: Direct/ through implementing agency*
1.	Construction of Multi-Purpose Hall in Zila Parishad High School, in Vizianagaram, A.P. through Sri Gurudeva Charitable Trust	Education/ Training	Zila Parishad High School in Vizianagaram, A.P.	Rs. 10,00,000/-	Nil	10,00,000/-	Through IFCI Social Foundation
2.	Part support for setting up of training facilities for mobile hardware repair technician course at the campus of Institute of Leadership Development, Jaipur	Education/ Training	Campus of Institute of Leadership Development, Jaipur	Rs. 1,72,015/-	Nil	-	Through IFCI Social Foundation
3.	Capacity Building & Administrative expense @5%	Education/ Training	-	Rs. 61,685/-	Nil	-	Through IFCI Social Foundation

* Amount was transferred to IFCI Social Foundation, a Trust to undertake the CSR Activities on behalf of IFCI Venture.

6. Reasons for not spending two per cent of the average net profit of the last three financial years or any part thereof: N.A.
7. Pursuant to the provisions of Companies Act, 2013 and Companies Rules (Corporate Social Responsibility Policy) Rules, 2014, Ms. Anjali Kaushik, Chairman of CSR Committee and Shivendra Tomar, Managing Director, do confirm that the implementation and monitoring of CSR policy, is in compliance with the CSR objectives and policy of the Company.

Sd/-
(Shivendra Tomar)
Managing Director

Sd/-
(Anjali Kaushik)
Chairman of CSR Committee

Form No. MR-3
SECRETARIAL AUDIT REPORT

For The Financial Year Ended 31st March, 2020

[Pursuant to section 204(1) of the Companies Act, 2013 and Rule No. 9 of the Companies (Appointment and Remuneration of Managerial Personnel) Rules, 2014]

To
The Members
IFCI Venture Capital Funds Limited
CIN: U65993DL1988GOI030284
IFCI Tower, 61, Nehru Place,
New Delhi - 110019

We have conducted the Secretarial Audit of the compliance of applicable statutory provisions and adherence to good corporate practices by IFCI Venture Capital Funds Limited(CIN: U65993DL1988GOI030284) (herein after called "the Company"). Secretarial Audit was conducted in a manner that provided us a reasonable basis for evaluating the corporate conducts/statutory compliances and expressing our opinion thereon.

Based on our verification of the Company books, papers, minute books, forms and returns filed and other records maintained by the company and also the information provided by the company, its officers, agents and authorized representatives during the conduct of secretarial audit, the explanations and clarifications provided to us and the representations made by the Management and considering the relaxations provided by the Ministry of Corporate affairs, Securities Exchange Board of India and Reserve Bank of India due to the spread of Covid-19, we hereby report that in our opinion, the company has, during the audit period covering the financial year ended on 31st March, 2020 generally complied with the statutory provisions listed hereunder and also that the Company has proper Board-processes and compliance-mechanism in place to the extent, in the manner and subject to the reporting made hereinafter:

We are hereby declaring that due to COVID-19 pandemic we have not visited the office of the Company. Entire Report is based on the information received on mail.

We have examined the books, papers, minute books, forms and returns filed and other records maintained by the Company for the financial year ended on 31st March, 2020 according to the provisions of:

- (i) The Companies Act, 2013 (the Act) and the rules made there under as amended from time to time;
- (ii) The Securities Contract (Regulation) Act, 1956 ('SCRA') and the rules made there under;
- (iii) The Depositories Act, 1956 and the regulations and Bye-laws framed there under;
- (iv) Foreign Exchange Management Act, 1999 (FEMA) and the rules and regulations made there under to the extent of the Foreign Direct Investment, Overseas Direct Investment and External Commercial Borrowings;
- (v) The following Regulations and Guidelines prescribed under the Securities and Exchange Board of India Act, 1992 ('SEBI Act'):-
 - a. The Securities and Exchange Board of India (Substantial Acquisition of Shares and Takeovers) Regulations, 2011; **[Not applicable to the Company during the audit period].**
 - b. The Securities and Exchange Board of India (Prohibition of Insider Trading) Regulations, 2015;
 - c. The Securities and Exchange Board of India (Issue of Capital and Disclosure Requirements) Regulations, 2009; **[Not applicable to the Company during the audit period].**
 - d. The Securities and Exchange Board of India (Share Based Employee Benefits) Regulations, 2014; **[Not applicable to the Company during the audit period]**
 - e. The Securities and Exchange Board of India (Issue and Listing of Debt Securities), Regulations, 2008;
 - f. The Securities and Exchange Board of India (Registrars to an Issue and Share Transfer Agents) Regulations, 1993 regarding the Companies Act and dealings with the client; **[Not applicable as the Company is not registered as Registrar to issue and Share Transfer Agent during the financial year under review].**
 - g. The Securities and Exchange Board of India (Delisting of Equity Shares) Regulations, 2009; **[Not applicable as the Company has not listed its equity shares on any stock exchange],** and

- h. The Securities and Exchange Board of India (Buy Back of Securities) Regulations, 1998; **[Not applicable as the Company has not bought back/proposed to buy back any of its securities during the financial year under review].**
- (vi) The company has complied with other Laws as applicable to the Industry as per the undertaking given by the company:
1. The Reserve Bank of India Act, 1934;
 2. Prevention of Money Laundering Act, 2002
 3. The Employee's Provident Fund and Miscellaneous Provisions Act, 1952;
 4. Payment of Gratuity Act, 1972;

We have also examined compliance with the applicable clauses of the following:

- (i) Secretarial Standards issued by the Institute of Company Secretaries of India.
- (ii) The Listing Agreements entered into by the Company with the Bombay Stock Exchange and SEBI (Listing Obligations and Disclosure Requirements) Regulations, 2015.

During the period under review the Company has complied with the provisions of the Act, Rules, Regulations, Guidelines, Standards, etc. mentioned above subject to the following observations:-

i. As per Section 149(4) of the Companies Act, 2013 read with Rule 4(1) of the Companies (Appointment and Qualification of Directors) Rules, 2014 the company shall have at least two directors as Independent Directors, however the Company has not complied the provisions of the said section and rule as the Company is not having any Independent Director on the Board consequently composition of various committee is also not as per provisions of Companies Act, 2013 and various provisions under the Act, wherever independent director is required is not complied with;

ii. During the year under review, there was shortfall of security coverage on one of the Standard Account. However penal interest is being charged for such shortfall in the security cover.

In respect of other laws specifically applicable to the company, we have relied on information/data provided by the Company during the course of audit and reporting is limited to that extent.

We further report that

The Board of Directors of the Company is not duly constituted with proper balance of Independent Directors as per Section 149 of the Companies Act, 2013. The Changes in the Composition of the Board of Directors that took place during the period under review were carried out in Compliance with the provisions of the Act.

Adequate notice is given to all directors to schedule the Board Meetings, Agenda and detailed notes on agenda were sent within prescribed time limit, and a system exists for seeking and obtaining further information and clarifications on the agenda items before the meeting and for meaningful participation at the meeting.

All the decisions of Board of Directors and Committee Meeting were carried unanimously.

We further report that based on the review of compliance mechanism established by the Company, we are of the opinion that there is scope to improve the systems and processes in the Company and operations of the company to monitor and ensure compliance with applicable laws, rules, regulations and guidelines.

We further report that during the audit period the following event has occurred which had a major bearing on the Company's Affair in pursuance of the laws, rules, regulations and standards etc:

- **Company has initiated the legal action against the borrower and promoters/directors of Ashapura Intimates Fashion Limited (AIFL) during the financial year 2019-2020 for the fraud occurred in previous year;**
- **The Company is having approximately 80.69% Loan Amount as Substandard/NPA as on 31st March, 2020.**

Sd/-
Saurabh Agrawal
(Saurabh Agrawal & Co.
Company Secretaries)
FCS No.: 5430
C.P. No.: 4868
UDIN: F005430B000483347

Place: New Delhi
Date: 21.07.2020

'ANNEXURE A'

To
The Members
IFCI Venture Capital Fund Limited
CIN: U65993DL1988GOI030284
IFCI Tower, 61 Nehru Place
New Delhi – 110019

Our Secretarial Audit Report for the financial year 31st March, 2020 is to be read along with this letter.

• Management Responsibility

1. It is the responsibility of the management of the Company to maintain secretarial records, devise proper systems to ensure compliance with the provisions of all applicable laws and regulations and to ensure that the systems are adequate and operate effectively;

• Auditor's Responsibility

2. Our responsibility is to express an opinion on these secretarial records, standards and procedures followed by the Company with respect to secretarial compliances;
3. We believe that audit evidence and information obtained from the Company's management is adequate and appropriate for us to provide a basis for our opinion;
4. We have followed the audit practices and processes as were appropriate to obtain reasonable assurance about the correctness of the contents of the Secretarial records. The verification was done on test basis to ensure that correct facts are reflected in secretarial records. We believe that the processes and practices, we followed provide a reasonable basis for our opinion;
5. Wherever required we have obtained the management's representation about the Compliance of laws, rules and regulations and happening of events etc;

• Disclaimer

6. The Secretarial Audit Report is neither an assurance as to the future viability of the Company nor of the efficacy or effectiveness with which the management has conducted the affairs of the Company;
7. We have not verified the correctness and appropriations of financial records and books of accounts of the Company.

Place: New Delhi
Date: 21.07.2020

Sd/-
Saurabh Agrawal
(Saurabh Agrawal & Co.
Company Secretaries)
FCS No.: 5430
C.P. No.: 4868
UDIN: F005430B000483347

MANAGEMENT DISCUSSION AND ANALYSIS**A. Industry Structure & Developments**

The India's GDP for the financial year 2019-20 had shown clear signs of slowing down. Before the COVID-19 pandemic and lockdown, both the RBI and the Central Statistical Office (CSO) of the Government of India had revised the GDP growth rate downwards.

GDP growth for FY2020 was pegged at 5% compared to 6.1% in FY2019; and growth in gross value added was estimated at 4.9% in FY2020 versus 6% in FY2019

GDP growth was 5.2% in April-June 2019; then yet again to 4.4% in July-September 2019; followed by 4.1% growth in October-December 2019 and 3.1% growth in January-March 2020.

B. Opportunities & Threats

NBFCs have played a vital role in bringing the economically underprivileged sections of society to the nation's financial lifeline.

Over the past few years, NBFCs have undergone a significant transformation and today they form an important component of India's financial system. Playing a critical role in the development of infrastructure, transport and employment generation, NBFCs are changing the business loan landscape in the country. Most NBFCs, leverage alternative and tech-driven credit appraisal methodologies to assess the credit worthiness of prospective borrowers.

Opportunities

- Large untapped rural and urban markets.
- Use of digital solutions for business/collections.
- Increasing per-capita GDP.
- Changing demographic profile of the country in favour of the youth.

Threats

- High cost of funds.
- Rising Non-Performing Assets (NPAs).
- Competition from other NBFCs and banks.
- Regulatory changes.

C. Segment wise Performance

The total revenue comprises of mainly interest received from lending operations and Management Fee received from management of PE/ VC funds. During the year, income from lending operations was Rs. 2,401.48 lakh out of total income of Rs.3,421.67 lakh and Rs. 648.88 lakh was received from management of funds.

D. Industry Outlook

India's GDP growth in FY 2019-20 continued on a downward growth which had begun in Q1FY19. The nation has been facing several structural stresses such as, sluggish private investment for more than six years, significant decline in savings rate for more than seven years and highest unemployment rate in the past 45 years. A broad-based consumption breakdown further accentuated the slowdown.

The COVID-19 induced lockdown/social distancing measures started in March 2020 and put 75% of the overall economic activity into standstill. It consequently hastened the downward of GDP growth in Q4FY20 to 3.1%. For FY20, India's GDP growth declined to 4.2% as compared to 6.1% in FY19

India has a huge proportion of un-banked and under banked consumers and businesses. Hence, there is a lot of potential for NBFCs, which can still be tapped for future growth.

The NBFCs and HFCs are being recognised as being vital for the growth of Indian economy. NBFCs are here to stay and play an important role in economic growth and financial inclusion. As India's economy grows, the

requirement for credit will rise more than proportionately. We need both banks and NBFCs to rise to the occasion and power the economy with free-flowing credit lines.

NBFCs with robust business models, strong liquidity mechanisms and governance & risk management standards are poised to reap the benefit of the market opportunity. NBFCs that are well prepared with their business continuity and contingency plans can quickly bounce back in the post COVID-19 era. With proper planning and strategic initiatives, NBFCs can limit and overcome the impact of this disruption.

As per World Economic Outlook Update Global growth is projected at 4.9 percent in 2020, 1.9 percentage points below the April 2020 World Economic Outlook (WEO) forecast. The COVID-19 pandemic had a more negative impact on activity in the first half of 2020 than anticipated, and the recovery is projected to be more gradual than previously forecast. In 2021 global growth is projected at 5.4 percent. Overall, this would leave 2021 GDP some 6½ percentage points lower than in the pre-COVID-19 projections of January 2020. The adverse impact on low-income households is particularly acute, imperiling the significant progress made in reducing extreme poverty in the world since the 1990s.

The Government is likely to focus on faster policy implementation in the year ahead, with a great focus on infrastructure development. Continuing improvements in infrastructure are further expected to aid growth.

GDP growth for FY2020 was pegged at 5% compared to 6.1% in FY2019; and growth in gross value added was estimated at 4.9% in FY2020 versus 6% in FY2019

E. Risks and Concerns

Your company is engaged in providing secured term loans to mid-sized corporates and is also an Asset Management Company (AMC) for managing various SEBI registered funds. As part of its business activities, the company is exposed to certain kinds of financial and non-financial risks. These risks can be classified into credit risk, market risk and operational risks apart from the risks arising out of changes in the credit quality of the borrowers or counter parties & external changes. For the purpose of identification, evaluation and mitigation of strategic, operational, regulatory and external risks, the General Lending Policy is reviewed periodically keeping in view the changing economic and business environment.

The Risk Management department of your company has put in place a detailed framework to enable your company to adhere to guidelines/policies concerning risk management, prescribed by the Reserve Bank of India, Government of India and other applicable regulatory authorities and address risk management in an efficient manner, which allows optimization of risk- return profile contributing to improve risk adjusted returns and optimal use of capital. Your Company has Integrated Risk Management Policy/ Manual in place which has laid down a well-defined risk management framework to identify, assess and monitor risks and strengthen controls to mitigate risks

Your company has a 3-tier structure comprising of Board of Directors, Risk & Asset Liability Management Committee of Directors (RALMCD) and Risk & Asset Liability Management Committee of Executives (RALMCE).

Your Company has established procedures to periodically place before the Risk & Asset Liability Management Committee of Directors, the risk assessment and minimization procedures being followed by the Company and steps taken by it to mitigate these risks.

In future, risk management is expected to play a more prominent role because of liberalization, deregulation and global integration of financial markets, which would add newer dimensions to risks faced by Banks and NBFC's.

Your Company would continue to work on various initiatives aimed at strengthening credit risk standards, post sanction monitoring of the portfolio to mitigate any adverse impacts on the loan portfolio of your Company. Your Company would also strive to develop a strong culture for risk management and awareness within the organization.

F. Internal Control Systems and their adequacy

The Company has put in place an adequate internal control mechanism to safeguard all its assets and ensure operational excellence. The mechanism also meticulously records all transaction details and ensures regulatory

compliance. Internal audit is being conducted by Internal Audit department internally with the assistance of an Independent Chartered Accountant Firm duly appointed by the Board on recommendation of the Audit Committee. All the Internal Audit Reports along with management replies are reviewed by the Audit Committee of the Board. Wherever necessary, internal control systems are strengthened, and corrective actions initiated.

G. Discussion on Financial Performance with respect to Operational Performance

During the year ended March 31, 2020 IFCI Venture has earned Total comprehensive income of Rs.47.68 lakh compared to net loss of Rs.2,900.34 lakh during the previous year (Restated). The overall performance of your Company for the year ended March 31, 2020 has improved as compared to previous year.

Profit for FY 2019-20 has increased by Rs.2,948.01 lakh as compared to FY 2018-19 mainly due to lower write offs, lower finance cost & Deferred tax asset creation as set off by decline in interest income due to lower disbursements.

Your Company has not paid interim or final dividend for the year ended March 31, 2020.

The major highlights of operations for the year ended March 31, 2020 are as under:

(Rs. in lakh)

Particulars	FY 2019-20	FY 2018-19
Operations		
Sanction - Loan / Investment	-	1000
Disbursement - Loan / Investment	136.00	1015
Borrowings		
Loan /Bonds	-	-

H. Resource Mobilization

IFCI Venture has not availed any fresh loans from banks during the year. The total borrowings of your Company stood at Rs.10,173.31 lakh as at March 31, 2020 as compared to Rs.15,363.38 lakh as at March 31, 2019 comprising of bank borrowings and bonds.

I. Material Developments in Human Resources/ Industrial Relations front, including no. of people employed.

During the year, there were 4 employees has been appointed in the company in Assistant Manager and Manager Cadre, under Accounts, Legal and Secretarial Department.

Cautionary Statement

Actual results may vary significantly from the forward-looking statements contained in this document due to various risks and uncertainties. These risks and uncertainties include the effect of economic and political conditions in India, volatility in interest rates, new regulations and Government policies that may impact the Company's business as well as its ability to implement the strategy. The Company does not undertake to update these statements.

ANNEXURE VI



भारतीय लेखापरीक्षा तथा लेखा विभाग
कार्यालय प्रधान निदेशक लेखापरीक्षा
(उद्योग और कॉर्पोरेट मामले) नई दिल्ली
INDIAN AUDIT AND ACCOUNTS DEPARTMENT
Office of the Principal Director of Audit
(Industry & Corporate Affairs) New Delhi

संख्या: AMG-II/2(221)/वार्षिक लेखा(2019-20)/IFCI VCFL/2020-21/222 दिनांक: 28/08/2020

सेवा में,

प्रबंध निदेशक,
आईएफसीआई वेंचर कैपिटल फंडस लिमिटेड ,
आईएफसीआई टावर, 61 नेहरू प्लेस,
नई दिल्ली – 110019

विषय: कंपनी अधिनियम 2013 की धारा 143(6) (b) के अंतर्गत 31 मार्च 2020 को समाप्त वर्ष के लिए आईएफसीआई वेंचर कैपिटल फंडस लिमिटेड के वार्षिक लेखों पर भारत के नियंत्रक एवं महालेखापरीक्षक की टिप्पणियाँ।

महोदय,

कंपनी अधिनियम 2013 की धारा 143(6) (b) के अंतर्गत 31 मार्च 2020 को समाप्त वर्ष के लिए आईएफसीआई वेंचर कैपिटल फंडस लिमिटेड के वार्षिक लेखों पर भारत के नियंत्रक एवं महालेखापरीक्षक की टिप्पणियाँ अग्रेषित की जा रही हैं। इन टिप्पणियों को कंपनी की वार्षिक रिपोर्ट में प्रकाशित किया जाए।।

संलग्न: यथोक्त

भवदीय,



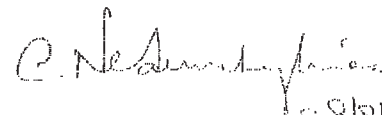
(सी. नेडुन्चेलियन)
प्रधान निदेशक लेखापरीक्षा
(उद्योग और कॉर्पोरेट मामले)
नई दिल्ली

COMMENTS OF THE COMPTROLLER AND AUDITOR GENERAL OF INDIA UNDER SECTION 143(6) (b) OF THE COMPANIES ACT, 2013 ON THE FINANCIAL STATEMENTS OF IFCI VENTURE CAPITAL FUNDS LIMITED FOR THE YEAR ENDED 31 MARCH 2020

The preparation of financial statements of IFCI Venture Capital Funds Limited for the year ended 31 March 2020 in accordance with the financial reporting framework prescribed under the Companies Act, 2013 is the responsibility of the management of the Company. The statutory auditor appointed by the Comptroller and Auditor General of India under Section 139(5) of the Act is responsible for expressing opinion on the financial statements under section 143 of the Act based on independent audit in accordance with the standards on auditing prescribed under section 143(10) of the Act. This is stated to have been done by them vide their Audit Report dated 20 June 2020.

I, on behalf of the Comptroller and Auditor General of India have decided not to conduct the supplementary audit of the financial statements of the IFCI Venture Capital Funds Limited for the year ended 31 March 2020 under section 143(6)(a) of the Act.

**For and on behalf of the
Comptroller & Auditor General of India**


28/8/20

**(C. Nedunchezian)
Principal Director of Audit
(Industry & Corporate Affairs)
New Delhi**

Place: New Delhi

Date: 28/08/2020

REPORT ON CORPORATE GOVERNANCE

1. COMPANY'S PHILOSOPHY

IFCI Venture Capital Funds Limited (IFCI Venture) has been adhering to Good Corporate Governance Principles and Practices to maintain a professional approach, transparency, accountability, all of which have enabled it to ensure equity in dealing with all the stakeholders, viz. Shareholders, Government institutions & departments, Regulatory bodies, Bankers, Employees, and others. As a good corporate citizen, IFCI Venture is committed to sound corporate practices based on conscience, openness, fairness, professionalism and accountability in building confidence of its various stakeholders in it thereby paving the way for its long term success.

2. BOARD OF DIRECTORS

A. Composition, Category and Attendance of the Board of Directors

As on March 31, 2020, the Board of the Company consists of 6 (six) Directors, out of which 3 (three) Directors were the nominees of IFCI Ltd. (IFCI), the Holding Company consisting of a Non-Executive Chairman, a Managing Director and a Non-Executive Director. Remaining 3 (three) Directors were Non-Executive Directors appointed under the category of Non-Independent Directors.

The composition of the Board, number of Board Meetings held, attendance of the Directors at the Board Meetings, last Annual General Meeting and number of Directorship and Chairmanship/ Membership of the Committees in other Companies in respect of each Director for Financial Year 2019-2020 is given below:-

S. No.	Name of Director	Category	Attendance Particulars			No. of Directorship/ Committee Memberships/ Chairmanship in other companies		
			No. of Board Meetings during the year 2019-20		At AGM held on September 24, 2019	Other Directorship	Committee Membership	Committee Chairmanships
			Held	Attended				
1.	Dr. Emandi Sankara Rao	Non-Executive Chairman	5	5	Attended	4	1	-
2.	Vasantharao Satya Venkatarao	Nominee Director	5	5	Attended	-	-	-
3.	Mr. Shakti Kumar	Managing Director	5	5	Attended	-	-	-
4.	Mr. Subhash Chander Kalia	Non-Executive Director	5	5	Attended	2	1	1
5.	Ms. Anjali Kaushik	Non-Executive Director	5	5	-	-	-	-
6.	Mr. Ravindra Nath	Non-Executive Director	5	5	Attended	-	-	-
7.	Mr. Lalit Kumar Patangia*	Non-Executive Director	3	3	-	-	-	-
8.	Mr. J. Venkateswarlu**	Non-Executive Director	2	2	-	2	1	1

* Mr. Lalit Kumar Patangia, ceased to act as Director w.e.f. September 23, 2019

** Mr. J. Venkateswarlu, ceased to act as Director w.e.f. June 13, 2019

Notes:

- Number of Meetings represents the Meetings held during the period in which the Director was Member of the Board.

2. In case of Director(s) retired/ resigned, the status of other Directorship and Committee Membership is on the basis of the last disclosure made by the Director(s).
3. The details of Committee Memberships considered for the above purpose are Audit Committee and Stakeholders' Relationship Committee of all companies in which he/she is a Director.
4. None of the Directors are related to each other or to any Key Managerial Personnel of the Company.
5. None of the Directors held directorship in more than 10 Public Limited Companies.
6. None of the Directors on the Board are Members of more than 10 (ten) committees or Chairman of more than 5 (five) committees across all the companies in which he/ she is a Director.
7. Necessary disclosures regarding the positions in other public companies as on March 31, 2020 have been made by the Directors.
8. The independence of a Director is determined by the criteria stipulated under section 149(6) of the Companies Act, 2013.

B. Number of Board Meetings held and dates:

During the Financial year 2019-20, the Board of Directors met 5 (five) times, the dates of the Meetings were April 15, 2019, [April 27, 2019 (Adjourned)], June 10, 2019, July 26, 2019, October 31, 2019, and January 27, 2020.

3. AUDIT COMMITTEE

A. TERMS OF REFERENCE

The terms of reference of Audit Committee is (a) to examine the financial statement and the auditors' report thereon; (b) to approve or any subsequent modification of transactions of the company with related parties; (c) scrutiny of inter- corporate loans and investments; (d) valuation of undertakings or assets of the company, wherever it necessary; (e) to evaluate internal financial controls and risk management systems; (f) to monitor the end use of funds raised through public offers and related matters; (g) to review and monitor the auditor's independence and performance and effectiveness of audit process; and (h) to recommend for appointment, remuneration and terms of appointment of auditors of the company.

B. COMPOSITION, MEETINGS AND ATTENDANCE OF THE COMMITTEE

The composition of the Audit Committee and attendance of Directors at the Meetings, during the F.Y. 2019-20 is shown below:

S. No.	Name of Member	Category	No. of Meetings	
			Held	Attended
1.	Mr. J. Venkateswarlu *	Non-Executive Director	2	2
2.	Mr. Subhash Chander Kalia	Non-Executive Director	6	6
3.	Mr. Lalit Kumar Patangia**	Non-Executive Director	3	3
4.	Mr. Ravindra Nath	Non-Executive Director	4	4
5.	Mr. V.S.V. Rao	Nominee Director	3	2

*Mr. J. Venkateswarlu ceased to act as Director w.e.f. June 13, 2019.

**Mr. Lalit Kumar Patangia, ceased to act as Director w.e.f. September 23, 2019

Note: Number of Meetings represents the Meetings held during the period in which the Director was Member of the committee. The composition of Audit Committee is not in compliance with the relevant provisions of the Companies Act, 2013 due to not having Independent Director on the Board of the Company.

The Statutory Auditors and other senior executives were invited to participate in the Meetings of the Audit Committee wherever necessary, as decided by the Committee. The Company Secretary acts as the secretary of the Audit Committee.

During the Financial year 2019-20, the Audit Committee met 6 (six) times, including 1(one) adjourned meeting the dates of the Meetings were April 15, 2019, [April 27, 2019 (Adjourned)], June 10, 2019, July 26, 2019, October 31, 2019, January 20, 2020 and January 27, 2020.

4. NOMINATION AND REMUNERATION COMMITTEE

A. TERMS OF REFERENCE

The terms of reference of Nomination and remuneration committee is identifying persons who are qualified to become directors and who may be appointed as Key Managerial Persons (KMP) as per criteria stipulated and recommending to the Board their appointment and removal, evaluating the performance of every director and to formulate the criteria for determining qualifications, positive attributes and independence of a Director/ KMP.

B. COMPOSITION, MEETINGS AND ATTENDANCE OF THE COMMITTEE

The composition of the Nomination and Remuneration Committee and attendance of Directors at the Meetings, during the F.Y. 2019-2020, is shown below:

S. No.	Name of Member	Category	No. of Meetings	
			Held	Attended
1.	Mr. Vasantharao Satya Venkatarao	Nominee Director	3	3
2.	Mr. Lalit Kumar Patangia*	Non-Executive Director	2	2
3.	Mr. J. Venkateswarlu**	Non-Executive Director	2	2
4.	Ms. Anjali Kaushik	Non-Executive Director	1	1
5.	Mr. Ravindra Nath	Non-Executive Director	1	1

*Mr. Lalit Kumar Patangia, ceased to act as Director w.e.f. September 23, 2019

**Mr. J. Venkateswarlu ceased to act as Director w.e.f. June 13, 2019.

Note: Number of Meetings represents the Meetings held during the period in which the Director was Member of the committee. The composition of Nomination & Remuneration Committee is not in compliance with the relevant provisions of the Companies Act, 2013 as the Company is not having Independent Director on the Board of the Company.

During the Financial year 2019-20, the Nomination and Remuneration Committee of Directors met 3 (three) times, the dates of the Meetings were April 15, 2019, June 10, 2019 and January 20, 2020.

5. EXECUTIVE COMMITTEE

A. TERMS OF REFERENCE

Executive Committee of Directors was constituted to consider matters such as corporate/ project loans proposals, one time settlement, restructuring of dues, etc. to enable the Board to oversee routine matters and concentrate on policy/ strategic issues including the matters which require approval of the Board.

B. COMPOSITION, MEETINGS AND ATTENDANCE OF THE COMMITTEE

The composition of the Executive Committee and attendance of Directors at the Meetings, during FY 2019-20, is shown below:

S. No.	Name of Member	Category	No. of Meetings	
			Held	Attended
1.	Mr. J. Venkateswarlu*	Non-Executive Director	1	1
2.	Mr. Vasantharao Satya Venkatarao	Nominee Director	2	2
3.	Mr. Subhash Chander Kalia	Non-Executive Director	2	2
4.	Mr. Shakti Kumar**	Managing Director	1	1
5.	Mr. Ravindra Nath	Non-Executive Director	1	1
6.	Ms. Anjali Kaushik	Non-Executive Director	1	1

*Mr. J. Venkateswarlu ceased to act as Director w.e.f. June 13, 2019.

** The Board re-constituted the Committee and introduced Ms. Anjali Kaushik in place of Mr. Shakti Kumar w.e.f. July 15, 2019

Note: The number of Meetings represents the Meetings held during the period in which the Director was a Member of the committee.

During the Financial Year 2019-2020, the Executive Committee of Directors met 2 (two) times, the dates of the meetings were June 10, 2019 and January 20, 2020.

6. CORPORATE SOCIAL RESPONSIBILITY COMMITTEE

A. TERMS OF REFERENCE

The terms of reference of the Corporate Social Responsibility (CSR) Committee are to recommend the aggregate amount of expenditure to be incurred on the prescribed activities, to approve the CSR Activities involving the prescribed limit as approved by the Board and to monitor the Corporate Social Responsibility Policy of the Company, from time to time.

B. COMPOSITION, MEETINGS AND ATTENDANCE OF THE COMMITTEE

The composition of the Corporate Social Responsibility Committee and attendance of Directors at the Meetings, during the FY2019-2020, is shown below:

S. No.	Name of Member	Category	No. of Meetings	
			Held	Attended
1.	Mr. Lalit Kumar Patangia*	Non-Executive Director	1	1
2.	Mr. Vasantharao Satya Venkatarao	Nominee Director	1	1
3.	Mr. Shakti Kumar	Managing Director	1	1
4.	Ms. Anjali Kaushik	Non-Executive Director	0	0

*The Board re-constituted the Committee and introduced Ms. Anjali Kaushik in place of Mr. Lalit Kumar Patangia w.e.f July 24, 2019

Note: The number of Meeting represents the Meeting held during the period in which the Director was Member of the Committee. The composition of CSR Committee is not in compliance with the relevant provisions of the Companies Act, 2013 due to not having Independent Director on the Board of the Company.

During the Financial year 2019-20, the Corporate Social Responsibility (CSR) Committee of Directors met once on June 10, 2019.

7. E-GOVERNANCE COMMITTEE OF DIRECTORS

A. TERMS OF REFERENCE

The terms of reference of the E-Governance Committee (i) To guide Information Technology Department of the Company to develop and implement all IT policies and procedures, including those of network security and disaster recovery; (ii) To oversee streamlining operations of IT in the Company; (iii) To oversee the deployment of long-term strategic plans for acquiring and enabling efficient and cost-effective information processing and communication technologies; (iv) To review performance of IT System to determine upgrade requirements and maintenance required from time to time; (v) To review and make recommendations for the improvement of the IT infrastructure and IT systems of the Company; (vi) To oversee accusation, deployment, monitoring, maintenance, developmental and support of all hardware and software based on departments needs; (vii) To seek IT solutions that support business operations.

B. COMPOSITION, MEETINGS AND ATTENDANCE OF THE COMMITTEE

The composition of the E-Governance Committee of Directors and attendance of Directors at the Meetings, during the FY2019-2020, is shown below:

S. No.	Name of Member	Category	No. of Meetings	
			Held	Attended
1.	Mr. Subhash Chander Kalia	Non-Executive Director	2	2
2.	Mr. Lalit Kumar Patangia*	Non-Executive Director	2	2
5.	Ms. Anjali Kaushik	Non-Executive Director	4	4
6.	Mr. Shakti Kumar	Managing Director	4	4

*Mr. Lalit Kumar Patangia, ceased to act as Director w.e.f. September 23, 2019

Note: The number of Meeting represents the Meeting held during the period in which the Director was Member of the Committee.

During the Financial year 2019-20, the E-Governance Committee of Directors met 4 (four) times, the dates of the meetings were on June 10, 2019, July 26, 2019, October 31, 2019 and January 20, 2020.

8. RECOVERY AND NPA MANAGEMENT COMMITTEE

A. TERMS OF REFERENCE

The Board of Directors constituted Recovery and NPA Management Committee. The terms of reference of Recovery and NPA Management Committee is to have more effective control on the recovery of both Standard Accounts as well as NPA Accounts, to monitor the recovery efforts in all accounts and also to ensure that all accounts are properly identified for classification as NPA.

B. COMPOSITION, MEETINGS AND ATTENDANCE OF THE COMMITTEE

The composition of the Recovery and NPA Management Committee and attendance of Directors at the Meetings, during the FY2019-2020, is shown below:

S. No.	Name of Member	Category	No. of Meetings	
			Held	Attended
1.	Mr. Subhash Chander Kalia	Non-Executive Director	4	4
2.	Mr. Lalit K. Patangia*	Non-Executive Director	3	3
3.	Mr. Shakti Kumar**	Managing Director	2	2
4.	Mr. V.S. V. Rao	Nominee Director	2	2
5.	Ms. Anjali Kaushik	Non-Executive Director	2	2

*Mr. Lalit Kumar Patangia, ceased to act as Director w.e.f. September 23, 2019

** The Board re-constituted the Committee and introduced Ms. Anjali Kaushik in place of Mr. Shakti Kumar w.e.f. July 15, 2019

Note: The number of Meetings represents the Meetings held during the period in which the Director was Member of the committee.

During the Financial year 2019-20, the Recovery and NPA Management Committee of Directors met 4 (four) times, the dates of the meetings were on May 20, 2020, June 10, 2019, September 13, 2019 and January 20, 2020.

9. RISK MANAGEMENT COMMITTEE

A. TERMS OF REFERENCE

A Risk Management Committee was constituted with a view to identify, evaluate and mitigate all internal and external risks associated with IFCI Venture Capital Funds Limited, from time to time.

B. COMPOSITION, MEETINGS AND ATTENDANCE OF THE COMMITTEE

The composition of the Risk Management Committee and attendance of Directors at the Meeting, during the FY2019-2020, is shown below:

S. No.	Name of Member	Category	No. of Meetings	
			Held	Attended
1.	Mr. Subhash Chander Kalia	Non-Executive Director	2	2
2.	Mr. Shakti Kumar	Managing Director	2	2
3.	Mr. Ravindra Nath	Non-Executive Director	2	2

Note: The number of Meeting represents the Meeting held during the period in which the Director was Member of the committee.

During the Financial year 2019-20, the Risk Management Committee of Directors met 2 (two) times, the dates of the meetings were October 31, 2019 and January 20, 2020.

10. STAKEHOLDERS' RELATIONSHIP COMMITTEE

As the number of shareholders of the Company being nine including four shareholders representing beneficial interest of IFCI Ltd., Stakeholders' Relationship Committee is not required to be constituted in IFCI Venture. This is to confirm that no complaints/grievances were received from the Shareholders during the FY 2019-2020.

11. GENERAL BODY MEETINGS

A. Date, Venue and Time for the last three General Body Meetings:

AGM Date	Venue	Time
29/09/2017	Board Room, IFCI Tower, 61 Nehru Place, New Delhi-110019	03.00 P.M
10/09/2018	Board Room, IFCI Tower, 61 Nehru Place, New Delhi-110019	11.30A.M.
24/09/2019	Board Room, IFCI Tower, 61 Nehru Place, New Delhi-110019	03.00 P.M.

B. Details of Special Resolutions passed in the previous three Annual General Meetings:

AGM DATE	As per Companies Act	Particulars of Special Resolution
29/09/2017	No special resolution was passed by the shareholders of IFCI Venture.	
10/09/2018	No special resolution was passed by the shareholders of IFCI Venture.	
24/09/2019	No special resolution was passed by the shareholders of IFCI Venture.	

12. DISCLOSURES

(i) Remuneration to other Director:-

SI. No.	Name of the Directors	Fee for attending Board/ Committee meetings	Conveyance Charges	Total
1.	Mr. Lalit K. Patangia	1,14,000	-	1,14,000
2.	Mr. J. Venkateswarlu	67,500	-	67,500
3.	Mr. Subhash C. Kalia	1,81,500	-	1,81,500
4.	Ms. Anjali Kaushik	113,500	12,000	125,500
5.	Mr. Ravindra Nath	130,500	12000	142,500

(ii) Transaction with the related party during the period ended March 31, 2020:-

Nature of Relationship	Name of the Related Party
Holding Company	IFCI Ltd. (IFCI)
Key Managerial Personnel (on deputation from IFCI)	Mr. Shakti Kumar (MD)
Other subsidiaries of Holding company	IFCI Financial Services Ltd. (IFIN) IFIN Securities Finance Ltd. (ISFL) IFCI Factors Ltd.(IFL) Stock Holding Corporation of India Ltd.

Type of Transaction –	Current Year (in lakh)	Previous Year (in lakh)
1. IFCI		
Loan taken -	-	
Loan paid back -	-	
Interest on Loan Paid to IFCI	-	-
Rent & Maintenance paid to IFCI Ltd.(Exclusive of taxes and cess)	164.52	166.56
Salaries paid to IFCI for employees deputed by IFCI Ltd. including PLI	55.75	144.97
Paid towards other expenses to IFCI	4.14	1.43
Paid towards IT Services taken from IFCI.(Exclusive of taxes)	10.79	6.00

Final Dividend paid	-	148.80
Interest Received and accrued on Bonds subscribed	172.63	172.52
Brokerage/ Professional fee paid-LOC	15.43	65.49
2. IFCI Social Foundation – CSR contribution	12.34	71.35
3. IFCI Financial Services Ltd.		
Brokerage/Professional fee paid	-	0.58
4. Stock Holding Corporation of India Ltd.		
Brokerage/Professional fee paid	0.19	0.01
5. Venture Capital Fund for Backward Classes		
Management Fee Received	20.35	5.30

Balance Outstanding with the related party during the period: -

Outstanding Balances – IFCI	Current Year (in Lakhs)	Previous Year (in Lakhs)
Payable to IFCI towards salary of employees deputed by IFCI	3.34	14.32
Interest accrued on Bonds - IFCI Ltd.	586.43	455.75
Bonds Subscribed& outstanding	1500.05	1500.05
Brokerage/Professional fee paid-LOC	15.43	38.86
Outstanding Balances – Stock Holding Corporation of India Ltd.		
Brokerage/Professional fee paid	-	0.03
Management fee- VCFBC	11.71	-

The Company is dealing with related parties at Arm's Length basis.

Except for the above, there were no materially significant related party transactions i.e. transactions material in nature with its Promoters, Directors or the management, their subsidiaries or relatives etc. that may potentially conflict with the interests of the Company at large.

- (ii) There has been no non-compliance by IFCI Venture nor any penalties imposed on the Company by any authorities.
- (iii) In view of the size and operations of IFCI Venture, the Company has adopted the Vigil Mechanism Policy, in line with the Companies Act, 2013.
- (iii) As IFCI Venture is not under obligation to comply with the mandatory clauses, the report is being prepared as a Good Corporate Governance Policy.

11. MEANS OF COMMUNICATION

The Annual Report and other statutory information are being sent to shareholders.

In compliance of the provisions of the Listing Agreement of Debt Securities, the financial results of the company are generally published in Financial Express newspaper and posted on company website www.ifciventure.com

12. GENERAL SHAREHOLDERS INFORMATION

As per the notice attached to this Annual Report, the Annual General Meeting of the Company will be held on (September 30th, 2020).

- a) The Financial Year of IFCI Venture is from April 1, 2019 to March 31, 2020.
- b) Shareholding Pattern as on March 31, 2020 and March 31, 2019 are given as under:-

	As on March 31, 2020		As on March 31, 2019	
	No. of shares	(%)	No. of shares	(%)
IFCI Ltd.#	5,95,21,008#	98.60	5,95,21,008#	98.60
Other Body Corporates	8,50,000	1.40	8,50,000	1.40
Total	6,03,71,008	100.00	6,03,71,008	100.00

Includes four shares held by employees, for its beneficial interest, of IFCI, which are mentioned as below:-

NAME OF THE BENEFICIARY	NUMBER OF SHARES HELD	BENEFICIAL INTEREST WITH
Mr. Shivendra Tomar	1	IFCI LIMITED
Mr. Deepak Mishra	1	IFCI LIMITED
Mr. S. K. Bhatia	1	IFCI LIMITED
Ms. Purnima Umesan	1	IFCI LIMITED

d) Address of Registered Office for correspondence:

Name and Address: IFCI Venture Capital Funds Ltd.
16th Floor, IFCI Tower
61 Nehru Place
New Delhi – 110 019.

Telephone: 26441502, 26230026
E-mail: cs@ifciventure.com
Website: www.ifciventure.com

e) Registrar to the Issue:

Name and Address: MCS Share Transfer Agent Ltd.
F-65, 1st floor
Okhla Industrial Area,
Phase I, New Delhi-110020

Telephone: (011) 5140 6149
Fax No: (011) 5170 988
E-mail: admin@mcsdel.com

Place : New Delhi
Date : 02.09.2020

Sd/-
Shivendra Tomar
(Managing Director)

INDEPENDENT AUDITORS' REPORT

To
The Members of
IFCI VENTURE CAPITAL FUNDS LIMITED

Report on the Audit of the Standalone Financial Statements

Opinion

We have audited the standalone financial statements of **IFCI VENTURE CAPITAL FUNDS LIMITED**, which comprise the Balance Sheet as at March 31, 2020, the Statement of Profit and Loss, Statement of changes in equity and the Statement of Cash Flows for the year then ended, and a notes to the financial statement, including a summary of significant accounting policies and other explanatory information (hereinafter referred to as "the standalone financial statements").

In our opinion and to the best of our information and according to the explanations given to us, the aforesaid standalone financial statements give the information required by the Companies Act, 2013 ("the Act") in the manner so required and give a true and fair view in conformity with the accounting principles generally accepted in India, of the state of affairs of the Company as at March 31, 2020, its Profit, changes in equity and its cash flows for the year ended on that date.

Basis for Opinion

We conducted our audit in accordance with the Standards on Auditing specified under section 143(10) of the Companies Act, 2013. Our responsibilities under those Standards are further described in the Auditor's Responsibilities for the Audit of the Financial Statements section of our report. We are independent of the Company in accordance with the Code of Ethics issued by the Institute of Chartered Accountants of India (ICAI) together with the ethical requirement that are relevant to our audit of the financial statements under the provisions of the Companies Act, 2013 and the Rules there under, and we have fulfilled our other ethical responsibilities in accordance with these requirements and the Code of Ethics. We believe that the audit evidence we have obtained is sufficient and appropriate to provide a basis for our opinion.

Emphasis of Matter

We draw attention to Note No. 45 D to the Financial Statements which fully describes that the company has estimated the provision for impairment on Loan to customers along with specific provision mandated by RBI in this regard to reflect the adverse business impact and uncertainties arising from the COVID 19 pandemic. Such estimates are based on current facts & circumstances and may not necessarily reflect the impact of future uncertainties and events arising from the COVID 19 pandemic.

Our opinion is not modified in respect of this matter.

Information Other than the Financial Statements and Auditor's Report Thereon

The Company's Board of Directors is responsible for the preparation of the other information. The other information comprises the information included in the Board's Report including Annexures to Board's Report, Business Responsibility Report, Corporate Governance and Shareholder's Information, but does not include the financial statements and our auditor's report thereon.

Our opinion on the financial statements does not cover the other information and we do not express any form of assurance conclusion thereon. In connection with our audit of the financial statements, our responsibility is to read the other information and, in doing so, consider whether the other information is materially inconsistent with the financial statements or our knowledge obtained during the course of our audit or otherwise appears to be materially misstated. Based on the work we have performed, we conclude that no such information was available during the course of Audit and we have nothing to report on this regard.

Management's Responsibility for the Standalone Financial Statements

The Company's Board of Directors is responsible for the matters stated in section 134(5) of the Act with respect to the preparation of these standalone financial statements that give a true and fair view of the financial position, financial performance, change in equity and cash flows of the Company in accordance with the accounting principles generally accepted in India, including the Indian accounting standards specified under section 133 of the Act. This responsibility also includes maintenance of adequate accounting records in accordance with the provisions of the Act for safeguarding the assets of the Company and for preventing and detecting frauds and other irregularities; selection and application of appropriate accounting policies; making judgments and estimates that are reasonable and prudent; and design, implementation and maintenance of adequate internal financial controls, that were operating effectively for ensuring the accuracy and completeness of the accounting records, relevant to the preparation and presentation of the financial statements that give a true and fair view and are free from material misstatement, whether due to fraud or error.

In preparing the financial statements, management is responsible for assessing the Company's ability to continue as a going concern, disclosing, as applicable, matters related to going concern and using the going concern basis of accounting unless Board of Directors either intends to liquidate the Company or to cease operations, or has no realistic alternative but to do so.

The Board of Directors are responsible for overseeing the Company's financial reporting process.

Auditor's Responsibilities for the Audit of the Standalone Financial Statements

Our objectives are to obtain reasonable assurance about whether the financial statements as a whole are free from material misstatement, whether due to fraud or error, and to issue an auditor's report that includes our opinion. Reasonable assurance is a high level of assurance, but is not a guarantee that an audit conducted in accordance with SAs will always detect a material misstatement when it exists. Misstatements can arise from fraud or error and are considered material if, individually or in the aggregate, they could reasonably be expected to influence the economic decisions of users taken on the basis of these financial statements.

As part of an audit in accordance with SAs, we exercise professional judgment and maintain professional skepticism throughout the audit. We also:

- Identify and assess the risks of material misstatement of the financial statements, whether due to fraud or error, design and perform audit procedures responsive to those risks, and obtain audit evidence that is sufficient and appropriate to provide a basis for our opinion. The risk of not detecting a material misstatement resulting from fraud is higher than for one resulting from error, as fraud may involve collusion, forgery, intentional omissions, misrepresentations, or the override of internal control.
- Obtain an understanding of internal financial controls relevant to the audit in order to design audit procedures that are appropriate in the circumstances. Under section 143(3)(i) of the Act, we are also responsible for expressing our opinion on whether the Company has adequate internal financial controls system in place and the operating effectiveness of such controls.
- Evaluate the appropriateness of accounting policies used and the reasonableness of accounting estimates and related disclosures made by management.
- Conclude on the appropriateness of management's use of the going concern basis of accounting and, based on the audit evidence obtained, whether a material uncertainty exists related to events or conditions that may cast significant doubt on the Company's ability to continue as a going concern. If we conclude that a material uncertainty exists, we are required to draw attention in our auditor's report to the related disclosures in the financial statements or, if such disclosures are inadequate, to modify our opinion. Our conclusions are based on the audit evidence obtained up to the date of our auditor's report. However, future events or conditions may cause the Company to cease to continue as a going concern.

- Evaluate the overall presentation, structure and content of the standalone financial statements, including the disclosures, and whether the standalone financial statements represent the underlying transactions and events in a manner that achieves fair presentation.

Report on Other Legal and Regulatory Requirements

1. As required by the Companies (Auditor's Report) Order, 2016 ("the Order") issued by the Central Government in terms of Section 143(11) of the Act, we give in "**Annexure A**" a statement on the matters specified in paragraphs 3 and 4 of the Order.
2. As required by Section 143 (5) of the Act, we have considered the directions & sub-directions issued by the Comptroller & Auditor General of India. We give our report in the attached **Annexure "B"**.
3. As required by Section 143(3) of the Act, based on our audit we report that:
 - a. We have sought and obtained all the information and explanations which to the best of our knowledge and belief were necessary for the purposes of our audit.
 - b. In our opinion, proper books of account as required by law have been kept by the Company so far as it appears from our examination of those books.
 - c. The Balance Sheet, the Statement of Profit and Loss, the statement of changes in equity and the Cash Flow Statement dealt with by this Report are in agreement with the books of account.
 - d. In our opinion, the aforesaid standalone financial statements comply with the Indian Accounting Standard specified under Section 133 of the Act, read with Rule 7 of the Companies (Accounts) Rules, 2014.
 - e. On the basis of the written representations received from the directors as on March 31, 2020 taken on record by the Board of Directors, none of the directors is disqualified as on March 31, 2020 from being appointed as a director in terms of Section 164 (2) of the Act.
 - f. With respect to the adequacy of the internal financial controls over financial reporting of the Company and the operating effectiveness of such controls, refer to our separate Report in "**Annexure C**".
 - g. With respect to the other matters to be included in the Auditor's Report in accordance with Rule 11 of the Companies (Audit and Auditors) Rules, 2014, as amended in our opinion and to the best of our information and according to the explanations given to us:
 - i. The Company does not have any pending litigations which would impact its financial position.
 - ii. The Company did not have any long-term contracts including derivative contracts for which there were any material foreseeable losses.
 - iii. There has been no delay in transferring amounts, required to be transferred, to the Investor Education and Protection Fund by the Company.

For Lunawat & Co.
Chartered Accountants
FR No. 000629N

Sd/-
per CA. Vikas Yadav
Partner
M. No. 511351
54, Daryaganj
New Delhi-110002

Place: New Delhi
Date: 20.06.2020

UDIN: 20511351AAAACE1029

ANNEXURE "A"

The Annexure referred to in paragraph 1 under the heading "Report on Other Legal and Regulatory Requirements" of our Report of even date to the financial statements of the company for the period 1st April, 2019 to 31st March 2020.

We report that:-

- i. (a) The company has maintained proper records showing full particulars including quantitative details and situation of its fixed assets.
(b) As explained to us, fixed assets have been physically verified by the management at reasonable intervals. According to the information and explanations given to us, no material discrepancies were noticed on such verification.
(c) According to the information and explanations given to us and on the basis of our examination of the records of the Company, the Company does not own any immovable properties.
- ii. The Company is a Non-Banking Financial Company, accordingly it does not hold any inventory. Thus, paragraph 3(ii) of the Order is not applicable.
- iii. According to the information and explanations given to us and on the basis of our examination of the books of account, the Company has not granted any loans, secured or unsecured, to companies, firms or other parties listed in the register maintained under Section 189 of the Companies Act, 2013. Consequently, the provisions of clauses iii (a), iii (b) and iii(c) of the order are not applicable to the Company.
- iv. In our opinion, and according to the information & explanation given to us, the Company has not granted any loans, not made any investments, not given any guarantees and security covered under section 185 of the Companies Act 2013. The provisions of section 186 of the Companies Act, 2013 are not applicable to the Company.
- v. In our opinion and according to the information and explanation given to us, the Company has not accepted any deposits in contravention of the directives issued by the Reserve Bank of India and the provisions of sections 73 to 76 or any other relevant provisions of the Companies Act, 2013 and the rules framed there under, where applicable, have been complied with. No order has been passed by the Company Law Board or National Company Law Tribunal or RBI or any court or any other tribunal.
- vi. According to the information and explanation given to us, the government has not prescribed maintenance of cost records under sub section (1) of section 148 of the Companies Act, 2013.
- vii. (a) According to the records of the company, undisputed statutory dues including, Provident fund, Employees' State insurance, Income tax, Goods & Service tax, Custom Duty, Cess and any other statutory dues to the extent applicable, have generally been regularly deposited with the appropriate authorities. According to the information and explanations given to us, there were no outstanding statutory dues as on 31st of March, 2020 for a period of more than six months from the date they became payable.
(b) According to the information and explanations given to us, there is no amount payable in respect of income tax, service tax, sales tax, Goods & Service Tax, customs duty, excise duty, value added tax and cess whichever applicable, which have not been deposited on account of any disputes.
- viii. In our opinion and according to the information & explanation given by the management, the Company has not defaulted in repayment of loan or borrowings to banks or dues to debenture holders.
- ix. The Company has not raised moneys by way of initial public offer or further public offer (including debt instruments) or by way of term loans hence this clause is not applicable.

- x. In our opinion and according to the information and explanation given to us, no case of fraud by the company or by its officers or employees has been noticed or reported during the period under audit.
- xi. According to the information and explanations given to us and in terms of GSR 463 (E) dated June 05, 2015, issued by the Ministry of Corporate Affairs, the provisions of Section 197 pertaining to managerial remuneration do not apply to a government company. Accordingly, paragraph 3(xi) of the Order is not applicable.
- xii. The company is not a Nidhi Company, hence provision of clause 3 (xii) of the order is not applicable.
- xiii. In our opinion and according to the information and explanations given to us, the Company is in compliance with Section 177 and 188 of the Companies Act, 2013 wherever applicable, for all transactions with the related parties and the details of related party transactions have been disclosed in the standalone financial statements as required by the applicable Indian accounting standards.
- xiv. During the year, the Company has not made any preferential allotment or private placement of shares or fully or partly paid convertible debentures and hence reporting under clause 3 (xiv) of the Order is not applicable to the Company.
- xv. In our opinion and according to the information and explanations given to us, during the year the Company has not entered into any non-cash transactions with its Directors or persons connected to its directors and hence provisions of section 192 of the Companies Act, 2013 are not applicable to the Company.
- xvi. The Company is already registered under section 45-IA of the Reserve Bank of India Act 1934.

For Lunawat & Co.
Chartered Accountants
FR No. 000629N

Sd/-
per CA. Vikas Yadav
Partner
M. No. 511351
54, Daryaganj
New Delhi-110002
UDIN: 20511351AAAACE1029

Place: New Delhi
Date: 20.06.2020

ANNEXURE "B" TO THE INDEPENDENT AUDITORS' REPORT

Referred to in paragraph 2 of Report on Other Legal and Regulatory Requirements of our report of even date of standalone financial statements

Part A

S.No.	Directions	Auditors' Comment
1	Whether the Company has system in place to process all the accounting transactions through IT system? If yes, the implication of processing of accounting transactions outside IT system on the integrity of the accounts along with the financial implications, if any, may be stated.	Yes. No adverse comments.
2	Whether there is any restructuring of an existing loan or cases of waiver/ write off of debts/loans/interest etc. made by a lender to the company due to the company's inability to repay the loan? If yes, the financial impact may be stated.	There is no restructuring of loans during the year under audit. There are no cases of waiver/write off of debts/loans/interest etc. made by a lender to the Company (i.e. IFCI Venture Capital Funds Limited) due to the Company's inability to repay the loan.
3	Whether funds received/receivable for specific scheme from Central/State agencies were properly accounted for/utilized as per its term and conditions? List the cases of deviation.	According to the information and explanations provided to us by the Company: The Company has not received any fund(s) from Central/state agencies during the year nor is any fund receivable in respect of such schemes.

Part B

S.No.	Directions	Auditors' Comment
1	Investments: Whether the titles of ownership in respect of CGS/SGS/Bonds/ Debentures etc. are available in physical/demat form and these, in aggregate, agree with the respective amounts shown in the Company's books of accounts? If not, details may be stated.	Yes, the titles of ownership of all investments are available in physical and/or de-mat form as applicable. And the same agree with the respective amounts shown in the Company's books of accounts.
2	Loans: In respect of provisioning requirement of all restructured, rescheduled, renegotiated loan-whether a system of periodical assessment of realisable value of securities available against all such loans is in place and adequate provision has been created during the year? Any deficiencies in this regard, if any, may be suitably commented upon alongwith financial impact.	Yes, there is a system of periodical assessment of realizable value of securities available against all such loans in place. Also, provision in the form of Expected Credit Loss as mandated by Indian Accounting Standards has been created during the year against these loans. However, due to the uncertainty of impact of Covid-19 pandemic, the adequacy of the provisions cannot be commented upon. (Refer Emphasis of Matter Paragraph of our Independent Auditors' Report).

For Lunawat & Co.

Chartered Accountants

FR No. 000629N

Sd/-

per CA. Vikas Yadav

Partner

M. No. 511351

54, Daryaganj

New Delhi-110002

UDIN: 20511351AAAACE1029

Place: New Delhi

Date: 20.06.2020

ANNEXURE "C" TO THE INDEPENDENT AUDITORS' REPORT

Report on the Internal Financial Controls Over Financial Reporting under Clause (f) of Sub-section 3 of Section 143 of the Companies Act, 2013 ("the Act")

We have audited the internal financial controls over financial reporting of **IFCI VENTURE CAPITAL FUNDS LIMITED** as of March 31, 2020 in conjunction with our audit of the standalone financial statements of the Company for the year ended on that date.

Management's Responsibility for Internal Financial Controls

The Board of Directors of the Company is responsible for establishing and maintaining internal financial controls based on the internal control over financial reporting criteria established by the Company considering the essential components of internal control stated in the Guidance Note on Audit of Internal Financial Controls Over Financial Reporting issued by the Institute of Chartered Accountants of India. These responsibilities include the design, implementation and maintenance of adequate internal financial controls that were operating effectively for ensuring the orderly and efficient conduct of its business, including adherence to respective company's policies, the safeguarding of its assets, the prevention and detection of frauds and errors, the accuracy and completeness of the accounting records, and the timely preparation of reliable financial information, as required under the Companies Act, 2013.

Auditor's Responsibility

Our responsibility is to express an opinion on the internal financial controls over financial reporting of the Company based on our audit.

We conducted our audit in accordance with the Guidance Note on Audit of Internal Financial Controls Over Financial Reporting (the "Guidance Note") issued by the Institute of Chartered Accountants of India and the Standards on Auditing prescribed under Section 143(10) of the Companies Act, 2013, to the extent applicable to an audit of internal financial controls.

Those Standards and the Guidance Note require that we comply with ethical requirements and plan and perform the audit to obtain reasonable assurance about whether adequate internal financial controls over financial reporting was established and maintained and if such controls operated effectively in all material respects.

Our audit involves performing procedures to obtain audit evidence about the adequacy of the internal financial controls system over financial reporting and their operating effectiveness.

Our audit of internal financial controls over financial reporting included obtaining an understanding of internal financial controls over financial reporting, assessing the risk that a material weakness exists, and testing and evaluating the design and operating effectiveness of internal control based on the assessed risk. The procedures selected depend on the auditor's judgement, including the assessment of the risks of material misstatement of the financial statements, whether due to fraud or error.

We believe that the audit evidence we have obtained, is sufficient and appropriate to provide a basis for our audit opinion on the internal financial controls system over financial reporting of the Company.

Meaning of Internal Financial Controls Over Financial Reporting

A company's internal financial control over financial reporting is a process designed to provide reasonable assurance regarding the reliability of financial reporting and the preparation of financial statements for external purposes in accordance with generally accepted accounting principles.

A company's internal financial control over financial reporting includes those policies and procedures that:

1. pertain to the maintenance of records that, in reasonable detail, accurately and fairly reflect the transactions and dispositions of the assets of the company;

2. provide reasonable assurance that transactions are recorded as necessary to permit preparation of financial statements in accordance with generally accepted accounting principles, and that receipts and expenditures of the company are being made only in accordance with authorisations of management and directors of the company; and
3. provide reasonable assurance regarding prevention or timely detection of unauthorised acquisition, use, or disposition of the company's assets that could have a material effect on the financial statements.

Limitations of Internal Financial Controls Over Financial Reporting

Because of the inherent limitations of internal financial controls over financial reporting, including the possibility of collusion or improper management override of controls, material misstatements due to error or fraud may occur and not be detected. Also, projections of any evaluation of the internal financial controls over financial reporting to future periods are subject to the risk that the internal financial control over financial reporting may become inadequate because of changes in conditions, or that the degree of compliance with the policies or procedures may deteriorate.

Opinion

In our opinion, to the best of our information and according to the explanations given to us, the Company has, in all material respects, an adequate internal financial controls system over financial reporting and such internal financial controls over financial reporting were operating effectively as at March 31, 2020, based on the internal control over financial reporting criteria established by the Company considering the essential components of internal control stated in the Guidance Note on Audit of Internal Financial Controls Over Financial Reporting issued by the Institute of Chartered Accountants of India.

For Lunawat & Co.
Chartered Accountants
FR No. 000629N

Sd/-
per CA. Vikas Yadav
Partner
M. No. 511351
54, Daryaganj
New Delhi-110002
UDIN: 20511351AAAACE1029

Place: New Delhi
Date: 20.06.2020

IFCI VENTURE CAPITAL FUNDS LIMITED

CIN: U65993DL1988GOI030284

BALANCE SHEET AS AT 31st MARCH, 2020

(₹ in lakh)

PARTICULARS	Note No.	As at March 31, 2020	As at March 31, 2019 (Restated)
ASSETS			
(1) Financial Assets			
(a) Cash and Cash Equivalents	2	338.83	121.38
(b) Bank Balances other than (a) above	3	100.00	-
(c) Receivables	4		
(I) Trade Receivables		11.71	-
(II) Other Receivables		3.12	8.38
(d) Loans	5	15,200.99	22,140.41
(e) Investments	6	6,654.57	5,841.51
(f) Other Financial Assets	7	8.46	8.64
		22,317.68	28,120.32
(2) Non Financial Assets			
(a) Current tax assets (Net)	8	458.39	301.40
(b) Deferred tax assets (Net)	9	4,644.40	3,909.16
(c) Property, plant and equipment	10	23.03	4.06
(d) Other Intangible assets	11	0.00	0.07
(e) Other non-financial assets	12	5.47	15.70
		5,131.29	4,230.39
Assets classified as held for sale	13	750.31	-
Total Assets		28,199.28	32,350.71
LIABILITIES AND EQUITY			
LIABILITIES			
(1) Financial Liabilities			
(a) Payables	14		
(I) Trade Payables			
(i) Total outstanding dues of micro enterprises and small enterprises			-
(ii) Total outstanding dues of creditors other than micro enterprises and small enterprises			-
(II) Other Payables			
(i) Total outstanding dues of micro enterprises and small enterprises			-
(ii) Total outstanding dues of creditors other than micro enterprises and small enterprises		79.02	77.14
(b) Debt Securities	15	10,173.31	10,173.31
(c) Borrowings (Other than Debt securities)	16	-	5,190.07
		10,252.33	15,440.52
(2) Non Financial Liabilities			
(a) Current Tax Liabilities (Net)	17	-	-
(b) Provisions	18	359.30	184.81
(c) Deferred tax liabilities (Net)		-	-
(d) Other non-financial Liabilities	19	888.92	74.34
		1,248.22	259.15
Total Liabilities		11,500.55	15,699.67
(3) Equity			
(a) Equity share capital	20	6,037.10	6,037.10
(b) Other equity	21	10,661.63	10,613.95
Total Equity		16,698.73	16,651.05
Total Liabilities and Equity		28,199.28	32,350.71

Notes 1 to 48 form an integral part of financial statements

As per our report of even date attached

For Lunawat & Co.

Chartered Accountants

FRN: 000629N

Sd/-
Vikas Yadav
Partner
M. No. 511351
Place: New Delhi
Date: 20.06.2020

Sd/-
Sunil Kumar Bansal
Director (DIN : 06922373)

Sd/-
Indu Gupta
Chief Financial Officer

Sd/-
Shivendra Tomar
Managing Director (DIN : 03174406)

Sd/-
Rachit Tandon
Company Secretary

IFCI VENTURE CAPITAL FUNDS LIMITED

CIN: U65993DL1988GOI030284

STATEMENT OF PROFIT AND LOSS FOR THE YEAR ENDED 31st MARCH, 2020

PARTICULARS	Note No.	(₹ in lakh)	
		For the year ended March 31, 2020	For the year ended March 31, 2019 (Restated)
Revenue From Operations			
(i) Interest Income	22	2,582.64	4,848.52
(ii) Dividend Income	23	8.81	-
(iii) Fees Income	24	648.88	624.00
(iv) Net Gain on Fair Value Changes	25	130.10	-
A. Total Revenue from Operations		3,370.42	5,472.52
B. Other Income	26	51.24	4,275.15
C. Total Income (A+B)		3,421.67	9,747.67
Expenses			
(i) Finance costs	27	1,421.70	2,460.83
(ii) Fees and commission expense	28	15.43	70.99
(iii) Net loss on fair value changes	29	-	710.01
(iv) Employee Benefit expenses	30	443.05	450.60
(v) Impairment on financial instruments	31	1,686.04	-
(vi) Depreciation, amortization and impairment	10,11	2.24	1.01
(vii) Other expenses	32	510.48	7,228.53
D. Total Expenses		4,078.95	10,921.97
E. Profit / (loss) before exceptional items and tax (C-D)		(657.28)	(1,174.30)
F. Exceptional Items			-
G. Profit / (loss) before tax (E-F)		(657.28)	(1,174.30)
H. Tax Expense:			
1. Current Tax		-	-
2. Earlier Year		13.27	-
3. Deferred Tax		(730.51)	1,725.13
I. Profit/(loss) for the period from continuing operations (After Tax) (G-H)		59.95	(2,899.43)
J. Profit / (loss) for the period from discontinuing operations (After Tax)		-	-
K. Profit/(loss) for the period (I+J)		59.95	(2,899.43)
L. Other comprehensive Income			
(A) (i) Items that will not be reclassified to profit or (loss) -Remeasurement of the net defined benefit Plans"		(17.00)	(1.26)
(ii) Income tax relating to items that will not be reclassified to profit or loss		(4.73)	(0.35)
Subtotal (A)		(12.27)	(0.91)
(B) (i) Items that will be reclassified to profit or loss (specify items and amounts)		-	-
(ii) Income tax relating to items that will be reclassified to profit or loss		-	-
Subtotal (B)		-	-
Other Comprehensive Income (A+B)		(12.27)	(0.91)
M. Total Comprehensive Income for the period (K+L) (Comprising Profit (Loss) and other Comprehensive Income for the period)		47.68	(2,900.34)
N. Earnings per equity share (for continuing operations)	41		
Basic (Rs.)		0.08	(4.80)
Diluted (Rs.)		0.08	(4.80)

Notes 1 to 48 form an integral part of financial statements

As per our report of even date attached

For Lunawat & Co.

Chartered Accountants

FRN: 000629N

Sd/-
Vikas Yadav
Partner
M. No. 511351
Place: New Delhi
Date: 20.06.2020

Sd/-
Sunil Kumar Bansal
Director (DIN : 06922373)

Sd/-
Indu Gupta
Chief Financial Officer

Sd/-
Shivendra Tomar
Managing Director (DIN : 03174406)

Sd/-
Rachit Tandon
Company Secretary

IFCI VENTURE CAPITAL FUNDS LIMITED

CIN: U65993DL1988GOI030284

CASH FLOW STATEMENT FOR THE YEAR ENDED 31st MARCH, 2020

PARTICULARS	(₹ in lakh)	
	Year ended March 31, 2020	Year ended March 31, 2019 (Restated)
CASH FLOWS FROM OPERATING ACTIVITIES		
Net profit / (loss) before tax and extraordinary items	(553.50)	(1,720.07)
Adjustments for:		-
Goodwill on consolidation w/off	-	-
Remeasurement of the net defined benefit plans	(17.00)	(1.26)
Provision for employee benefits (net) and other	70.71	(47.48)
Impairment on financial instruments	1,575.43	-
Reversal of credit loss allowance	-	(4,241.52)
Depreciation and amortisation expenses	2.24	1.01
Net (gain) / loss on fair value changes	(130.10)	710.01
Movements in working capital:		
Decrease in trade receivables	(6.45)	68.43
(Increase)/decrease in other financial assets & other assets	10.41	(11.08)
Increase/ (Decrease) in financial liabilities & other liabilities	816.46	53.71
Increase/(Decrease) in Debt Securitized	0.00	(2,039.47)
Increase/(Decrease) in Borrowings(other than Debt Securities)	(5,190.07)	(12,755.10)
Long Term Loans Given (Net)	5,363.99	16,533.13
Change in Investments (Net)	(1,433.26)	898.57
Cash generated from operations	508.85	(2,551.13)
Income taxes paid (net of refunds)	(170.26)	(482.90)
Net cash generated by operating activities (A)	338.60	(3,034.03)
CASH FLOWS FROM INVESTING ACTIVITIES		
Payments for property, plant and equipment, intangible assets	(21.15)	(2.83)
Increase in receivable under service concession arrangements (net)	-	-
Investments in FDR	(100.00)	-
Net cash used in investing activities (B)	(121.15)	(2.83)
CASH FLOWS FROM FINANCING ACTIVITIES		
Interim Dividend-Equity	-	(150.93)
Dividend Distribution Tax	-	(31.02)
Net cash generated in financing activities (C)	-	(181.95)
Net increase/ (decrease) in cash and cash equivalents (A+B+C)	217.45	(3,218.81)
Cash and cash equivalents at the beginning of the year	121.38	3,340.20
Cash and cash equivalents at the end of the year	338.83	121.38

PARTICULARS	(₹ in lakh)	
	Year ended March 31, 2020	Year ended March 31, 2019 (Restated)
Components of Cash and Cash Equivalents		
Cash on hand	0.24	0.00
Balances with Banks in current accounts	40.96	121.38
Balances with Banks in deposit accounts	297.63	-
Cash and Cash Equivalents	338.83	121.38
Less – Secured Demand loans from banks (Cash credit)	-	-
Less – Bank overdraft	-	-
Cash and cash equivalents for statement of cash flows	338.83	121.38

Notes 1 to 48 form an integral part of financial statements

As per our report of even date attached

For Lunawat & Co.

Chartered Accountants

FRN: 000629N

Sd/-

Vikas Yadav

Partner

M. No. 511351

Place: New Delhi

Date: 20.06.2020

Sd/-

Sunil Kumar Bansal
Director (DIN : 06922373)

Sd/-

Indu Gupta
Chief Financial Officer

Sd/-

Shivendra Tomar
Managing Director (DIN : 03174406)

Sd/-

Rachit Tandon
Company Secretary

IFCI VENTURE CAPITAL FUNDS LIMITED

CIN: U65993DL1988GOI030284

STATEMENT OF CHANGES IN EQUITY

(₹ in lakh)

A. Equity share capital

Particulars	Number of shares	Share capital
Shares having face value of Rs 10/-		
Balance at beginning of the period (01.04.2018)	6,03,71,008	6,037.10
Change in Equity Share Capital during the year	-	-
Balance at the end of the period (31.03.2019)	6,03,71,008	6,037.10
Change in Equity Share Capital during the year	-	-
Balance at the end of the period (31.03.2020)	6,03,71,008	6,037.10

(₹ in lakh)

B. Other Equity

Particulars	Reserves and Surplus				Items of Other Comprehensive Income (OCI)	
	Statutory Reserve (Reserve u/s 45IC of RBI Act (refer foot note-1))	Securities Premium	Special Reserve under Section 36(1) (viii) of the IT Act, 1961 (refer Foot note 2)	Retained Earnings	Remeasurements of the defined benefit plans	Total
Balance at the beginning of the reporting period i.e. 01.04.2018	3,112.72	4,747.90	5.20	5,841.61	(11.20)	13,696.23
Total Comprehensive Income for the year				(3,293)	(0.91)	(3,294.28)
Interim Dividend-Equity				(150.93)	-	(150.93)
Dividend Distribution Tax	-	-	-	(31.02)	-	(31.02)
Balance at the end of the reporting period i.e. 31.03.2019	3,112.72	4,747.90	5.20	2,366.29	(12.11)	10,220.00
Correction of prior period error				393.94		393.94
Restated Balance at the beginning of the reporting period				2,760.24		10,613.95
Total Comprehensive Income for the year	-	-	-	59.95	(12.27)	47.68
Transfer between reserves and retained earnings	9.54			(9.54)		-
Balance at the end of the reporting period i.e. 31.03.2020	3,122.25	4,747.90	5.20	2,810.65	(24.38)	10,661.63

Foot Note : 1 and 2

- The reserve fund is created as per Section 45IC of RBI Act, 1934.
- Security Premium Account represents the amount received on equity share over & above its face value.

Notes 1 to 48 form an integral part of financial statements

As per our report of even date attached

For Lunawat & Co.

Chartered Accountants

FRN: 000629N

Sd/-

Vikas Yadav

Partner

M. No. 511351

Place: New Delhi

Date: 20.06.2020

Sd/-

Sunil Kumar Bansal
Director (DIN : 06922373)

Sd/-

Indu Gupta
Chief Financial Officer

Sd/-

Shivendra Tomar
Managing Director (DIN : 03174406)

Sd/-

Rachit Tandon
Company Secretary

SIGNIFICANT ACCOUNTING POLICIES

1. Background

IFCI Venture ('the Company'), incorporated in New Delhi, India is a Non-Banking Finance Company in the public sector set-up in 1975. IFCI Venture is presently managing one SEBI-registered Venture/ private equity (PE) funds/Alternate Investment Funds (AIF) having two schemes. These funds provide long-term, committed share capital, to help unquoted companies grow and succeed. IFCI Venture derives income from the fund management activities in the form of management fee on the corpus/ outstanding amount of funds and by way of profit on these investments. The Company provides financial support for the diversified growth of Industries across the spectrum in the form of Corporate loans.

1.2 Basis of Preparation of Financial Statements

The financial statements for the year ended March 31, 2020 have been prepared by the Company in accordance with Indian Accounting Standards ("Ind AS") notified by the Ministry of Corporate Affairs, Government of India under the Companies (Indian Accounting Standards) Rules, 2015 and Companies (Indian Accounting Standards) (Amendment) Rules, 2016, as amended from time to time, in this regard.

The accounting policies set out below have been applied consistently to the periods presented in these financial statements.

For periods up to and including the year ended March 31, 2018, the Company presented its financial statements on accrual basis under historical cost convention, and conform in all material aspects to the Generally Accepted Accounting Principles in India ('Indian GAAP' or 'previous GAAP') which encompasses applicable accounting standards relevant provisions of the Companies Act, 2013, the applicable guidelines issued by the Reserve Bank of India (RBI) for Non-Banking Financial Companies, other statutory provisions and regulatory framework.

The financial statements for the year ended March 31, 2019 are the first financial statements of the Company prepared under Ind AS. The accounting policies set out below have been applied consistently to the periods presented in these financial statements.

The financial statements were authorized for issue by the Company's Board of Directors on 20th April, 2020.

1.3 Functional and Presentation currency

These financial statements are presented in Indian Rupees (INR), which is the Company's functional and presentation currency. All amounts have been denominated in lakh and rounded off to the nearest 2 decimals, except when otherwise indicated.

1.4 Basis of measurement

The financial statements have been prepared on a historical cost basis, except for the following material items

- Financial instruments at FVTPL that is measured at fair value
- Net defined benefit (asset)/ liability - fair value of plan assets less present value of defined benefit obligation

1.5 Use of judgements and estimates

In preparing these financial statements, management has made judgements, estimates and assumptions that affect the application of accounting policies and the reported amounts of assets and liabilities (including contingent liabilities and assets) as on the date of the financial statements and the reported income and expenses for the reporting period. Management believes that the estimates used in the preparation of the financial statements are prudent and reasonable. Actual results may differ from these estimates.

Estimates and underlying assumptions are reviewed on an ongoing basis. Revisions to accounting estimates are recognised prospectively.

A. Judgements

Information about the judgements made in applying accounting policies that have the most significant effects on the amounts recognised in the financial statements is included in the following notes:

- Impairment of financial assets: establishing the criteria for determining whether credit risk on the financial assets has increased significantly since initial recognition, determining methodology for incorporating forward looking information into measurement of expected credit loss ('ECL') and selection of models used to measure ECL
- The company has an operating segment "Fund Management" having assets, liabilities, income, expenses and other processes and personnel focussed on managing venture capital funds. Given the exemption from application of equity method to a 'venture capital organisation' which may be a division or section or department or segment within an entity, the company has regarded the "Fund Management" segment as a 'venture capital organisation' and has availed the exemption from application of equity method to all its investments in associates by measuring the investments in associates at fair value through profit or loss. As the company has opted to measure those investments at fair value through profit or loss in separate financial statements and there being no other investments in subsidiaries or joint ventures, no adjustments are required to prepare consolidated financial statements from separate financial statements. These financial statements are, therefore, separate and consolidated financial statements of the company and the group respectively.

B. Assumptions and estimation uncertainties

Information about assumptions and estimation uncertainties that have a significant risk of resulting in a material adjustment in the year ended 31 March 2020 is included in the following notes:

- Impairment of financial instruments: determining inputs into the ECL measurement model, including incorporation of forward looking information including key assumptions used in estimating recoverable cash flows
- Determination of the fair value of financial instruments with significant unobservable inputs
- Measurement of defined benefit obligations: key actuarial assumptions
- Recognition of deferred tax assets: availability of future taxable profit against which carry-forward tax losses can be used

1.6 Significant accounting policies

The Company has consistently applied the following accounting policies to all periods presented in these financial statements.

A. Revenue recognition

- (i) Interest income from financial assets is recognised on an accrual basis using Effective Interest Rate ('EIR') method. The EIR is the rate that exactly discounts the estimated future cash receipts through the expected life of the financial instrument or a shorter period, where appropriate to the net carrying amount of the financial asset. The EIR is computed basis the expected cash flows by considering all the contractual terms of the financial instrument. The calculation includes all fees, transaction costs, and all other premiums or discounts paid or received between parties to the contract that are an integral part of the effective interest rate.

The interest revenue continues to be recognised at the original EIR applied on the gross carrying amount for financial assets (when the asset is not credit impaired).

- (ii) Fee income/expense that are integral to the effective interest rate on a financial asset or financial liability are included in the effective interest rate. Income from Management fees is recognized overtime on the basis of output method of time elapsed.

(iii) Recovery from bad debts written off is recognised as income on the basis of realisation from customers.

B. Financial instruments

I. Initial recognition and measurement

Financial assets and financial liabilities are recognised when the Company becomes a party to the contractual provisions of the instruments.

Financial assets and financial liabilities are initially measured at fair value. Transaction costs that are directly attributable to the acquisition or issue of financial assets and financial liabilities (other than financial assets and financial liabilities at fair value through profit or loss) are added to or deducted from the fair value of the financial assets or financial liabilities, as appropriate, on initial recognition.

II. Classifications and subsequent measurement

Financial assets

On initial recognition, a financial asset is classified as subsequently measured at either amortised cost or fair value through FVTPL, depending on the contractual cash flow characteristics of the financial assets and the Company's business model for managing the financial assets.

Business Model Assessment

The Company makes an objective assessment of the business model in which an asset is held at a portfolio level, because this best reflects the way the business is managed and information is provided to management. The information considered includes:

The stated policies and objectives for the portfolio and the operation of those policies in practice. In particular, whether management's strategy focuses on earning contractual interest revenue, maintaining a particular interest rate profile, matching the duration of the financial assets to the duration of the liabilities that are funding those assets or realising cash flows through the sale of the assets;

The risks that affect the performance of the business model (and the financial assets held within that business model) and how those risks are managed.

Financial assets are not reclassified subsequent to their initial recognition, except if and in the period the Company changes its business model for managing financial assets.

Assessment if contractual cash flows are solely payments of principal and interest

For the purpose of this assessment, 'principal' is defined as the fair value of the financial asset on initial recognition. 'Interest' is defined as consideration for the time value of money and for the credit risk associated with the principal amount outstanding during a particular period of time and for other basic lending risks and costs, as well as profit margin.

In assessing whether the contractual cash flows are solely payments of principal and interest, the Company applies judgement and considers all the contractual terms of the instrument. This includes assessing whether the financial asset contains any contractual term that could change the timing or amount of contractual cash flows such that it would not meet this condition. In making the said assessment, the Company considers prepayment and extension terms, features that modify consideration of the time value of money (e.g. periodical reset of the interest rates).

Financial assets at Amortised Cost

A financial asset is measured at amortised cost only if both of the following conditions are met:

- It is held within a business model whose objective is to hold assets in order to collect contractual cash flows.
- The contractual terms of the financial asset represent contractual cash flows that are solely payments

of principal and interest.

Subsequently, these are measured at amortised cost using the effective interest rate (EIR) method less any impairment losses.

Financial assets at Fair Value through Other Comprehensive Income (FVOCI)

A financial asset is measured at fair value through other comprehensive income if both of the following conditions are met:

- (a) the financial asset is held within a business model whose objective is achieved by both collecting contractual cash flows and selling financial assets and
- (b) the contractual terms of the financial asset give rise on specified dates to cash flows that are solely payments of principal and interest on the principal amount outstanding.

Subsequently, these are measured at fair value and changes therein, are recognised in other comprehensive income. Impairment losses on said financial assets are recognised in other comprehensive income and do not reduce the carrying amount of the financial asset in the balance sheet.

Financial assets at Fair Value through Profit and Loss (FVTPL)

Any financial instrument, which does not meet the criteria for categorisation as at amortised cost or as FVOCI, is classified as at FVTPL.

Subsequently, these are measured at fair value and changes therein, are recognised in profit and loss account.

Investment in Equity Instruments

All equity investments (other than in Subsidiaries and Associates) are subsequently measured at fair value through profit or loss.

Equity instruments which are held for trading are classified as at FVTPL with all changes recognised in Statement of profit and loss.

Financial liabilities and equity instruments

Debt and equity instruments issued by the Company are classified as either financial liabilities or as equity in accordance with the substance of the contractual arrangements and the definitions of a financial liability and an equity instrument.

An equity instrument is any contract that evidences a residual interest in the assets of an entity after deducting all of its liabilities. Equity instruments issued by the Company is recognised at the proceeds received, net of directly attributable transaction costs.

Financial liabilities

Initial recognition and measurement

All Financial Liabilities are recognized at fair value and in case of borrowings, net of directly attributable cost.

Subsequent measurement

a) Financial liabilities at amortised cost:

After initial recognition, financial liabilities other than those which are classified as FVTPL are subsequently measured at amortized cost using the effective interest rate method.

Amortised cost is calculated by taking into account any discount or premium and fees or costs that are an integral part of the EIR. The amortization done using the EIR method is included as finance costs in the Statement of Profit and Loss.

III. Measurement Basis

Amortised cost

Amortised cost is the amount at which the financial asset or financial liability is measured at initial recognition minus the principal repayments, plus or minus the cumulative amortization using the EIR method of discount or premium on acquisition and fees or costs that are an integral part of the EIR and, for financial assets, adjusted for any loss allowance.

Fair Valuation

Fair value is the price that would be received to sell an asset or paid to transfer a liability in an orderly transaction between market participants at the measurement date in the principal or, in its absence, the most advantageous market to which the Company has access at that date. The fair value of a liability reflects its non-performance risk.

When Market price is available, the Company measures the fair value of an instrument using the quoted price in an active market for that instrument. A market is regarded as active if transactions for the asset or liability take place with sufficient frequency and volume to provide pricing information on an ongoing basis.

If there is no quoted price in an active market, then the Company uses valuation techniques that maximize the use of relevant observable inputs and minimize the use of unobservable inputs. The valuation technique incorporates all of the factors that market participants would take into account in pricing a transaction.

IV. De-recognition/Modification of financial assets and financial liabilities

Derecognition of financial assets and financial liabilities

Financial assets

The Company de-recognizes a financial asset only when the contractual rights to the cash flows from the asset expire, or it transfers the financial asset and substantially all risks and rewards of ownership of the asset to another entity.

On de-recognition, any gains or losses on all debt instruments and equity instruments (measured at FVTPL) are recognised in the Statement of Profit and Loss. Gains and losses in respect of debt instruments measured at FVOCI and that are accumulated in OCI are reclassified to profit or loss on de-recognition. Gains or losses on equity instruments measured at FVOCI that are recognised and accumulated in OCI are not reclassified to profit or loss on de-recognition.

Financial liabilities

The Company de-recognizes a financial liability when its contractual obligations are discharged or cancelled, or expired.

Modifications of financial assets and financial liabilities

Financial assets

If the terms of a financial asset are modified, the Company evaluates whether the cash flows of the modified asset are substantially different. If the cash flows are substantially different, then the modification results in derecognition of the original financial asset and new financial asset is recognised at fair value.

If the cash flows of the modified asset are not substantially different, then the modification does not result in de-recognition of the financial asset. In this case, the Company recalculates the gross carrying amount of the financial asset and recognizes the amount arising from adjusting the gross carrying amount as a modification gain or loss in profit or loss. Any costs or fees incurred adjust the carrying amount of the modified financial asset and are amortised over the remaining term of the modified financial asset by recomputing the EIR rate on the instrument.

If such a modification is carried out because of financial difficulties of the borrower, then the gain or loss is

presented together with impairment losses. In other cases, it is presented as interest income.

Financial liabilities

The Company de-recognizes a financial liability when its terms are modified and the cash flows of the modified liability are substantially different. In this case, a new financial liability based on the modified terms is recognised at fair value. The difference between the carrying amount of the financial liability extinguished and the new financial liability with modified terms is recognised in profit or loss.

If the modification is not accounted as derecognition, then the amortised cost of the liability is recalculated by discounting the modified cash flows at the original EIR and the resulting gain or loss is recognized in profit or loss. Any costs or fees incurred adjust the carrying amount of the modified financial liability and are amortised over the remaining term of the modified financial liability by recomputing the EIR rate on the instrument.

V. Offsetting of financial instruments

Financial assets and financial liabilities are offset and the net amount is reported in the balance sheet when the Company has a legally enforceable right to offset the recognised amounts and there is an intention to settle on a net basis, or realize the asset and settle the liability simultaneously.

VI. Impairment of Financial Assets

The Company recognizes impairment allowances for ECL on all the financial assets that are having contractual terms giving rise to solely payments of principal and interest on the principal amount outstanding

ECL are probability weighted estimate of credit losses. They are measured as follows:

- financial assets that are not overdue for more than 30 days – as the present value of all cash shortfalls that are possible within 12 months after the reporting date.
- financial assets with significant increase in credit risk that are overdue for more than 30 days but less than 90 days – as the present value of all cash shortfalls that result from all possible default events over the expected life of the financial asset.
- financial assets that are overdue by 90 days and above – as the difference between the gross carrying amount and the present value of estimated cash flows.
- undrawn loan commitments – as the present value of the difference between the contractual cash flows that are due to the Company if the commitment is drawn down and the cash flows that the Company expects to receive with respect to the financial assets, the Company measures the loss allowance at an amount equal to lifetime expected credit losses. Loss allowances for financial assets measured at amortised cost are deducted from the gross carrying amount of the assets. For financial assets at FVTOCI, the loss allowance is recognised in OCI.

Write-off

Financial assets are written off (either partially or in full) when there is no reasonable expectation of recovering a financial asset in its entirety or a portion thereof. This is generally the case when the Company determines that the borrower does not have assets or sources of income that could generate sufficient cash flows to repay the amounts subject to the write-off. This assessment is carried out at the individual asset level.

However, financial assets that are written off could still be subject to enforcement activities under the Group's recovery procedures, taking into account legal advice where appropriate. Any recoveries made are recognised in profit or loss.

C. Leases

The Company assesses whether a contract contains a lease, at inception of a contract. A contract is, or

contains, a lease if the contract conveys the right to control the use of an identified asset for a period of time in exchange for consideration. To assess whether a contract conveys the right to control the use of an identified asset, the Company assesses whether

- (i) the contract involves the use of an identified asset
- (ii) the Company has substantially all of the economic benefits from use of the asset through the period of the lease and
- (iii) the Company has the right to direct the use of the asset.

At the date of commencement of the lease, the Company recognizes a right-of-use asset ("ROU") and a corresponding lease liability for all lease arrangements in which it is a lessee, except for leases with a term of twelve months or less (short-term leases) and low value leases. For these short term and low value leases, the Company recognizes the lease payments as an operating expense on a straight-line basis over the term of the lease.

Certain lease arrangements includes the options to extend or terminate the lease before the end of the lease term. ROU assets and lease liabilities includes these options when it is reasonably certain that they will be exercised.

The right-of use assets are initially recognized at cost, which comprises the initial amount of the lease liability adjusted for any lease payments made at or prior to the commencement date of the lease plus any initial direct costs less any lease incentives. They are subsequently measured at cost less accumulated depreciation and impairment losses

Right-of-use assets are depreciated from the commencement date on a straight line basis over the shorter of the lease term and useful life of the underlying asset. Right of use assets are evaluated for recoverability whenever events or changes in circumstances indicate that their carrying amounts may not be recoverable. For the purpose of impairment testing, the recoverable amount (i.e.the higher of the fair value less cost to sell and the value-in-use) is determined on an individual asset basis unless the asset does not generate cashflows that are largely independent of those from other assets. In such cases, the recoverable amount is determined for the Cash Generating Unit (CGU) to which the asset belongs.

The lease liability is initially measured at amortized cost at the present value of the future lease payments. The lease payments are discounted using the interest rate implicit in the lease or, if not readily determinable, using the incremental borrowing rates in the country of domicile of these leases. Lease liabilities are remeasured with a corresponding adjustment to the related right of use asset if the Company changes its assessment if whether it will exercise an extension or a termination option. Lease liability and ROU asset have been separately presented in the Balance Sheet and lease payments have been classified as financing cash flows.

D. Employee benefits

i. Short term employee benefits

Short term employee benefits are expensed as the related service is provided. A liability is recognised for the amount expected to be paid if the Company has a present legal or constructive obligation to pay this amount as a result of past service provided by the employee and the obligation can be estimated reliably.

ii. Post Employment benefits

a. Defined contribution plans

Provident Fund

The Company pays fixed contribution to Provident Fund at predetermined rates to EPFO.

b. Defined benefit plans**Gratuity**

The Company has a defined benefit employee scheme in the form of Gratuity. The Trustees of the scheme have entrusted the administration of related fund to LIC. Expense for the year is determined on the basis of actuarial valuation of the Company's year-end obligation in this regard and the value of year end assets of the scheme. Contribution is deposited with LIC based on intimation received by the Company.

The Company's net obligation in respect of defined benefit plans is calculated separately for each plan by estimating the amount of future benefit that employees have earned in return for their service in the current costs and the fair value of any plan assets, if any is deducted.

The present value of the obligation under such defined benefit plan is determined based on actuarial valuation using the Projected Accrued Benefit Method (same as Projected Unit Credit Method), which recognizes each period of service as giving rise to additional unit of employee benefit entitlement and measures each unit separately to build up the final obligation.

The obligation is measured at the present value of the estimated future cash flows. The discount rates used for determining the present value of the obligation under defined benefit plan, are based on the market yields on Government securities as at the balance sheet date. When the calculation results in a potential asset for the Company, the recognised asset is limited to the present value of economic benefits available in the form of any future refunds from the plan or reductions in future contribution to the plan.

The change in defined benefit plan liability is split into changes arising out of service, interest cost and re-measurements and the change in defined benefit plan asset is split between interest income and re-measurements. Changes due to service cost and net interest cost / income is recognized in the statement of profit and loss. Re-measurements of net defined benefit liability / (asset) which comprise of the below are recognized in other comprehensive income:

- Actuarial gains and losses;
- The return on plan assets, excluding amounts included in net interest on the net defined benefit liability (asset)

iii. Other long term employee benefits

Benefits under the Company's leave encashment and leave fare concession constitute other long term employee benefits. The Company's net obligation in respect of leave encashment is the amount of future benefit that employees have present value, and the fair value of any related assets is deducted. The calculation is performed using the projected unit credit method. Any actuarial gains or losses are recognized in profit or loss in the period in which they arise. Provision for Leave fare concession is being made on actuarial valuation basis.

E. Income Taxes

Income-tax expense comprises of current & previous year tax adjustments (i.e. amount of tax for the period determined in accordance with the income tax law) and deferred tax charge or credit (reflecting the tax effects of temporary differences between tax base and book base). It is recognised in profit or loss except to the extent that it relates to a business combination, or items recognised directly in equity or in OCI.

(i) Current tax& previous year tax adjustment

Current tax is measured at the amount expected to be paid in respect of taxable income for the year in accordance with the Income Tax Act, 1961. Current tax comprises the tax payable on the taxable income or loss for the year and any adjustment to the tax payable in respect of previous years. It is measured using tax rates enacted or substantively enacted at the reporting date. Minimum alternative

tax ('MAT') under the provisions of the Income Tax Act, 1961 is recognised as current tax in the statement of profit and loss.

Current tax assets and liabilities are offset only if, the Company:

- a) has a legally enforceable right to set off the recognised amounts; and
- b) intends either to settle on a net basis, or to realize the asset and settle the liability simultaneously.

(ii) Deferred tax

Deferred tax is recognised in respect of temporary differences between the carrying amounts of assets and liabilities for financial reporting purposes and the amounts used for taxation purposes. Deferred tax assets are reviewed at each reporting date and based on management's judgement, are reduced to the extent that it is no longer probable that the related tax benefit will be realised; such reductions are reversed when the probability of future taxable profits improves.

Unrecognized deferred tax assets are reassessed at each reporting date and recognised to the extent that it has become probable that future taxable profits will be available against which they can be used. Deferred tax is measured at the tax rates that are expected to be applied to temporary differences when they reverse, using tax rates enacted or substantively enacted at the reporting date.

The measurement of deferred tax reflects the tax consequences that would follow from the manner in which the Company expects, at the reporting date, to recover or settle the carrying amount of its assets and liabilities.

Deferred tax assets and liabilities are offset only if the Company:

- a) has a legally enforceable right to set off current tax assets against current tax liabilities; and
- b) the deferred tax assets and the deferred tax liabilities relate to income taxes levied by the same taxation authority.

The credit available under the Act in respect of MAT paid is recognised as an asset only when and to the extent there is convincing evidence that the Company will pay normal income tax during the period for which the MAT credit can be carried forward for set-off against the normal tax liability. MAT credit recognised as an asset is reviewed at each balance sheet date and written down to the extent the aforesaid convincing evidence no longer exists.

F. Property, plant and equipment and Investment property

Recognition and measurement

Property, plant and equipment held for use or for administrative purposes, are stated in the balance sheet at cost less accumulated depreciation and accumulated impairment losses. The cost includes non-refundable taxes, duties, freight and other incidental expenses related to the acquisition and installation of the respective assets.

Depreciation

Depreciation is provided using the straight line method over useful life estimated by the management. Depreciation is calculated on pro-rata basis, including the month of addition and excluding the month of sale/disposal. Leasehold improvements are amortised over the underlying lease term on a straight line basis. Residual value in respect of Buildings and Vehicles is considered as 5% of the cost and in case of other assets `Nil'.

The estimated useful lives, residual values and depreciation method are reviewed at the end of each reporting period, with the effect of any changes in estimate accounted for on a prospective basis.

De-recognition

An item of property, plant and equipment or investment property is de-recognized upon disposal or when no future economic benefits are expected to arise from the continued use of the asset. Any gain or loss

arising on the disposal of an item of property, plant and equipment or investment property is determined as the difference between the sales proceeds and the carrying amount of the asset and is recognised in profit or loss.

Transition to Ind AS

The Company has elected to continue with the carrying value of all of its property, plant and equipment and investment property recognised as of April 1, 2017 (the transition date) measured as per the previous GAAP and use such carrying value as its deemed cost as of the transition date.

G. Intangible assets

Recognition and measurement

Intangible assets are recognized at cost of acquisition which includes all expenditure that can be directly attributed or allocated on a reasonable and consistent basis, to create, produce or making the asset ready for its intended use.

Amortization

Amortization is recognized on a straight-line basis over their estimated useful lives. The estimated useful life and amortization method are reviewed at the end of each reporting period, with the effect of any changes in estimate being accounted for on a prospective basis.

De-recognition

An intangible asset is de-recognized on disposal, or when no future economic benefits are expected from use or disposal. Gains or losses arising from de-recognition of an intangible asset, measured as the difference between the net disposal proceeds and the carrying amount of the asset, is recognised in profit or loss when the asset is de-recognized.

Transition to Ind AS

The Company has elected to continue with the carrying value of all of its intangible asset recognised as of April 1, 2017 (the transition date) measured as per the previous GAAP and use such carrying value as its deemed cost as of the transition date.

H. Impairment of non-financial assets

At each reporting date, the Company reviews the carrying amount of its non financial assets (other than assets held for sale and deferred tax assets) to determine whether there is any indication of impairment. If any such indication exists, then the asset's recoverable amount is estimated.

I. Provisions and contingencies related to claims, litigation, etc.

Provisions are recognised when the Company has a legal and constructive obligation as a result of a past event, for which it is probable that cash outflow will be required and a reliable estimate can be made of the amount of the obligation. Provisions are measured at the present value of management's best estimate of the expenditure required to settle the present obligation at the end of the reporting period. The discount rate used to determine the present value is a pre-tax rate that reflects current market assessments of the time value of money and the risks specific to the liability.

J. Contingent liabilities and contingent assets

A contingent liability exists when there is a possible but not probable obligation, or a present obligation that may, but probably will not, require an outflow of resources, or a present obligation whose amount cannot be estimated reliably. Contingent liabilities do not warrant provisions, but are disclosed unless the possibility of outflow of resources is remote. Contingent assets are disclosed in the financial statements where an inflow of economic benefits is probable.

K. Cash and cash equivalent

Cash and cash equivalent in the balance sheet comprise cash at banks and on hand and short-term deposits with an original maturity of three months or less, which are subject to an insignificant risk of changes in value.

For the purpose of the statement of cash flows, cash and cash equivalents consist of cash and short-term deposits, as defined above, net of outstanding bank overdrafts as they are considered an integral part of the entity's cash management.

L. Segment reporting

Operating segments are reported in a manner consistent with the internal reporting provided to the Chief Operating Decision Maker (CODM) of the company. The CODM is responsible for allocating resources and assessing performance of the operating segments of the Company. Refer note 39d for details on segment information presented.

M. Earnings Per Share

Basic earnings per share is calculated by dividing the profit or loss for the period attributable to the equity holders of the company by the weighted average number of ordinary shares outstanding during the year. For the purpose of calculating diluted earnings per share, the net profit or loss for the period attributable to equity shareholders and the weighted average number of shares outstanding during the period are adjusted for the effects of all dilutive potential equity shares.

N. Assets held for sale

Assets are classified as held for sale if it is highly probable that they will be recovered primarily through sale rather than through continuing use. Such assets measured at the lower of their carrying amount and fair value less cost to sell with gains and losses on remeasurement recognised in profit or loss. Once classified as held for sale, assets are no longer amortised, depreciated or impaired.

O. Accounting policy on investment in associates

The company has investment in associates in which it has 20 per cent or more of shareholding and therefore has been regarded as an associate. The company has measured the investments in associates at fair value through profit or loss in its separate financial statements. If any investment is held for sale, then shall measure it at the lower of its carrying amount and fair value less costs to sell.

P. Impairment of financial assets

The Company has applied the impairment requirements of Ind AS 109 retrospectively. At the date of transition to Ind AS, an entity shall use reasonable and supportable information that is available without undue cost or effort to determine the credit risk at the date that financial instruments were initially recognised (or for loan commitments and financial guarantee contracts the date that the entity became a party to the irrevocable commitment) and compare that to the credit risk at the date of transition to Ind AS.

The ECL working assumes that there is a significant increase in credit risk if the asset is overdue for 30 days or more and therefore, ECL is measured on lifetime basis for such assets. For assets overdue for less than 30 days, it is assumed that there is no significant increase in credit risk and therefore ECL for such assets is measured at the probability of default occurring within next 12 months.

IMPAIRMENT OF FINANCIAL ASSETS (EXPECTED CREDIT LOSS MODEL)

The company determines significant increase in credit risk on a financial asset subject to impairment requirements as per expected credit loss method if the cash flows from the financial instrument are overdue by 30 days or more.

The company considers default when the principal or interest cash flows on a financial asset is overdue by 90 days or more. The company provides lifetime expected credit losses on financial assets that are overdue by 30 or more. Financial assets that are overdue by 90 days or more are considered to be credit-impaired.

The company recognises interest on effective interest rate for all financial assets whether credit-impaired or nor credit-impaired. For credit-impaired financial assets, interest is recognised on the carrying amount remaining after deducting loss allowance. For the purposes of calculating expected credit losses, the company groups the financial assets based on similarity of type of financial asset such as corporate loan or personal loan, type of security such as loan against property and loan against shares, credit rating as at the reporting date and schedule of payment contractually specified such as monthly or quarterly. However, the credit losses are calculated on individual instrument level and not group level.

The credit loss calculated at individual instrument level is then adjusted for the probability that the party may default with 12 months if the financial asset is overdue by less than 30 days and also by the risk weights based on gross exposure that includes loan commitments and credit risk rating grades. The company considers GDP growth rate and unemployment rate over a period of 10 years.

Empirically, there is a negative correlation between GDP growth rate and non-performing asset rate and a positive correlation between unemployment rate and non-performing asset rate. Any negative effect of GDP growth rate and unemployment rate is adjusted in the risk weights applied to the credit loss calculated at instrument level.

The company calculates credit loss based on the regression analysis of contractual and actual cash flows till the end of the reporting period. The calculation of credit loss looks into the future, that is after the end of the reporting period by considering contractual and actual cash flows till the end of latest month for which receipt information is available.

Actual cash flows beyond the month for which the receipt information is available is estimated based on regression equation. Credit loss is the present value of cash shortfalls from the end of the reporting period to the end of the contractual period. The adjusted credit loss is then compared with the present value of the collateral as on the reporting date and estimate of legal costs to be incurred for realization of security to determine the expected credit losses to recognised as loss allowance.

The present value of the collateral and legal costs is estimated beyond the contractual period if required. Any increase / decrease in loss allowance for financial assets measured at amortised cost is recognised in profit or loss for the period. Expected credit losses are considered based on the credit rating as at the end of the reporting period. Therefore, any change in the credit rating for that instrument may result in change in the risk weights applied to the credit loss calculated based on regression analysis of the contractual and actual cash flows over the period of the contract.

1.7 Correction of prior period error

While Conducting the Supplementary Audit of the financial statements for the year ended 31 March,2019 under section 143(6)(a) of the Companies Act 2013, by the Comptroller and Auditor General of India (CAG), a clerical error was observed in adjusting/calculating interest accrued and interest received on Loan and Advances (Asset) and bad debts written off with consequential impact on Deferred Tax Assets and Reversal of DTA. This had resulted in understatement of interest income by Rs. 4.65 crores and overstatement of expenses by Rs. 0.81 crore. Consequently, loss for the period had been overstated and Loans & Advances had been understated by Rs.5.46 crores and due to overstated loss, Reversal of Deferred tax asset was short by Rs.1.51 crores.

The management has considered that the aforesaid prior period error is material and it should be corrected by restating each of the affected financial statements line items for that period.

The relevant extracts of the Ind AS financial statements after the correction of the aforesaid errors is as given below:

(₹ in lakh)

Extract of Balance Sheet	As at 31st March, 2019	As at 31st March, 2019 (Restated)
Loans (Refer Note No.5)		
Loans and Advances (Considered good)	30,882.89	31,428.67
Deferred tax assets (Net) (Refer Note No.9)		
Deferred tax assets (Net)	4,060.99	3,909.16
Extract from statement of profit and loss	As at 31st March, 2019	As at 31st March, 2019 (Restated)
Interest income (Refer Note No.22)		
Interest on Loans	4,208.53	4,673.36
Other expenses (Refer Note No.32)		
Bad Debts Written Off	6,868.11	6,787.16
Deferred Tax		
Reversal of Deferred Tax Assets	1,573.29	1,725.13
Extract from Statement of changes in other equity		As at 31st March, 2019 (Restated)
Retained earning balance as at 01.04.2018		5,830.41
Total Comprehensive Income for the year		(3,294.28)
Interim Dividend-Equity		(150.93)
Dividend Distribution Tax		(31.02)
Impact of correction of error		393.94
Retained earning balance as at 31.03.2019		2,748.13

2. Cash and Cash Equivalents

(₹ in lakh)

Particulars	As at March 31, 2020	As at March 31, 2019 (Restated)
Cash in hand (including postage stamps)	0.24	0.00
Balances with Banks		
- Bank Balance	40.96	121.38
- Bank Deposits with original maturity of less than three months	297.63	-
Total	338.83	121.38

3. Balances with Banks

(₹ in lakh)

Particulars	As at March 31, 2020	As at March 31, 2019 (Restated)
Bank Balances	100.00	-
Total	100.00	-

4. Receivables

(₹ in lakh)

Particulars	As at March 31, 2020	As at March 31, 2019 (Restated)
(I) Trade Receivables		
Fees receivable - considered good	11.71	-
	11.71	-
(II) Other receivables		
Unsecured - considered good	-	-
Unsecured - doubtful	6.83	-
Others	3.12	8.38
	9.95	8.38
Less : Allowance for Impairment loss	6.83	-
	3.12	8.38
Total	14.83	8.38

5. Loans

(₹ in lakh)

Particulars	As at March 31, 2020					Total
	Amotised Cost	At Fair Value			Subtotal	
		Through Other Comprehensive Income	Through profit or loss	Designated at fair value through profit or loss		
(1)	(2)	(3)	(4)	(5=2+3+4)	(6=1+5)	
(A)						
(i) Term Loan						
- Loans and Advances (Considered good)	4,089.01	-	-	-	-	4,089.01
- Loan and Advances (Doubtful)	21,975.68	-	-	-	-	21,975.68
(ii) Others (to be specified)						-
Total (A) Gross	26,064.69					26,064.69
Less: Impairment loss allowance	10,863.70	-	-	-	-	10,863.70
Total (A) Net	15,200.99					15,200.99
(B)						
(i) Secured by tangible assets and intangible assets	21,898.87	-	-	-	-	21,898.87
(ii) Covered by Bank/Government Guarantee	-	-	-	-	-	-
(iii) Unsecured	4,165.82	-	-	-	-	4,165.82
Total (B) Gross	26,064.69					26,064.69
Less: Impairment loss allowance	10,863.70	-	-	-	-	10,863.70
Total (B) Net	15,200.99					15,200.99
(C) Loans in India						
(i) Public Sector	-	-	-	-	-	-
(ii) Others	26,064.69	-	-	-	-	26,064.69
Total (C) Gross	26,064.69					26,064.69
Less: Impairment loss allowance	10,863.70	-	-	-	-	10,863.70
Total (C) Net	15,200.99					15,200.99

(₹ in lakh)

Particulars	As at March 31, 2019 (Restated)					Total
	Amotised Cost	At Fair Value			Subtotal	
		Through Other Comprehensive Income	Through profit or loss	Designated at fair value through profit or loss		
(1)	(2)	(3)	(4)	(5=2+3+4)	(6=1+5)	
(A)						
(i) Term Loans						
- Loans and Advances (Considered good)	13,423.07	-	-	-	-	13,423.07
- Loan and Advances (Doubtful)	18,005.60	-	-	-	-	18,005.60
(ii) Others (to be specified)						-
Total (A) Gross	31,428.67					31,428.67
Less: Impairment loss allowance	9,288.27	-	-	-	-	9,288.27
Total (A) Net	22,140.41					22,140.41
(B)						
(i) Secured by tangible assets and intangible assets	28,660.98	-	-	-	-	28,660.98
(ii) Covered by Bank/Government Guarantee	-	-	-	-	-	-
(iii) Unsecured	2,767.69	-	-	-	-	2,767.69
Total (B) Gross	31,428.67					31,428.67
Less: Impairment loss allowance	9,288.27	-	-	-	-	9,288.27
Total (B) Net	22,140.41					22,140.41
(C) Loans in India						
(i) Public Sector	-	-	-	-	-	-
(ii) Others	31,428.67	-	-	-	-	31,428.67
Total (C) Gross	31,428.67					31,428.67
Less: Impairment loss allowance	9,288.27	-	-	-	-	9,288.27
Total (C) Net	22,140.41					22,140.41

6. Investments

(₹ in lakh)

Particulars	As at March 31, 2020						As at March 31, 2019 (Restated)						
	Amortised Cost	At Fair Value			Total	Other	Amortised Cost	At Fair Value			Subtotal	Other	Total
		Through Other Comprehensive Income	Through profit or loss	Designated at fair value through profit or loss				Through Other Comprehensive Income	Through profit or loss	Designated at fair value through profit or loss			
(1)	(2)	(3)	(4)	(7=1+5+6)	(6)	(1)	(2)	(3)	(4)	(5=2+3+4)	(6)	(7=1+5+6)	
Government Securities	-	-	-	-	-	-	-	-	-	-	-	-	
Other approved securities	-	-	-	-	-	-	-	-	-	-	-	-	
Debt securities													
- Inter Group Balances													
- Bonds - Tax free bonds of IFCI Ltd of Rs. 10,00,000 each	500.05	-	-	-	500.05	500.05	-	-	-	-	-	500.05	
- Bonds - Taxable IFCI Ltd of Rs. 1000 each	1,586.44	-	-	-	1,586.44	1,455.75	-	-	-	-	-	1,455.75	
Equity instruments													
- Biotech Consortium Ltd.	-	-	-	-	-	-	-	-	-	-	-	-	
- Jangipur Bengal Mega Food Park Ltd	-	420.00	-	-	420.00	-	-	418.74	-	418.74	-	418.74	
- Him Teknoforge Ltd	-	211.39	-	-	211.39	211.39	-	-	-	-	-	-	
- Deltronix India Ltd	-	-	-	-	-	-	-	-	-	-	-	-	
- Camation Auto India Pvt Ltd	-	-	-	-	-	-	-	-	-	-	-	-	
CCD/OCDO/OCPS instruments													
- Deltronix India Ltd (OCPS)	-	-	-	-	-	-	-	-	-	-	-	-	
- Camation Auto India Pvt Ltd (OCD)	-	-	-	-	-	-	-	-	-	-	-	-	
Subsidiaries													
Associates													
- Units of Venture Funds													
(Rs.10 each fully paid up)													
'- Green India Venture Fund (GIVF)	-	-	-	-	-	-	-	306.46	-	306.46	-	306.46	
'- India Enterprise Development Fund (IEDF)	-	-	-	-	-	-	-	327.73	-	327.73	-	327.73	
'- India Automotive Component Manufacturers	-	-	-	-	-	-	-	4.73	-	4.73	-	4.73	
'- Venture Capital fund for backward classes	-	506.55	-	-	506.55	-	-	500.00	-	500.00	-	500.00	
Joint Ventures													
Others (Specify)													
Mutual Funds													
Investment in Liquid Funds	-	3,430.14	-	-	3,430.14	-	-	2,328.05	-	2,328.05	-	2,328.05	
Total Gross (A)	2,086.49	4,568.08	4,568.08	4,568.08	6,654.57	1,955.80	3,885.71	3,885.71	3,885.71	3,885.71	3,885.71	5,841.51	
(i) Overseas Investments	-	-	-	-	-	-	-	-	-	-	-	-	
(ii) Investments in India	2,086.49	4,568.08	4,568.08	4,568.08	6,654.57	1,955.80	3,885.71	3,885.71	3,885.71	3,885.71	3,885.71	5,841.51	
Total (B)	2,086.49	4,568.08	4,568.08	4,568.08	6,654.57	1,955.80	3,885.71	3,885.71	3,885.71	3,885.71	3,885.71	5,841.51	
Less: Allowance for impairment loss (C)	-	-	-	-	-	-	-	-	-	-	-	-	
Total Net D= (A)- (C)	2,086.49	4,568.08	4,568.08	4,568.08	6,654.57	1,955.80	3,885.71	3,885.71	3,885.71	3,885.71	3,885.71	5,841.51	
Foot Note													

- Liquid Fund in Current Period includes SBI PLF-Dir Plan Growth No. of Units: 24,612,520 NAV: Rs.3,109,0184 Cost: Rs. 7,61,00,000/- and HDFC Liquid Fund Growth No. of Units: 68,619,835 NAV: Rs.3,883.6185 Cost: Rs.26,29,84,174.66/-.
- Liquid Fund in Corresponding Period SBI PLF-Dir Plan Growth No. of Units: 91917,905 NAV: Rs. 2724.39 Cost: Rs. 25,00,00,000/-.
- During the year, The Company has written off Rs. 43,08,82,748 against the unrealized loss on investments Rs.44,48,46,611 which was accounted /charged for in the profit and Loss accounts in the earlier years.
- The values shown in the notes are as per IND AS and stands at Fair value/ Cost of acquisition and do not reflect the outstanding dues payable by the Investee Companies.

7. Other Financial Assets

(₹ in lakh)

Particulars	As at	As at
	March 31, 2020	March 31, 2019 (Restated)
Loan to others		
-Loans to Staff (Secured)	8.31	8.49
-Others (Unsecured and considered good)	0.15	0.15
Total	8.46	8.64

8. Current Tax Assets (Net)

(₹ in lakh)

Particulars	As at	As at
	March 31, 2020	March 31, 2019 (Restated)
Current tax assets (Net)	458.39	301.40
Total	458.39	301.40

Refer Note no. 33(b)

9. Deferred Tax Assets (Net)

(₹ in lakh)

Particulars	As at	As at
	March 31, 2020	March 31, 2019 (Restated)
Deferred tax assets (Net)	4,644.40	3,909.16
Total	4,644.40	3,909.16

Refer Note no. 33(a)

10. Property, plant and equipment

(₹ in lakh)

Particulars	Computers & Servers	Office Equipments	Furniture & Fixtures	Property	Equipment / Furniture & Fittings	Assets on lease	Total
	At cost or fair value at the beginning of the year at 01/04/2018	2.13	-	1.78	-	-	-
Additions	0.46	-	2.38	-	-	-	2.83
Acquisitions	-	-	-	-	-	-	-
Revaluation adjustment, if any	-	-	-	-	-	-	-
Disposals	-	-	-	-	-	-	-
Reclassification from/to held for sale	-	-	-	-	-	-	-
Other adjustments (please specify)	-	-	-	-	-	-	-
At cost or fair value at the end of the year at 31/03/2019	2.59	-	4.16	-	-	-	6.75
Additions	19.72	-	1.42	-	-	-	21.15
Acquisitions	-	-	-	-	-	-	-
Revaluation adjustment, if any	-	-	-	-	-	-	-
Disposals	-	-	-	-	-	-	-
Reclassification from/to held for sale	-	-	-	-	-	-	-
Other adjustments (please specify)	-	-	-	-	-	-	-
At cost or fair value at the end of the year at 31/03/2020	22.31	-	5.58	-	-	-	27.90

Accumulated dep.

Particulars	Accumulated Dep. On Computers & Servers	Accumulated Dep. On Office Equipments	Accumulated Dep. On Furniture & Fixtures	Accumulated Dep. On Property*	Accumulated Dep. On Equipment / Furniture & Fittings	Accumulated Dep. On Assets on lease	Total
Accumulated depreciation and impairment as at the beginning of the year as at 01/04/2018	1.63	-	0.13	-	-	-	1.75
Depreciation for the year	0.56	-	0.37	-	-	-	0.94
Disposals	-	-	-	-	-	-	-
Impairment/(reversal) of impairment	-	-	-	-	-	-	-
Reclassification from/to held for sale	-	-	-	-	-	-	-
Other adjustments (please specify)	-	-	-	-	-	-	-
Accumulated depreciation and impairment as at the end of the year 31/03/2019	2.19	-	0.50	-	-	-	2.69
Depreciation for the year	1.66	-	0.52	-	-	-	2.17
Disposals	-	-	-	-	-	-	-
Impairment/(reversal) of impairment	-	-	-	-	-	-	-
Reclassification from/to held for sale	-	-	-	-	-	-	-
Other adjustments (please specify)	-	-	-	-	-	-	-
Accumulated depreciation and impairment as at the end of the year 31/03/2020	3.85	-	1.02	-	-	-	4.87
Net carrying amount at the beginning of the year as at 01/04/2018	0.51	-	1.66	-	-	-	2.16
Net carrying amount as at the end of the year as at 31/03/2019	0.40	-	3.66	-	-	-	4.06
Net carrying amount as at the end of the year as at 31/03/2020	18.47	-	4.56	-	-	-	23.03

11. Other Intangible assets

(₹ in lakh)

Particulars	Computer & Server	Total
At cost or fair value at the beginning of the year as at 01/04/2018	0.21	0.21
Additions	-	-
Acquisitions	-	-
Revaluation adjustment, if any	-	-
Disposals	-	-
At cost or fair value at the end of the year at 31/03/2019	0.21	0.21
Additions	-	-
Acquisitions	-	-
Revaluation adjustment, if any	-	-
Disposals	-	-
At cost or fair value at the end of the year at 31/03/2020	0.21	0.21
Particulars	Accumulated Dep. On Computers & Servers	Total
Accumulated depreciation and impairment as at the beginning of the year as at 01/04/2018	0.07	0.07
Depreciation for the year	0.07	0.07
Disposals	-	-
Impairment/(reversal) of impairment	-	-
Accumulated depreciation and impairment as at the end of the year 31/03/2019	0.13	0.13
Depreciation for the year	0.07	0.07
Disposals	-	-
Impairment/(reversal) of impairment	-	-
Accumulated depreciation and impairment as at the end of the year 31/03/2020	0.20	0.20
Net carrying amount at the beginning of the year as at 01/04/2018	0.14	0.14
Net carrying amount as at the end of the year as at 31/03/2019	0.07	0.07
Net carrying amount as at the end of the year as at 31/03/2020	0.00	0.00

12. Other Non-Financial Assets

(₹ in lakh)

Particulars	As at March 31, 2020	As at March 31, 2019 (Restated)
(a) Pre-paid Expenses	0.78	5.69
(b) GST Credit	4.69	10.01
Total	5.47	15.70

13. Assets classified as held for sale

(₹ in lakh)

Particulars	As at March 31, 2020	As at March 31, 2019 (Restated)
Investment in Associates	750.31	-
Total	750.31	-

14. Payables

(₹ in lakh)

Particulars	As at March 31, 2020	As at March 31, 2019 (Restated)
(1) Trade Payables		
(i) total outstanding dues of micro enterprises and small enterprises	-	-
(ii) total outstanding dues of creditors other than micro enterprises and small enterprises	-	-
(2) Other Payables		
(i) total outstanding dues of micro enterprises and small enterprises	-	-
(ii) total outstanding dues of creditors other than micro enterprises and small enterprises	79.02	77.14
Total	79.02	77.14

15. Debt Securities

(₹ in lakh)

Particulars	As at March 31, 2020				As at March 31, 2019 (Restated)			
	At Amortised Cost	At Fair Value through profit or loss	Designated at Fair Value through Profit or Loss	Total	At Amortised Cost	At Fair Value through profit or loss	Designated at Fair Value through Profit or Loss	Total
	(1)	(2)	(3)	(4=1+2+3)	(1)	(2)	(3)	(4=1+2+3)
Bonds								
200 Bonds of Rs. 10,00,000 each secured	2,101.79	-	-	2,101.79	2,101.78	-	-	2,101.78
1510 Bonds of Rs. 1,00,000 each unsecured	1,527.64	-	-	1,527.64	1,527.64	-	-	1,527.64
596 Bonds of Rs. 1,00,000 each unsecured	598.85	-	-	598.85	598.85	-	-	598.85
583 Bonds of Rs. 10,00,000 each- secured	5,945.04	-	-	5,945.04	5,945.04	-	-	5,945.04
Total (A)	10,173.31	-	-	10,173.31	10,173.31	-	-	10,173.31
Debt securities in India	10,173.31	-	-	10,173.31	10,173.31	-	-	10,173.31
Debt securities outside India	-	-	-	-	-	-	-	-
Total (B)	10,173.31	-	-	10,173.31	10,173.31	-	-	10,173.31

Foot-Notes

1. Issuer	IFCI Venture Capital Funds Ltd.		
Issue size	Rs. 20 Crores		
Face Value	Rs. 1,000,000.00 (Rupees Ten Lakh) per bond		
Tenure & Redemption	At end of 10 Years from date of allotment i.e. 10th October, 2024		
Coupon Rate	10.80% p.a. annual		
Security	Pari-pasu charge on Book Debts		
Interest Payment	Interest shall be made annually on 10th October		
2. Issuer	IFCI Venture Capital Funds Ltd.		
Issue size	Up to Rs. 15.10 Crores including green shoe option of Rs. 0.10 Crores		
Face Value	Rs. 1,00,000.00 (Rupees One Lakh) per bond		
Tenure	10 Years		
Put Call	At par at the end of 5th year from the date of allotment		
Redemption	At par at the end of 10th year from deemed date of allotment i.e 18th February, 2023		
Coupon Rate	10.15% p.a. annual		
Interest Payment	Interest shall be made annually on 18th February		
3. Issuer	IFCI Venture Capital Funds Ltd.		
Issue size	Up to Rs. 64.20 Crores including green shoe option of Rs. 39.20 Crores		
Face Value	Rs. 1,00,000.00 (Rupees One Lakh) per bond		
Option	Option – 1	Option – 2	
Tenure	5 Years	10 Years	
Put Call	Nil	At par at the end of 7th Year	
Redemption	At par at the end of 5th year from deemed date of allotment i.e 16th October, 2017 - redeemed	At par at the end of 10th year from deemed date of allotment i.e 16th October, 2022	
Coupon Rate:	10.25% p.a. (semi-annual)		
Interest Payment:	Interest shall be made on Semi-Annual basis on 15th March and 15th September every year		
4. Issuer	IFCI Venture Capital Funds Ltd.		
Issue size	Up to Rs. 100 Crores including Green shoe option		
Security	First Pari Pasu charge on the receivables of the Company to the extent of 125% of the outstanding Bonds at any point of time, during the currency of the Bonds		
Face Value	Rs. 10,00,000.00 (Rupees Ten Lakh) per bond		
Option	Option -1	Option - 2	Option - 3
Tenure	10 Years	10 Years	3 Years
Put Call	At par at the end of 3rd year, 5th year & 7th Year respectively.	At par at the end of 5th year & 7th Year respectively	At par at the end of 1st year & 2nd year respectively
Redemption	At par on exercising put/call option at the end of 3rd year or 5th year or 7th year or at	At par on exercising put/call option at the end of 5th year or 7th year or at	At par on exercising put/call option at the end of 1st year or 2nd year or

	the end of 10th year from deemed date of allotment, whichever is earlier i.e 24th January, 2022	the end of 10th year from deemed date of allotment, whichever is earlier i.e 24th January, 2022	at the end of 3rd year from deemed date of allotment, whichever is earlier i.e 24th January, 2015
Coupon Rate	10.75% p.a.		

5. Long Term borrowings from Banks are secured by hypothecation of Book debts on pari passu basis between these Banks, banks from which cash credit facilities have been availed and Investors in Secured bonds.

16. Borrowings (Other than Debt Securities)

(₹ in lakh)

Particulars	As at March 31, 2020				As at March 31, 2019 (Restated)			
	At Amortised Cost	At Fair Value through profit or loss	Designated at Fair Value through Profit or Loss	Total	At Amortised Cost	At Fair Value through profit or loss	Designated at Fair Value through Profit or Loss	Total
	1)	2)	3)	(4=1+2+3)	1)	2)	3)	(4=1+2+3)
(a) Term Loans								
(i) from Banks		-	-		5,190.07	-	-	5,190.07
(b) Deferred payment liabilities	-	-	-	-	-	-	-	-
(c) Loan from related parties-IFCL Ltd	-	-	-	-	-	-	-	-
(d) Finance Lease Obligations	-	-	-	-	-	-	-	-
(e) Liability component of compound financial instruments	-	-	-	-	-	-	-	-
(f) Loans repayable on demand								
(i) from Banks-credit facilities	-	-	-	-	-	-	-	-
(ii) from other Parties	-	-	-	-	-	-	-	-
Total		-	-		5,190.07	-	-	5,190.07
Borrowings in India		-	-		5,190.07	-	-	5,190.07
Borrowings outside India	-	-	-	-	-	-	-	-
Total		-	-		5,190.07	-	-	5,190.07

Foot-notes: All Borrowings has been repaid during the year

17. Current Tax Liabilities (Net)

(₹ in lakh)

Particulars	As at March 31, 2020	As at March 31, 2019 (Restated)
Provision for Tax (Net of Advance Tax & TDS)	-	-
Total	-	-

18. Provisions

(₹ in lakh)

Particulars	As at March 31, 2020	As at March 31, 2019 (Restated)
Provision for Employee benefits	255.52	184.31
Provision of expenses	-	0.50
General Provision (COVID-19)	103.78	-
Total	359.30	184.81

19. Other Non-Financial Liabilities

(₹ in lakh)

Particulars	As at	As at
	March 31, 2020	March 31, 2019 (Restated)
Other Payables		
- Tax and other deduction/collection payable	8.51	12.66
- other payables	880.41	61.68
Total	888.92	74.34

20. Equity Share Capital

(₹ in lakh)

Particulars	As at	As at
	March 31, 2020	March 31, 2019 (Restated)
SHARE CAPITAL		
AUTHORISED:		
Equity Shares of Rs.10/- each	15,000.00	15,000.00
Total	15,000.00	15,000.00
ISSUED, SUBSCRIBED & PAID UP:		
Equity Shares of Rs.10/- each fully paid up.	6,037.10	6,037.10
Total	6,037.10	6,037.10

Foot-notes

(i) Reconciliation of the number of shares outstanding

Particulars	As at		As at	
	March 31, 2020		March 31, 2019 (Restated)	
	Number	Amount	Number	Amount
Number of equity shares at the beginning of the Year	6,03,71,008	6,037.10	6,03,71,008	6,037.10
Equity shares issued during the year	-	-	-	-
Number of equity shares at the end of the Year	6,03,71,008	6,037.10	6,03,71,008	6,037.10

(ii) Shares held by holding/Ultimate holding company and/or their subsidiaries/associates

Name of the Shareholder	As at		As at	
	March 31, 2020		March 31, 2019 (Restated)	
	No. of shares held	% of Holding	No. of shares held	% of Holding
Equity Shares of Rs.10/- each Fully Paid				
IFCI Limited(Holding Company)	5,95,21,008	98.59	5,95,21,008	98.59
Total	5,95,21,008	98.59	5,95,21,008	98.59

Foot-notes

Fully paid equity shares, which have a par value of Rs.10, carry one vote per share and carry a right to dividends.

(iii) Details of shareholders holding more than 5% shares in the company

Name of the Shareholder	As at		As at	
	March 31, 2020		March 31, 2019 (Restated)	
	No. of shares held	% of Holding	No. of shares held	% of Holding
Equity Shares of Rs.10/- each Fully Paid				
IFCI Limited	5,95,21,008	98.59	5,95,21,008	98.59
Total	5,95,21,008	98.59	5,95,21,008	98.59

Other Equity

(₹ in lakh)

Particulars	As at	As at
	March 31, 2020	March 31, 2019 (Restated)
Retained Earnings	2,810.65	2,760.24
Securities Premium Account	4,747.90	4,747.90
Statutory Reserve (Reserve u/s 45IC of RBI Act, 1934)	3,122.25	3,112.72
Special Reserve under Section 36(1)(viii) of the I.T Act, 1961	5.20	5.20
OCI- Resmeasurement of defined benefit plan	(24.38)	(12.11)
Total	10,661.63	10,613.95

Foot-notes

- The reserve fund is created as per Section 45IC of RBI Act, 1934.
- Security Premium Account represents the amount received on equity share over & above its face value.

21. Other Equity

(₹ in lakh)

Particulars	Reserves and Surplus				Items of Other Comprehensive Income (OCI)	
	Statutory Reserve (Reserve u/s 45IC of RBI Act)	Securities Premium	Special Reserve under Section 36(1) (viii) of the I.T Act, 1961	Retained Earnings	Remeasurements of the defined benefit plans	Total
Balance at the beginning of the reporting period i.e. 01.04.2018	3,112.72	4,747.90	5.20	5,841.61	(11.20)	13,696.23
Total Comprehensive Income for the year	-	-	-	(3,293.37)	(0.91)	(3,294.28)
Interim Dividend-Equity	-	-	-	(150.93)	-	(150.93)
Dividend Distribution Tax	-	-	-	(31.02)	-	(31.02)
Balance at the end of the reporting period i.e. 31.03.2019	3,112.72	4,747.90	5.20	2,366.29	(12.11)	10,220.00
Correction of prior period error	-	-	-	393.94	-	393.94
Restated Balance at the beginning of the reporting period	-	-	-	2,760.24	-	10,613.95
Total Comprehensive Income for the year	-	-	-	59.95	(12.27)	47.68
Transfer between reserves and retained earnings	9.54	-	-	(9.54)	-	-
Balance at the end of the reporting period i.e. 31.03.2020	3,122.25	4,747.90	5.20	2,810.65	(24.38)	10,661.63

22. Interest income

(₹ in lakh)

Particulars	For the year ended 31st March, 2020		
	On Financial Assets measured at fair value through OCI	On Financial Assets measured at Amortised Cost	On Financial Assets classified at fair value through profit or loss
Interest on Loans	-	2,401.48	-
Interest income from investments	-	172.63	-
Interest on Deposits with Banks	-	8.52	-
Total	-	2,582.64	-

Particulars	For the year ended 31st March, 2019 (Restated)		
	On Financial Assets measured at fair value through OCI	On Financial Assets measured at Amortised Cost	On Financial Assets classified at fair value through profit or loss
Interest on Loans	-	4,673.36	-
Interest income from investments	-	172.52	-
Interest on Deposits with Banks	-	2.64	-
Total	-	4,848.52	-

23. Dividend Income

(₹ in lakh)

Particulars	For the year ended 31st March, 2020	For the year ended 31st March, 2019 (Restated)
Dividend income	8.81	-
Total	8.81	-

24. Fees Income

(₹ in lakh)

Particulars	For the year ended 31st March, 2020	For the year ended 31st March, 2019 (Restated)
Management fee	648.88	624.00
Total	648.88	624.00

25. Net Gain on fair value changes

(₹ in lakh)

Particulars	For the year ended 31st March, 2020	For the year ended 31st March, 2019 (Restated)
A. Net Gain on financial instruments at fair value through profit and loss account :-		
a) On trading portfolio		
- Investments	130.10	-
- Derivatives		-
- Others		-
b) On financial instruments designated at fair value through profit and loss account		-
B. Others		-
Total		
Fair Value changes		
- Realised	355.77	-
- Unrealised	(225.67)	-
Total	130.10	-

26. Other income

(₹ in lakh)

Particulars	For the year ended 31st March, 2020	For the year ended 31st March, 2019 (Restated)
Other incomes*	51.24	33.63
Reversal of Expected Credit Losses		4,241.52
Total	51.24	4,275.15

*Any item under the subhead 'Other incomes' which exceeds one per cent of the total income to be presented separately

27. Finance costs

(₹ in lakh)

Particulars	For the year ended 31st March, 2020		For the year ended 31st March, 2019 (Restated)	
	On Financial liabilities measured at fair value through profit or loss	On Financial liabilities measured at Amortised Cost	On Financial liabilities measured at fair value through profit or loss	On Financial liabilities measured at Amortised Cost
Interest on Bonds and borrowings	-	1,389.44	-	2,439.09
Other interest expense	-	32.26	-	21.74
Total	-	1,421.70	-	2,460.83

28. Fees and commission expense

(₹ in lakh)

Particulars	For the year ended 31st March, 2020	For the year ended 31st March, 2019 (Restated)
Fee for issuance of letter of comfort to IFCI Ltd.	15.43	70.99
Total	15.43	70.99

29. Net loss on fair value changes

(₹ in lakh)

Particulars	For the year ended 31st March, 2020	For the year ended 31st March, 2019 (Restated)
A. Net loss on financial instruments at fair value through profit and loss account :-		
a) On trading portfolio		
- Investments		710.01
- Derivatives		-
- Others		-
b) On financial instruments designated at fair value through profit and loss account		-
B. Others		-
Total		710.01
Fair Value changes		
- Realised		(371.41)
- Unrealised		1,081.42
Total		710.01

30. Employee Benefit expenses

(₹ in lakh)

Particulars	For the year ended 31st March, 2020	For the year ended 31st March, 2019 (Restated)
Salaries and wages including bonus	420.76	428.81
Post employment benefits	7.49	6.81
Employee Share Based Payments	-	-
Other Employee Benefits	14.80	14.99
Total	443.05	450.60

31. Impairment on financial instruments

(₹ in lakh)

Particulars	For the year ended 31st March, 2020		For the year ended 31st March, 2019 (Restated)	
	On Financial instruments measured at fair value through OCI	On Financial instruments measured at Amortised Cost	On Financial instruments measured at fair value through OCI	On Financial instruments measured at Amortised Cost
Loans and Advances	-	1,575.43	-	-
Other Receivable		6.83		
General Provision (COVID-19)		103.78		
Total	-	1,686.04	-	-

32. Other expenses

(₹ in lakh)

Particulars	For the year ended 31st March, 2020	For the year ended 31st March, 2019 (Restated)
Rent, taxes and energy costs	180.01	179.86
Repairs and maintenance	30.90	28.25
Printing & Stationery	3.88	6.54
CSR Expenses	12.34	71.35
Postage & Telephone	2.24	3.71
Advertisement and publicity	10.73	8.55
Travelling & Conveyance	15.28	14.87
Director's fees, allowances and expenses	8.51	7.62
Auditor's fees and expenses	9.78	8.22
Legal and Professional charges	111.84	73.21
Insurance	0.20	0.19
Bad Debts Written Off	111.02	6,787.16
Other expenditures*	13.77	39.00
Total	510.48	7,228.53

* Any item under the subhead 'other expenditure' which exceeds one percent of the total income to be presented separately.

IND AS -12 Income Tax- Disclosures

33. (a) Deferred tax balances

The following is the analysis of deferred tax assets/(liabilities) presented in the balance sheet:

(₹ in lakh)

Particulars	As at	As at
	March 31, 2020	March 31, 2019 (Restated)
Deferred tax assets	4,645	3,909
Deferred tax liabilities	(0.65)	-
Deferred Tax Asset / (Liabilities) (Net)	4,644	3,909

(₹ in lakh)

Particulars	As at	Movement	Movement	As at
	March 31, 2018	Recognised in	Recognised in other	March 31, 2019
		Statement of	comprehensive	(Restated)
		Profit and Loss	income	
Deferred tax (liabilities)/assets in relation to:				
Property, plant and equipment and Intangible Assets	(0.01)	0.06	-	0.05
Fair value of Investments	1,171.30	71.33	-	1,242.63
Defined benefit obligation	80.37	(28.75)	(0.35)	51.28
Impairment on Financial Instruments	4,382.27	(2,038.71)	-	2,343.55
Tax Losses	-	271.64	-	271.64
Provision of Covid-19	-	-	-	-
Deferred Tax Asset / (Liabilities) (Net)	5,633.94	(1,724.43)	(0.35)	3,909.16

Particulars	As at	Movement	Movement	As at
	March 31, 2019	Recognised in	Recognised in other	March 31, 2020
	(Restated)	Statement of	comprehensive	
		Profit and Loss	income	
Deferred tax (liabilities)/assets in relation to:				
Property, plant and equipment and Intangible Assets	0.05	(0.70)	-	(0.65)
Fair value of Investments	1,242.63	(1,173.93)	-	68.70
Defined benefit obligation	51.28	24.54	(4.73)	71.09
Impairment on Financial Instruments	2,343.55	678.73	-	3,022.28
Tax Losses	271.64	1,182.47	-	1,454.11
Provision of Covid-19	-	28.87	-	28.87
Deferred Tax Asset / (Liabilities) (Net)	3,909.16	739.97	(4.73)	4,644.40

Note : deferred tax assets has not been created on current year losses

33. (b) Current Tax reconciliation

The following is the analysis of Current tax assets/(liabilities) presented in the balance sheet:

(₹ in lakh)

Particulars	As at	As at
	March 31, 2020	March 31, 2019 (Restated)
Opening Balance Assets/(Liabilities)	301.40	(181.50)
Provision made during the year	13.27	-
Income tax paid during the year	170.26	482.90
Closing Balance Assets/(Liabilities)	484.94	301.40

34. Payment to Auditors

(₹ in lakh)

Particulars	For the year ended	For the year ended
	31st March, 2020	31st March, 2019 (Restated)
Audit Fees	6.95	5.45
Certification and other services	1.65	1.65
Reimbursement of Expenses	0.41	0.48
Total	9.01	7.58

35. Details of Corporate Social Responsibility Expenditure

(₹ in lakh)

Particulars	For the year ended 31st March, 2020	For the year ended 31st March, 2019 (Restated)
a) Gross amount required to be spent by the company for respective financial year	12.34	71.35
Amount Transfer to IFCI Social foundation	12.34	71.35
Construction/ Acquisition of Assets	-	-

36. Contingent liabilities and commitments (to the extent not provided for)

(₹ in lakh)

Particulars	As at March 31, 2020	As at March 31, 2019 Restated)
A. Contingent Liabilities		
Claims not acknowledged as debts	NIL	NIL
Total	-	-
Considering the current status of the pending litigation cases, no material financial impact is expected on the financial statements as on March 31, 2020		
B. Commitments		
(I) Estimated amount of contract (including lease contract) remaining to be executed on capital account (net of advances)		
(ii) Undrawn Commitments	500.00	745.00
Total	500.00	745.00
C. Contingent assets		
There are no contingent assets during the year and the corresponding previous reporting years.		

37. Expenditure/Income in Foreign Currencies:

There is no foreign currency Expenditure/income in current as well as in preceding reporting years

38. Employee benefits

The Company operates the following post-employment plans -

i. Defined contribution plan

The Company makes monthly contribution towards Provident Fund which is a defined contribution plan. The Company has no obligations other than to make the specified contributions. The contributions are charged to the Statement of Profit and Loss as they accrue. The amount recognised as expense towards such contribution are as follows:

(₹ in lakh)

	For the year ended 31st March, 2020	For the year ended 31st March, 2019 (Restated)
Contribution to Provident Fund	7.28	6.79

ii. Defined Benefit plan

A. Gratuity

Gratuity liability has been determined and accounted on the basis actuarial valuation carried out as at March 31, 2020

Based on the actuarial valuation obtained in this respect, the following table sets out the status of the gratuity plan and the amounts recognised in the Company's financial statements as at balance sheet date:

(₹ in lakh)

	As at 31 March 2020	As at 31 March 2019 (Restated)
Net defined benefit liability	113.94	84.15

(a) Funding

The scheme is fully funded with Life Insurance Corporation of India (LIC). The funding requirements are based on the gratuity fund's actuarial measurement framework set out in the funding policies of the plan. The funding of the plan is based on a separate actuarial valuation for funding purposes for which the assumptions may differ from the assumptions set out in Section "d" below. Employees do not contribute to the plan.

Contributions to gratuity plan for the year ending 31 March 2020 is INR 19.35.

(b) Reconciliation of the net defined benefit (asset) / liability

The following table shows a reconciliation from the opening balances to the closing balances for net defined benefit (asset) liability and its components:

	As at 31 March 2020			As at 31 March 2019 (Restated)		
	Defined benefit obligation	Fair value of plan assets	Net defined benefit (asset)/liability	Defined benefit obligation	Fair value of plan assets	Net defined benefit (asset)/liability
Balance at the beginning of the year	164.69	80.54	84.15	147.60	39.20	108.40
Included in profit or loss	-	-	-	-	-	-
Current service cost	11.69	-	11.69	8.42	-	8.42
Past service cost including curtailment Gains/Losses	-	-	-	-	-	-
Interest cost (income)	12.75	(6.26)	6.51	11.38	(3.10)	8.36
	24.44	(6.26)	18.20	19.80	(3.10)	16.78
Included in Other comprehensive income	-	-	-	-	-	-
Remeasurements loss (gain)	-	-	-	-	-	-
- Actuarial loss (gain) arising from:	-	-	-	-	-	-
- demographic assumptions	0.08	-	-	-	-	-
- financial assumptions	21.02	-	16.08	1.26	-	1.26
- experience adjustment	(4.99)	-	0.03	0.08	-	0.08
- on plan assets	-	-	(0.03)	-	-	(0.08)
	16.11	-	16.08	1.34	-	1.26
Other	-	-	-	-	-	-
Contributions paid by the employer	-	4.50	(4.50)	-	38.23	(38.23)
Benefits paid directly	(2.41)	(2.41)	-	(4.06)	-	(4.06)
Misc.	-	-	-	-	-	-
	(2.41)	2.09	(4.50)	(4.06)	38.23	(42.29)
Balance at the end of the year	202.82	88.88	113.94	164.69	80.54	84.15

(c) Plan assets	As at 31 March 2020	As at 31 March 2019 (Restated)
Investment with Life insurance Corporation	100%	100%

On an annual basis, an asset-liability matching study is done by the Company whereby the Company contributes the net increase in the actuarial liability to the plan manager (insurer) in order to manage the liability risk.

(d) Actuarial assumptions

Principal actuarial assumptions at the reporting date (expressed as weighted averages):

	As at 31 March, 2020	As at 31 March, 2019 (Restated)
Discount rate	6.79%	7.74%
Future salary growth	8.50%	8.50%
Withdrawal rate:		
Up to 30 years	3.00%	3.00%
From 31 to 44 years	2.00%	2.00%
Above 44 years	1.00%	1.00%
Retirement Age (in year)	60	60
Mortality	100% of IALM (2012-14)	100% of IALM (2006-08)

(e) Sensitivity analysis of significant assumptions

The following table present a sensitivity analysis to one of the relevant actuarial assumption, holding other assumptions constant, showing how the defined benefit obligation would have been affected by changes in the relevant actuarial assumptions that were reasonably possible at the reporting date.

	As at 31 March, 2020		As at 31 March, 2019 (Restated)	
	Increase	Decrease	Increase	Decrease
Discount rate (0.50% movement)	(10.32)	9.59	(7.57)	6.98
Future salary growth (0.50% movement)	9.62	(10.45)	6.99	(7.56)

Although the analysis does not take account of the full distribution of cash flows expected under the plan, it does provide an approximation of the sensitivity of the assumptions shown.

Sensitivities due to mortality & withdrawals are not material & hence impact of change due to these not calculated.

(f) Expected maturity analysis of the defined benefit plans in future years

	As at 31 March, 2020	As at 31 March, 2019 (Restated)
1 year	4.14	3.60
Between 2-5 years	16.80	9.66
6 year onwards	181.88	134.35
Total	202.82	147.60

As at 31 March 2020, the weighted-average duration of the defined benefit obligation was 15.73 years (31 March 2019: 13.56 years).

(g) Discreption of risk exposures

Valuations are based on certain assumptions, which are dynamic in nature and vary over time. As such company is exposed to various risks as follow -

Salary Increases : Actual salary increases will increase the Plan's liability. Increase in salary increase rate assumption in future valuations will also increase the liability.

Investment Risk : If Plan is funded then assets liabilities mismatch & actual investment return on assets lower than the discount rate assumed at the last valuation date can impact the liability.

Discount Rate : Reduction in discount rate in subsequent valuations can increase the plan's liability.

Mortality & disability : Actual deaths & disability cases proving lower or higher than assumed in the valuation can impact the liabilities.

Withdrawals : Actual withdrawals proving higher or lower than assumed withdrawals and change of withdrawal rates at subsequent valuations can impact Plan's liability.

iii. Other long-term employment benefits

The Company provides leave encashment benefits and leave fair concession to the employees of the Company which can be carried forward to future years. Amount recognised in the Statement of Profit and Loss for compensated absences is as under-

	Year ended 31 March, 2020	Year ended 31 March, 2019 (Restated)
Amount recognised in Statement of Profit and Loss		
Leave encashment	43.33	13.28
Leave fair concession	30.32	1.26

39. Related Party Disclosure

1 Name of the related party and nature of relationship:-

A. Nature of Relationship	Name of the Related Party
Holding company	IFCI Limited
Fellow Subsidiaries	IFCI Financial Services Ltd. (IFIN) IFCI Factors Ltd. (IFL) IFIN Securities Finance Limited (indirect control through IFIN) IFCI Social Foundation (Trust) Stock Holding Corporation of India Ltd.
Associates	India Enterprise Development Fund (IEDF) Green India Venture Fund (GIVF) IACM- 1-D Venture Capital Fund for Backward Classes (VCFBC) Associates held for sale - Sharon Solutions Ltd - Daaj Hotels & Resorts Pvt Ltd - Titan Energy System Ltd
Key Managerial Personnel	(i) Shri Alok Sabharawal - Managing Director (till 26 September, 2018) (ii) Shri Shakti Kumar - Managing Director (w.e.f 1 October, 2018) (iii) Smt. Indu Gupta - Chief Financial Officer (iv) Shri Mukesh Girdhar - Company Secretary (till 11 March, 2019) (v) Smt. Priyanka Munjal - Company Secretary (w.e.f from 12 March, 2019)

Directors

- (i) Dr. E S Rao - Chairman & Nominee
- (ii) Shri VSV Rao - Nominee
- (iii) Smt Anjali Kaushik
- (iv) Shri Lalit kumar Patangia
- (v) Shri Ravindra Nath
- (vi) Shri Subhash Chander Kalia
- (vii) Shri J. Venkateswarlu

2 Related party transactions during the year and balance receivable from and payable to related parties as at the balance sheet date:-

(₹ in lakh)

Name of related party	Nature of transaction	For the year ended 31 March, 2020	For the year ended 31 March, 2019 (Restated)
A. Holding IFCI Ltd.	(i) Rent & Maintenance paid to IFCI Ltd. (Exclusive of taxes and cess)	164.52	166.56
	(ii) Salaries paid to IFCI for employees deputed by IFCI Ltd. Including PLI	55.75	144.97
	(iii) Paid towards other expenses to IFCI	4.14	1.43
	(iv) Paid towards IT Services taken from IFCI. (Exclusive of taxes)	10.79	6.00
	(v) Final Dividend paid	-	148.80
	(vi) Interest Received and accrued on Bonds subscribed	172.63	172.52
	(vii) Brokerage/ Professional fee paid-LOC	15.43	65.49
B. (i) Fellow Subsidiaries IFCI Financial Services Ltd. Stock Holding Corporation of India Ltd.	(i) Brokerage/ Professional fee paid	-	0.58
(ii) Associates VCFBC	(i) Brokerage/ Professional fee paid	0.19	0.01
	(i) Management Fee	20.35	5.30
C Trust incorporated for CSR activity: IFCI Social Foundation	(i) CSR contribution	12.34	71.35
D. Key Managerial Personnel : Managerial Remuneration			
	(ii) Shri Alok Sabharawal - Managing Director (till 26 September, 2018)	-	20.03
	(iii) Shri Shakti Kumar - Managing Director (w.e.f 1 October, 2018)	47.36	26.19
	(iv) Smt. Indu Gupta - Chief Financial Officer	33.99	31.97
	(v) Shri Mukesh Girdhar - Company Secretary (till 11 March, 2019)	-	11.55
	(vi) Smt. Priyanka Munjal - Company Secretary (w.e.f from 12 March, 2019)	8.73	0.42
	Directors - sitting fees		
	(i) Smt Anjali Kaushik	1.14	0.71
	(ii) Shri Lalit Kumar Patangia	1.14	1.65
	(iii) Shri Ravindra Nath	1.43	0.25
	(iv) Shri Subhash Chander Kalia	1.94	1.39
	(v) Shri J. Venkateswarlu	0.68	1.99
E. Balance Outstanding with the related party during the period: - IFCI Ltd.	(i) Payable to IFCI towards salary of employees deputed by IFCI	3.34	14.32
	(ii) Interest accrued on Bonds - IFCI Ltd.	586.43	455.75
	(iii) Bonds Subscribed & outstanding	1,500.05	1,500.05
	(iv) Loan taken from IFCI- outstanding	-	-
	(v) Interest on Loan Paid to IFCI- outstanding	-	-
	(vi) Other Expense payable	-	-
	(vii) Brokerage/ Professional fee -LOC	15.43	38.86
VCFBC	(i) Management Fees	11.71	

Stock Holding Corporation of India Ltd.	(i) Brokerage/ Professional fee paid	-	0.03
Total		2,116.97	2,882.87

F. Key management personnel compensation

Short-term employee benefits	42.72	43.95
Post-employment defined benefit	26.62	23.49
Compensated absences	19.85	15.92
Share-based payments	-	-
Termination benefits	-	-
Total Compensation	89.19	83.35

40. Leases**i. Disclosure for INDAS 116 (Leases)**

On March 30, 2019, the Ministry of Corporate Affairs (MCA) notified new Ind AS on leases, Indian Accounting Standard (Ind AS) 116 applicable from 01/04/2019. Ind AS 116 has been implemented w.e.f. April 1, 2019 and the associated disclosure requirements are applicable for financial statements for the year ended March 31, 2020. As per the Standard it is optional to apply the standard for short term leases (period of 12 months or less). Since the lease agreements are for a period of 11 months, company has availed the exemption of short term leases.

ii. Amounts recognised in profit or loss

During the year ended 31 March 2020, rental expenses of ₹ 180.01 lakhs (31 March 2019: ₹ 179.86 lakhs) have been recognised in profit and loss statement.

41. Earning Per Share (EPS)

	Units	As at 31 March, 2020	As at 31 March, 2019 (Restated)
(a) Profit Computation for Equity shareholders			
Net profit as per Statement of Profit & Loss	₹ in lakh	47.68	(2,900.33)
Net profit for Equity Shareholders	₹ in lakh	47.68	(2,900.33)
(b) Weighted Average Number of Equity Shares outstanding	Nos	603.71	603.71
Earnings Per Share (Weighted Average)			
Basic	₹	0.08	(4.80)
Diluted	₹	0.08	(4.80)

* There are no potential equity shares outstanding as on March 31, 2020

Out of the above 6,03,71,008 (previous year 6,03,71,008) equity shares of Rs. 10 each the holding company namely IFCI LTD holds 5,95,21,008 equity shares i.e 98.59%.

42. As on March 31, 2020 there were no events or changes in circumstances which indicate any impairment in the assets as defined by Ind AS 36 -"Impairment of Assets".

43. Operating segments

a. The MD of the Company has been identified as the Chief Operating Decision Maker (CODM) as defined by Ind AS 108, "Operating Segments." The Company's operating segments are established in the manner consistent with the components of the Company that are evaluated regularly by the Chief Operating Decision Maker as defined in 'Ind AS 108 - Operating Segments.' The Company is engaged primarily in Management of Venture funds and the business of financing are separate reportable segments as per Ind AS 108.

b. Information about geographical areas:

The entire revenue of the Company is from customers who are domiciled in India. Also, all the assets of the Company are located in India.

c. Information about major customers (from external customers):

The Company does not earn revenue from any customer which amount to 10 per cent or more of Company's revenue.

d. Segment Reporting

The Company has identified business segments as its primary segment. Business segments are primarily **Financing Activity** and **Management of Funds**. Revenues and expenses directly attributable to segments are reported under each reportable segment. Expenses which are not directly identifiable to each reportable segment have been allocated on the basis of associated revenues of the segment and manpower efforts. All other expenses which are not attributable or allocable to segments have been disclosed as unallocable expenses. Assets and liabilities that are directly attributable or allocable to segments are disclosed under each reportable segment. All other assets and liabilities are disclosed as unallocable. Fixed assets that are used interchangeably amongst segments are not allocated to primary and secondary segments.

(₹ in lakh)

Particulars	For the year ended 31 March, 2020			For the year ended 31 March, 2019 (Restated)		
	Business segments		Total	Business segments		Total
	Financing Activity	Fund Management		Financing Activity	Fund Management	
Revenue	2,721.54	648.88	3,370.42	4,848.52	624.00	5,472.52
Inter-segment revenue	-	-	-	-	-	-
Total	2,721.54	648.88	3,370.42	4,848.52	624.00	5,472.52
Segment result	(401.63)	648.88	247.24	1,606.69	624.00	2,230.69
Unallocable expenses (net)	-	-	955.77	-	-	7,680.14
Operating income			(708.53)			(5,449.45)
Other income (net)			51.24			4,275.15
Profit before taxes			(657.28)			(1,174.29)
Tax expense			(717.24)			1,725.13
Net profit after Tax			59.95			(2,899.42)

(₹ in lakh)

Particulars	For the year ended 31 March, 2020			For the year ended 31 March, 2019 (Restated)		
	Business segments		Total	Business segments		Total
	Financing Activity	Fund Management		Financing Activity	Fund Management	
Segment assets	22,781.54	-	22,781.54	28,437.43	-	28,437.43
Unallocable assets	-	-	5,417.75	-	-	3,913.29
Total assets	-	-	28,199.29	-	-	32,350.72
Segment liabilities	27,310.36	-	27,310.36	32,276.38	-	32,276.38
Unallocable liabilities	-	-	888.92	-	-	74.34
Total liabilities	-	-	28,199.29	-	-	32,350.72
Other information						
Capital expenditure (allocable)		-	-		-	-
Capital expenditure (unallocable)	21.15	-	21.15	2.83	-	2.83
Depreciation and amortisation (allocable)	-	-	-	-	-	-
Depreciation and amortisation (unallocable)	2.24	-	2.24	1.01	-	1.01
Other significant non-cash expenses (allocable)	-	-	-	-	-	-
(Provision for Bad & Doubtful Assets and Std Assets)	-	-	-	-	-	-
Other significant non-cash expenses (unallocable)	-	-	-	-	-	-

Geographical Segments:

The operations of the company are conducted within India and there is no separate reportable geographical segment.

44. Financial instruments - fair value and risk management

A. Financial instruments by category

The following table shows the carrying amounts and fair values of financial assets and financial liabilities.

(₹ in lakh)

As at
31 March, 2020

Particulars	Note. No.	FVTPL	Amortised cost
Financial assets:			
Cash and cash equivalents	2	-	338.83
Bank balance other than above		-	100.00
Receivables	3	-	14.83
Loans	4	-	15,200.99
Investments	5	4,568.08	2,086.49
Other financial assets	6	-	8.46
		4,568.08	17,749.60

Particulars	Note. No.	FVTPL	Amortised cost
Financial liabilities:			
Trade payables	12	-	79.02
Debt securities	13	-	10,173.31
Borrowings (other than debt securities)	14	-	-
Other financial liabilities		-	-
		-	10,252.33

As at 31 March, 2019 (Restated)			
Particulars	Note. No.	FVTPL	Amortised cost
Financial assets:			
Cash and cash equivalents	2	-	121.38
Bank balance other than above		-	-
Receivables	3	-	8.38
Loans	4	-	22,140.41
Investments	5	3,885.71	1,955.80
Other financial assets	6	-	8.64
		3,885.71	24,234.61
Financial liabilities:			
Trade payables	12	-	77.14
Debt securities	13	-	10,173.31
Borrowings (other than debt securities)	14	-	5,190.07
Other financial liabilities		-	-
		-	15,440.52

B. Fair value hierarchy

This section explains the judgements and estimates made in determining the fair values of the financial instruments that are:

Financial assets and liabilities measured at fair value - recurring fair value measurements

(₹ in lakh)

As at 31 March 2020	Level 1	Level 2	Level 3	Total
Financial assets:				
Investments				
- Mutual Funds	3,430.14	-	-	3,430.14
-Equity Instruments-(Listed)	211.39	-	-	211.39
-Equity Instruments-(Non Listed)	-	-	420.00	-
-CCD/OCD/OCPS instruments	-	-	-	-
-Units of Venture Funds	-	-	506.55	506.55
	3,641.53	-	926.55	4,148.08

Assets and liabilities which are measured at amortised cost for which fair values are disclosed

As at 31 March 2020	Note. No.	Amortised cost	Level 1	Level 2	Level 3	Total
Financial assets:						
Cash and cash equivalents	2	338.83	-	-	338.83	338.83
Bank balance other than above		100.00	-	-	100.00	100.00
Receivables	3	14.83	-	-	14.83	14.83
Loans	4	15,200.99	-	-	15,200.99	15,200.99
Investments	5	2,086.49	-	-	2,086.49	2,086.49
Other financial assets	6	8.46	-	-	8.46	8.46
		17,749.60	-	-	17,749.60	17,749.60
Financial liabilities:						
Trade payables	12	79.02	-	-	79.02	79.02
Debt securities	13	10,173.31	-	-	10,173.31	10,173.31
Borrowings (other than debt securities)	14	-	-	-	-	-
Other financial liabilities		-	-	-	-	-
		10,252.33	-	-	10,252.33	10,252.33

Financial assets and liabilities measured at fair value - recurring fair value measurements

As at 31 March 2019 (Restated)	Level 1	Level 2	Level 3	Total
Financial Assets:				
Investments				
- Mutual Funds	2,328.05	-	-	2,328.05
- Equity Instruments-(Listed)	-	-	-	-
- Equity Instruments-(Non Listed)	-	-	418.74	418.74
- CCD/OCD/OCPS instruments	-	-	-	-
- Units of Venture Funds	-	-	1,138.92	1,138.92
	2,328.05	-	1,557.66	3,885.71

Assets and liabilities which are measured at amortised cost for which fair values are disclosed

As at 31 March 2019 (Restated)	Note. No.	Amortised cost	Level 1	Level 2	Level 3	Total
Financial assets:						
Cash and cash equivalents	2	121.38	-	-	121.38	121.38
Bank balance other than above		-	-	-	-	-
Receivables	3	8.38	-	-	8.38	8.38
Loans	4	22,140.41	-	-	22,140.41	22,140.41
Investments	5	1,955.80	-	-	1,955.80	1,955.80
Other financial assets	6	8.64	-	-	8.64	8.64
		24,234.61	-	-	24,234.61	24,234.61
Financial liabilities:						
Trade payables	12	77.14	-	-	77.14	77.14
Debt securities	13	10,173.31	-	-	10,173.31	10,173.31
Borrowings (other than debt securities)	14	5,190.07	-	-	5,190.07	5,190.07
Other financial liabilities		-	-	-	-	-
		15,440.52	-	-	15,440.52	15,440.52

C. Valuation framework

The Company measures fair values using the following fair value hierarchy, which reflects the significance of the inputs used in making the measurements.

Level 1 : Inputs that are quoted market prices (unadjusted) in active markets for identical assets or liabilities.

Level 2 : The fair value of financial instruments that are not traded in active markets is determined using valuation techniques which maximize the use of observable market data either directly or indirectly, such as quoted prices for similar assets and liabilities in active markets, for substantially the full term of the financial instrument but do not qualify as Level 1 inputs. If all significant inputs required to fair value an instrument are observable the instrument is included in level 2.

Level 3 : If one or more of the significant inputs is not based in observable market data, the instruments is included in level 3. That is, Level 3 inputs incorporate market participants' assumptions about risk and the risk premium required by market participants in order to bear that risk. The Bank develops Level 3 inputs based on the best information available in the circumstances.

Financial instruments valued at carrying value

The respective carrying values of certain on-balance sheet financial instruments approximated their fair value. These financial instruments include cash in hand, balances with other banks, trade receivables, trade payables and certain other financial assets and liabilities. Carrying values were assumed to approximate fair values for these financial instruments as they are short-term in nature and their recorded amounts approximate fair values or are receivable or payable on demand.

45. Financial Risk Management

The Company's activities exposure it to credit risk, liquidity risk, market risk and operational risk.

A. Risk management framework

"The Company's Board of Directors has overall responsibility for the establishment and oversight of the Company's risk management framework. The Board of Directors has established the risk management committee, which is responsible for developing and monitoring the Company's risk management policies. Efficient and timely management of risks involved in the Company's activities is critical for the financial soundness and profitability of the Company. Risk management involves the identifying, measuring, monitoring and managing of risks on a regular basis. The objective of risk management is to increase shareholders' value and achieve a return on equity that is commensurate with the risks assumed. The Company's risk management policies are established to identify and analyse the risks faced by the Company, to set appropriate risk limits and controls and to monitor risks and adherence to limits. Risk management policies and systems are reviewed regularly to reflect changes in market conditions and the Company's activities. The Audit Committee oversees how management monitors compliance with the Company's risk management policies and procedures, and reviews the adequacy of the risk management framework in relation to the risks faced by the Company. The Audit Committee is assisted in its oversight role by internal audit department, which undertakes required management controls."

B Credit risk

Credit risk arises from loans and advances, cash and cash equivalents, investment in debt securities and deposits with banks and financial institutions and any other financial assets. Credit risk is the risk of financial loss to the Company if a customer or counterparty to a financial instrument fails to meet its contractual obligations, and arises principally from the Company's asset on finance and trade receivables from customers; loans and investments in debt securities. The carrying amounts of financial assets represent the maximum credit risk exposure.

a) Credit risk management

The Company's exposure to credit risk is influenced mainly by the individual characteristics of each customer. However, management also considers the factors that may influence the credit risk of its customer base, including the default risk associated with the industry. A financial asset is 'credit-impaired' when one or more events that have a detrimental impact on the estimated future cash flows of the financial asset have occurred. Evidence that a financial asset is credit-impaired includes the following observable data:

- significant financial difficulty of the borrower or issuer;
- a breach of contract such as a default or past due event;
- the restructuring of a loan or advance by the Company on terms that the Company would not consider otherwise; or
- it is becoming probable that the borrower will enter bankruptcy or other financial re-organization; "

The risk management committee has established a credit policy under which each new customer is analyzed individually for credit worthiness before the Company's standard payment and delivery terms and conditions are offered. The Company's review includes external ratings, if they are available, background verification, financial statements, income tax returns, credit agency information, industry information, etc. Credit limits are established for each customer and reviewed quarterly.

The company determines significant increase in credit risk on a financial asset subject to impairment requirements as per expected credit loss method if the cash flows from the financial instrument are overdue by 30 days or more. The company considers default when the principal or interest cash flows on a financial asset is overdue by 90 days or more. The company provides lifetime expected credit losses on financial assets that are overdue by 30 or more. Financial assets that are overdue by 90 days or more are considered to be credit-impaired.

The company recognises interest on effective interest rate for all financial assets whether credit-impaired or nor credit-impaired. For credit-impaired financial assets, interest is recognised on the carrying amount remaining after deducting loss allowance. For the purposes of calculating expected credit losses, the company groups the financial assets based on similarity of type of financial asset such as corporate loan or personal loan, type of security such as loan against property and loan against shares, credit rating as at the reporting date and schedule of payment contractually specified such as monthly or quarterly. However, the credit losses are calculated on individual instrument level and not group level.

The credit loss calculated at individual instrument level is then adjusted for the probability that the party may default with 12 months if the financial asset is overdue by less than 30 days and also by the risk weights based on gross exposure that includes loan commitments and credit risk rating grades. The company considers GDP growth rate and unemployment rate over a period of 10 years.

Empirically, there is a negative correlation between GDP growth rate and non-performing asset rate and a positive correlation between unemployment rate and non-performing asset rate. Any negative effect of GDP growth rate and unemployment rate is adjusted in the risk weights applied to the the credit loss calculated at instrument level.

The company calculates credit loss based on the regression analysis of contractual and actual cash flows till the end of the reporting period. The calculation of credit loss looks into the future, that is after the end of the reporting period by considering contractual and actual cash flows till the end of latest month for which receipt information is available.

Actual cash flows beyond the month for which the receipt information is available is estimated based on regression equation. Credit loss is the present value of cash shortfalls from the end of the reporting period to the end of the contractual period. The adjusted credit loss is then compared with the present value of the collateral as on the reporting date and estimate of legal costs to be incurred for realisation of security to determine the expected credit losses to recognised as loss allowance.

The present value of the collateral and legal costs is estimated beyond the contractual period if required. Any increase / decrease in loss allowance for financial assets measured at amortised cost is recognised in profit or loss for the period. Expected credit losses are considered based on the credit rating as at the end of the reporting period. Therefore, any change in the credit rating for that instrument may result in change in the risk weights applied to the credit loss calculated based on regression analysis of the contractual and actual cash flows over the period of the contract."

b) Significant increase in credit risk

The Company continuously monitors all assets subject to ECLs. In order to determine whether an instrument or a portfolio of instruments is subject to 12 months ECL or life time ECL, the Company assesses whether there has been a significant increase in credit risk since initial recognition and required steps are taken

c) Provision for expected credit losses

The Company's exposure to credit risk for Loan and advances, trade receivables and other financial assets by type of counterparty is as follows.

The Company has applied a three-stage approach to measure expected credit losses (ECL). Assets migrate through following three stages based on the changes in credit quality since initial recognition:

- (a) Stage 1: 12- months ECL: For exposures where there is no significant increase in credit risk since initial recognition and that are not credit-impaired upon origination, the portion of the lifetime ECL associated with the probability of default events occurring within the next 12- months is recognized.
- (b) Stage 2: Lifetime ECL, not credit-impaired: For credit exposures where there has been a significant increase in credit risk since initial recognition but are not credit-impaired, a lifetime ECL is recognized.
- (c) Stage 3: Lifetime ECL, credit-impaired: Financial assets are assessed as credit impaired upon occurrence of one or more events that have a detrimental impact on the estimated future cash flows of that asset. For financial assets that have become credit-impaired, a lifetime ECL is recognized and interest revenue is recognized.

At each reporting date, the Company assesses whether there has been a significant increase in credit risk of its financial assets since initial recognition by comparing the risk of default occurring over the expected life of the asset. In determining whether credit risk has increased significantly since initial recognition, the Company uses information that is relevant and available without undue cost or effort. This includes the Company's internal credit rating grading system, external risk ratings and forward-looking information to assess deterioration in credit quality of a financial asset.

d) Cash and cash equivalents

The Company holds cash and cash equivalents of Rs.338.83 lakh at 31 March 2020 (31 March 2019: Rs.121.38 lakh). The cash and cash equivalents are held with scheduled commercial banks. Impairment on cash and cash equivalents has been measured on the 12-month expected loss basis and ECL on cash and cash equivalent has been estimated at NIL in view of creditability of banks.

e) Receivable

Trade Receivable stands at Rs.11.71 lakh as on 31/03/2020, Nil as at 31/03/2019, the trade receivable relate to Management fee receivable from one of the venture funds which the company is managing and as such no impairment in the value is expected for the same. Other Receivable stands at Rs.9.95 lakh as on 31/03/2020, Rs.8.38 lakh as at 31/03/2019, the other receivable relate to Other miscellaneous receivable and ECL has been created on IRP fee in NPA cases, having being considered doubtful.

f) Investment in Debt Security

The company holds investment in listed bonds of the holding company (IFCI LTD) and the intends to hold the same till maturity to reap the benefit of contractual interest. The same has been carried at amortised cost and no ECL is estimated on it.

Notes to financial statements for the year ended 31 March, 2020

**Table showing movements in loss allowance for the years ended
31 March 2019 and 31 March 2020 (Paragraph 35H and 35I of Ind AS 107)**

(₹ in lakh)

Particulars	Categories of Financial Assets for Expected Credit Loss Allowance					Total (F) = (A + B + C + D + E)
	12-month ECL (A)	Lifetime ECL			Purchased / Originator Credit Impaired (E)	
		Lifetime ECL not Credit Impaired (B)	Credit Impaired but not purchased or originated credit impaired (C)	Trade Receivables, Contract Assets and Lease Receivables (D)		
ECL as on 1 April 2018 (a)	-	74.26	13,455.53	-	-	13,529.79
Add:						
Increase due to financial assets originated or acquired during the year ended 31 March 2019 (b)	-	930.38	-	-	-	930.38
Due to Modification of Cash Flows (c)	-	-	-	-	-	-
Transfer from one category to another (d)	-	-	384.69	-	-	384.69
Less:						
Decrease due to loans derecognised on full payment and no loan commitment (e)	-	-	-	-	-	-
Due to write off of loans (f)	-	-	6,256.42	-	-	6,256.42
Transfer from one category to another (g)	-	74.26	-	-	-	74.26
Change in ECL for other than Recovery on loans outstanding on 01 April 2018 and on 31 March 2019 (h) = (b + c + d - e - f - g)	-	856.11	(5,871.73)	-	-	(5,015.62)
ECL after increase / decrease on loans outstanding on 01 April 2018 and on 31 March 2019 (i) = (a + h)	-	930.38	7,583.79	-	-	8,514.17
Other Changes including changes in rating, changes in security value, recovery on regular basis etc. (j)	-	17.65	756.45	-	-	774.10
ECL as on 31 March 2019 (k) = (i) + (j)	-	948.02	8,340.25	-	-	9,288.27
Add:						
Increase due to financial assets originated or acquired during the year ended 31 March 2020 (l)	-	-	-	-	-	-
Due to Modification of Cash Flows (m)	-	-	-	-	-	-
Transfer from one category to another (n)	-	-	-	-	-	-
Less:						
Decrease due to loans derecognised on full payment and no loan commitment (o)	-	0.08	-	-	-	0.08
Due to write off of loans (p) -	-	-	224.67	-	-	224.67
Transfer from one category to another (q)	-	-	-	-	-	-
Change in ECL for other than Recovery on loans outstanding on 31 March 2019 and on 31 March 2020 (r) = (l + m + n - o - p - q)	-	(0.08)	(224.67)	-	-	(224.76)
ECL after increase / decrease on loans outstanding on 31 March 2019 and 31 March 2020 (s) = (k + r)	-	947.94	8,115.57	-	-	9,063.51
Other Changes including Recovery on regular basis for the year ended 31 March 2020 (t)	15.84	(17.57)	1,801.91	-	-	1,800.18
ECL as on 31 March 2020 (u) = (s) + (t)	15.84	930.38	9,917.48	-	-	10,863.70

Notes to financial statements for the year ended 31 March, 2020

**Table showing effect of collateral on the amounts arising from expected credit losses
(Paragraph 35K and 36 of Ind AS 107)**

Particulars	As on 31 March 2018 (A)	As on 31 March 2019 (B)	Impairment Loss/-Gain for the year ended 31 March 2019 (C) = (A) - (B)	As on 31 March 2020 (C)	Impairment Loss / -Gain for the year ended 31 March 2019 (D) = (C) - (B)
Maximum exposure to credit risk before considering collateral for financial assets subject to impairment as per ECL (a)	20,209.09	17,364.43	(2,844.66)	22,741.33	5,376.90
Present Value of Collateral net of present value of legal costs for financial assets subject to impairment as per ECL (b)	17,034.69	15,566.84	(1,467.85)	20,075.83	4,508.99
Maximum exposure to credit risk of financial assets on which no loss allowance has been recognised because of collateral (c)	1,035.92	1,710.75	674.83	2,798.83	1,088.08
Present Value of Collateral net of present value of legal costs of financial assets on which no loss allowance has been recognised because of collateral (d)	11,391.31	9,201.43	(2,189.88)	10,997.02	1,795.60
Maximum exposure to credit risk before considering collateral on financial assets on which loss allowance has been recognised (e) = (a) - (c)	19,173.17	15,653.68	(3,519.49)	19,942.50	4,288.82
Present Value of Collateral net of present value of legal costs of financial assets on which loss allowance has been recognised because of collateral (f) = (b) - (d)	5,643.38	6,365.41	722.03	9,078.80	2,713.39
Total (g) = (e) - (f)	13,529.79	9,288.27	(4,241.52)	10,863.70	1,575.43

Description of the nature and quality of the collateral held

Collateral in the form of land, building, plant & machinery, shares of companies are taken as collaterals against loans

Significant changes in the quality of collateral as a result of deterioration or changes in the collateral policies during the reporting period

The collateral is valued from time to time, other than listed shares, which are traded on the Stock Exchanges. The changes observed in the quality of the collateral are due to the prevailing market price, the saleability, demand and supply, changes in government policies and regulations etc.

Outstanding contractual amounts written off during the reporting period and are still subject to enforcement activity (Paragraph 35L of Ind AS 107)

227.90

6,769.08

**Table showing gross carrying amount of financial asset and exposure to
credit risk on loan commitments (Paragraph 35M of Ind AS 107)**

Particulars	Categories of Financial Assets for Expected Credit Loss Allowance					Total (F) = (A + B + C + D + E)
	12-month ECL (A)	Lifetime ECL			Purchased / Originator Credit Impaired (E)	
		Lifetime ECL not Credit Impaired (B)	Credit Impaired but not purchased or originated credit impaired (C)	Trade Receivables, Contract Assets and Lease Receivables (D)		
As on 1 April 2018 (a)	21,663.97	8,507.07	22,067.34	-	-	52,238.38
As on 31 March 2019 (b)	3,907.92	7,090.26	20,523.41	-	-	31,521.59
Increase / -Decrease in Gross Exposure for the year ended 31 March 2019 (c) = (b)-(a)	(17,756.06)	(1,416.81)	(1,543.93)	-	-	(20,716.80)
As on 31 March 2020 (d)	891.00	1,945.95	23,227.73	-	-	26,064.69
Increase / -Decrease in Gross Exposure for the year ended 31 March 2020 (e) = (d)-(b)	(3,016.92)	(5,144.31)	2,704.33	-	-	(5,456.90)

Disclosure of nature and carrying amount of collateral obtained during the period (Paragraph 38 of Ind AS 107)

Carrying amount of collateral obtained (31st March, 2020)	Rs.470.46 crores
Carrying amount of collateral obtained (31st March, 2019)	Rs.695.17 crores
Carrying amount of collateral obtained (31st March, 2018)	Rs.1221.43 crores

Nature of collateral obtained

Either physical property in the form of land, building, plant & machinery, or by way of pledge of promoters' shareholding

Policy for disposing off or using them in operations

In case of land, building, plant & machinery, collateral is disposed off by way of legal action either under SRFA&ESI, IBC or DRT. In case of listed shares, the shares are sold on stock exchanges, in the event of any event of default.

C. Liquidity risk

Liquidity risk is the risk that the Company will encounter difficulty in meeting the obligations associated with its financial liabilities that are settled by delivering cash or another financial asset. The Company's approach to managing liquidity is to ensure, as far as possible, that it will have sufficient liquidity to meet its liabilities when they are due, under both normal and stressed conditions, without incurring unacceptable losses or risking damage to the Company's reputation.

The Company aims to maintain the level of its cash and cash equivalents and other highly marketable debt investments at an amount in excess of expected cash outflows on financial liabilities over the next six months. The Company also monitors the level of expected cash inflows on loans together with expected cash outflows on borrowings and other financial liabilities. At 31 March 2019, the expected cash flows from loans and investments maturing within are in tabel below. This excludes the potential impact of extreme circumstances that cannot reasonably be predicted, such as natural disasters.

In addition, the Company maintains the following lines of credit.

Exposure to liquidity risk

The following are the remaining contractual maturities of financial liabilities at the reporting date. The amount are gross and undiscounted, and include contractual interest payments and exclude the impact of netting agreements.

(₹ in lakh)

As at 31 March 2020	Contractual cash flows					
	Carrying amount as per IND AS	6 month or less	6 months -1 year	1-3 years	3-5 years	More than 5 years
Non - derivative financial liabilities						
Borrowings	-	-	-	-	-	-
Debt securities issued	10,173.31	1.42	116.47	7,953.64	2,101.79	-
Issued loan commitments	-	-	-	-	-	-
TOTAL	10,173.31	1.42	116.47	7,953.64	2,101.79	-
Non-derivative financial assets						
Cash and cash equivalents	438.83	438.83	-	-	-	-
Loans and advances	15,200.99	1,290.26	1,886.41	896.50	3,080.04	8,047.79
Investment securities (incl. "Held for Sale")	7,404.87	-	961.69	5,016.27	500.05	926.86
TOTAL	23,044.69	1,729.09	2,848.10	5,912.77	3,580.09	8,974.65

(₹ in lakh)

As at 31 March 2019 (Restated)	Contractual cash flows					
	Carrying amount as per IND AS	6 month or less	6 months -1 year	1-3 years	3-5 years	More than 5 years
Non - derivative financial liabilities						
Borrowings	5,190.07	1,237.17	1,522.90	2,430.00	-	-
Debt securities issued	10,173.31	2.85	234.46	5,830.00	4,106.00	-
Issued loan commitments	-	745.00	-	-	-	-
TOTAL	15,363.38	1,985.01	1,757.36	8,260.00	4,106.00	-
Non-derivative financial assets						
Cash and cash equivalents	121.38	121.38	-	-	-	-
Loans and advances	22,140.41	7,191.07	6,345.26	4,328.78	3,729.51	-
Investment securities	5,841.51	638.92	-	500.00	3,783.85	918.74
TOTAL	28,103.30	7,951.38	6,345.26	4,828.78	7,513.36	918.74

The inflows/(outflows) disclosed in the above table represents contractual undiscounted cash flows which are not usually closed out before contract maturity.

The interest payments on variable interest rate loans in the table above reflect market forward interest rates at the reporting date and these amounts may change as market interest rates change. Except for these financial liabilities, it is not expected that cash flows included in the maturity analysis could occur significantly earlier, or at significantly different amounts.

D. Market risk

Market risk is the risk that the fair value or future cash flows of financial instruments will fluctuate due to changes in market variables such as interest rates and equity prices. The Company mainly have risk from interest rate which is managed and monitored using sensitivity analysis. All such transactions are carried out within the guidelines set by the Risk Management Committee.

The COVID 19 pandemic has resulted in a significant decrease in economic activities across the country, on account of lockdown. In accordance with the RBI guidance relating to "COVID 19 regulatory package" dated 27th March 2020, the company has offered moratorium to its customer based on requests received.

As the company has two business segments, namely Fund Management and NBFC operations, there will be no major impact on fund management segment but NBFC operation may be impacted due to the uncertainty of the duration and severity of the COVID19 pandemic.

Interest rate risk

The Company adopts policy of ensuring that its interest rate exposure will maintain. This is achieved partly by entering into fixed rate instruments and partly by borrowing at a floating rate.

Exposure to interest rate risk

The interest rate profile of the Company's interest-bearing financial instruments as reported to the management is as follows:

(₹ in lakh)			
Particulars	Ref. No.	31 March, 2020	31 March, 2019 (Restated)
Fixed rate instruments			
Financial assets	4,5	21,855.56	27,981.92
Financial liabilities	13	10,173.31	10,173.31
Variable rate instruments			
Financial assets		-	-
Financial liabilities	14	-	5,190.07

46. Capital management

The Company maintains an actively managed capital base to cover risks inherent in the business and is meeting the capital adequacy requirements of the Reserve Bank of India (RBI) of India. The adequacy of the Company's capital is monitored using, among other measures, the regulations issued by RBI from time to time basis.

The Company has complied in full with all its externally imposed capital requirements over the reported period.

The primary objectives of the Company's management is to ensure that the Company complies with externally imposed capital requirements and maintains strong credit ratings and healthy capital ratios in order to support its business and to maximise shareholder value.

Regulatory capital

The Company's regulatory capital consists of the sum of the following elements :

- Common equity Tier 1 (CET1) capital, which includes ordinary share capital, related share premium, retained earnings and reserves after adjustment for dividend declared and deduction for intangible assets and other regulatory adjustments relating to items that are not included in equity but are treated differently for capital adequacy purposes.
- Tier 2 capital, which includes provision for standard assets.

(₹ in lakh)			
	Note Ref. No.	As at 31 March, 2020	As at 31 March, 2019 (Restated)
Common equity Tier 1 (CET1) capital			
Ordinary share capital	18	6,037.10	6,037.10
Share premium	19	4,747.90	4,747.90
Retained earnings	19	2,786.27	2,748.13
Other reserves (including u/s 45 IC of RBI Act)	19	3,127.45	3,117.92
Deductions:			
Intangible assets	10	(0.00)	(0.07)
Deferred tax other than temporary differences	8	(4,644.40)	(3,909.16)
Adjustment of Bonds with Group Company		(881.05)	(681.62)
		11,173.27	12,060.20
Tier 2 capital instruments			
General Provision including provision for standard assets		15.84	52.48
		15.84	52.48
Total regulatory capital		11,189.11	12,112.68
Tier 1 capital		11,173.27	12,060.20
Risk weighted assets		21,767.44	27,328.59
CRAR (%)		51.40%	44.32%
CRAR -Tier I Capital (%)		51.33%	44.13%
CRAR -Tier II Capital (%)		0.07%	0.19%

Notes to financial statements for the year ended 31 March, 2020

(₹ in lakh)

47. Maturity analysis of assets and liabilities

The table below shows an analysis of assets and liabilities analysed according to when they are expected to be recovered or settled.

	As at 31 March, 2020			As at 31 March, 2019 (Restated)		
	Within 12 months	After 12 months	Total	Within 12 months	After 12 months	Total
I. ASSETS						
(1) Financial Assets						
(a) Cash and cash equivalents	338.83	-	338.83	121.38	-	121.38
(b) Bank Balance other than (a) above	100.00	-	100.00	-	-	-
(c) Derivative financial instruments	-	-	-	-	-	-
(d) Receivables	14.83	-	14.83	8.38	-	8.38
(e) Loans	3,176.66	12,024.33	15,200.99	13,536.33	8,604.08	22,140.41
(f) Investments	211.39	6,443.18	6,654.57	638.92	5,202.59	5,841.51
(g) Other Financial assets	-	8.46	8.46	-	8.64	8.64
Total financial assets	3,841.72	18,475.96	22,317.68	14,305.02	13,815.31	28,120.32
(2) Non-financial Assets						
(a) Investment in subsidiaries	-	-	-	-	-	-
(b) Equity accounted investees	-	-	-	-	-	-
(c) Current tax assets (Net)	458.39	-	458.39	301.40	-	301.40
(d) Deferred tax Assets (Net)	-	4,644.40	4,644.40	-	3,909.16	3,909.16
(e) Investment Property	-	-	-	-	-	-
(f) Property, Plant and Equipment	-	23.04	23.04	-	4.06	4.06
(g) Capital work-in-progress	-	-	-	-	-	-
(h) Other Intangible assets	-	0.00	0.00	-	0.07	0.07
(i) Other non-financial assets	5.47	-	5.47	15.70	-	15.70
Total non-financial assets	463.86	4,667.44	5,131.30	317.11	3,913.29	4,230.40
Assets held for sale	750.31	-	750.31	-	-	-
Total assets	5,055.88	23,143.40	28,199.29	14,622.12	17,728.60	32,350.72
II. LIABILITIES AND EQUITY						
LIABILITIES						
(1) Financial Liabilities						
Derivative financial instruments						
(a) Payables						
(I) Trade Payables						
(i) total outstanding dues of micro enterprises and small enterprises	-	-	-	-	-	-
(ii) total outstanding dues of creditors other than micro enterprises and small enterprises	-	-	-	-	-	-
(II) Other Payables						
(i) total outstanding dues of micro enterprises and small enterprises	-	-	-	-	-	-
(ii) total outstanding dues of creditors other than micro enterprises and small enterprises	79.02	-	79.02	77.14	-	77.14
(b) Debt Securities	117.89	10,055.42	10,173.31	237.31	9,936.00	10,173.31
(c) Borrowings (Other than Debt Securities)	-	-	-	2,760.07	2,430.00	5,190.07
(d) Subordinated Liabilities	-	-	-	-	-	-
(e) Other financial liabilities	-	-	-	-	-	-
Total financial liabilities	196.91	10,055.42	10,252.33	3,074.52	12,366.00	15,440.52
(2) Non-Financial Liabilities						
(a) Current tax liabilities (Net)	-	-	-	-	-	-
(a) Provisions	359.31	-	359.31	5.39	179.42	184.82
(c) Deferred tax liabilities (Net)	-	-	-	-	-	-
(b) Other non-financial liabilities	888.92	-	888.92	74.34	-	74.34
Total non-financial liabilities	1,248.23	-	1,248.23	79.73	179.42	259.16
Total Liabilities	1,445.14	10,055.42	11,500.56	3,154.25	12,545.42	15,699.67
Net	3,610.75	13,087.98	16,698.73	11,467.87	5,183.18	16,651.05

RBI DISCLOSURES

NOTE-48 A

The following additional information is disclosed in terms of RBI Circulars:

(a) Capital :

(₹ in lakh)

Particulars	As on 31 March, 2020	As on 31 March, 2019 (Restated)
Capital		
(a) Capital to Risk Assets Ratio (CRAR)	51.33%	44.32%
(b) CRAR – Tier I capital (%)	51.40%	44.13%
(c) CRAR – Tier II capital (%)	0.07%	0.19%
(d) Subordinated debt raised, outstanding as Tier II Capital (Rs.)	NIL	NIL
(e) Risk-weighted assets (Rs.):		
(i) On-Balance Sheet Items	21,767.44	27,328.59
(ii) Off-Balance Sheet Items	-	-

(b) Details of investment and movement in provision

(₹ in lakh)

Particulars	As on 31 March, 2020	As on 31 March, 2019 (Restated)
Value of Investment		
Gross Value of Investments	7,699.94	9,446.31
Provisions for Depreciation	295.07	3,604.80
Net Value of Investments	7,404.87	5,841.51
Movement of prov. held towards dep. on investments		
(i) Opening balance	3,604.80	2,523.38
(ii) Add : Provisions made during the year	275.07	1,081.42
(iii) Less : Write-off /write-back of excess prov. during the year	3,584.80	-
(iv) Closing balance	295.07	3,604.80

(c) Maturity Pattern of assets and liabilities

(₹ in lakh)

	1 Day to 30 Days (1 Mth)	Over 1 Mth to 2 Mths	Over 2 Mth to 3 Mths	Over 3 Mth to 6 Mths	Over 6 Mth to 1 Year	Over 1 Year to 3 Years	Over 3 Years to 5 Years	Over 5 Years	Total
Liabilities									
Borrowing from Banks	-	-	-	-	-	-	-	-	-
Market Borrowings	-	-	-	-	-	-	-	-	-
Bonds	-	-	-	1.42	116.47	7,953.64	2,101.79	-	10,173.31
Total	-	-	-	1.42	116.47	7,953.64	2,101.79	-	10,173.31
Assets									
Advances *	-	-	324.13	966.13	1,886.41	896.50	3,080.04	8,047.79	15,200.99
Investments (incl held for sale)	-	-	-	-	961.69	5,016.27	500.05	926.86	7,404.87
Total	-	-	324.13	966.13	2,848.70	5,912.77	3,580.09	8,974.65	22,605.86

Note : *In view of moratorium being granted as per RBI Covid 19 relief package, ALM data has been revised.

(d) Exposures : Exposure to Real Estate Sector

(₹ in lakh)

Category	As on 31 March, 2020	As on 31 March, 2019 (Restated)
a) Direct Exposure		
(i) Residential Mortgages- Lending fully secured by mortgages on residential property that is or will be occupied by the borrower or that is rented	3,928.32	4,534.37
(ii) Commercial Real Estate- Lending secured by mortgages on commercial real estate (office building, retail space, multipurpose commercial premises, multi-family residential buildings, multi-tenanted commercial premises, industrial or warehouse space, hotels, land acquisition,	1,911.83	2,356.95

development and construction, etc.). Exposure would also include non-fund based (NFB) limits

(iii) Investments in Mortgage Backed Securities (MBS) and other securitised exposures:	Nil	Nil
a) Residential		
b) Commercial Real Estate		

(e) Loans and advances availed by the non-banking financial company inclusive of interest accrued thereon but not paid:

(₹ in lakh)

Particulars	As on 31/03/2020		As on 31/03/2019 (Restated)	
	O/s	Overdue	O/s	Overdue
(a) Bank Loans	--	--	5,190.07	--
(b) Bonds	10,173.31	--	10,173.31	--
TOTAL	10,173.31	--	15,363.38	--

The company has not defaulted in repayment of dues to any bank or bond/ debenture holders.

(f) Provisions and contingencies

(₹ in lakh)

Particulars	As on 31/03/2020	As on 31/03/2019 (Restated)
Provision for depreciation on Investment*	-	-
Provision towards NPA	7,811.24	6,642.95
General Provision for COVID-19	103.78	--
Provision for Standard Assets	15.84	52.48
Provision for Re-structured Standard Assets	--	--
Provision for Employee Benefits	255.52	184.32
Provision for Expense	--	0.50

*All investment have been carried out at fair value through profit and loss.

**(g) Concentration of Advances, Exposures and NPAs:
Concentration of Advances**

(₹ in lakh)

	As on 31/03/2020	As on 31/03/2019 (Restated)
Total Advances to twenty largest borrowers	20,501.94	26,096.96
Percentage of Advances to twenty largest borrowers to Total Advances of the NBFC	100.00%	97.19%

Concentration of Exposures

(Rs. lakh)

	As on 31/03/2020	As on 31/03/2019 (Restated)
Total Exposure to twenty largest borrowers / customers	20,501.94	26,096.96
Percentage of Exposures to twenty largest borrowers / customers to Total Exposure of the NBFC on borrowers/ customers	100.00%	97.19%

Concentration of NPAs

(₹ in lakh)

	As on 31/03/2020	As on 31/03/2019 (Restated)
Total Exposure to top four NPA accounts	7,895.93	8,100.65

(h) Sector-wise NPAs

(₹ in lakh)

Sl. No.	Sector	Percentage of NPAs to Total Advances in that Sector	
		As on 31/03/2020	As on 31/03/2019 (Restated)
1	Agriculture & allied activities	Nil	Nil
2	MSME	Nil	Nil
3	Corporate borrowers	80.69%	51.13%
4	Services	Nil	Nil
5	Unsecured personal loans	Nil	Nil
6	Auto loans	Nil	Nil
7	Other Personal Loans	Nil	Nil

(i) Movement of NPA :

(₹ in lakh)

Particulars	As on 31/3/2020	As on 31/3/2019 (Restated)
(i) Net NPAs to Net Advances (%)	68.89%	35.07%
(ii) Movement of NPAs (Gross)		
(a) Opening balance	13,730.31	14,069.86
(b) Additions during the year	3,409.97	5,208.50
(c) Reductions/write-offs during the year	597.89	5,548.05
(d) Closing balance	16,542.39	13,730.31
(iii) Movement of NPAs (Net)		
(a) Opening balance	7,087.36	5,195.97
(b) Additions during the year	1,716.20	3,123.90
(c) Reductions/write-offs during the year	72.41	1,232.51
(d) Closing balance	8,731.15	7,087.36
(iv) Movement of provisions for NPAs (excluding provisions on standard assets)		
(a) Opening balance	6,642.95	8,873.89
(b) Provisions made during the year	1,693.77	2,084.59
(c) Write-off / write-back of excess provisions	525.48	4,315.54
(d) Closing balance	7,811.24	6,642.95

(j) Details of Loan Assets subjected to Restructuring : NIL

(k) Details of Borrower Limit-Single & Group exceeded by the NBFC on the basis of Gross Exposure: NIL

(l) Disclosure of restructured assets

(₹ in lakh)

Type of restructuring Asset classification		Other*			
		Standard	Substandard	Doubtful	Loss
Restructured accounts as on April 1, 2019	No. of borrowers	-	2	-	-
	Amount outstanding	-	1,893.27	-	-
	Provision thereon	-	1,225.90	-	-
Fresh restructuring during FY 2019-20	No. of borrowers	-	-	-	-
	Amount outstanding	-	-	-	-
	Provision thereon	-	-	-	-
Upgradations to restructured standard category during FY 19-20	No. of borrowers	-	-	-	-
	Amount outstanding	-	-	-	-
	Provision thereon	-	-	-	-
Restructured standard advances which cease to attract higher provisioning and/or additional risk weight at the end of the FY and hence need not be shown as restructured standard advances at the beginning of the next FY	No. of borrowers	-	-	-	-
	Amount outstanding	-	-	-	-
	Provision thereon	-	-	-	-
Downgradation of restructured accounts during the year	No. of borrowers	-	2	-	-
	Amount outstanding	-	1,893.27	-	-
	Provision thereon	-	1,225.90	-	-
Writeoffs / settlement of restructured accounts during the year	No. of borrowers	-	-	-	-
	Amount outstanding	-	-	-	-
	Provision thereon	-	-	-	-
Restructured accounts as on March 31, 2020	No. of borrowers	-	-	2	-
	Amount outstanding	-	-	1,893.27	-
	Provision thereon	-	-	1,225.90	-

* There are no restructured accounts under "CDR Mechanism" and "SME Debt Restructuring Mechanism"

(m) Exposure to Capital Market

(₹ in lakh)

Particulars	Current Year	Previous Year
(i) Direct investments in equity shares, convertible bonds, convertible debentures and units of equity-oriented mutual funds the corpus of which is not exclusively invested in corporate debt	6,898.32	4,702.59
(ii) Advances against shares/bonds/debenture or other securities or on clean basis to individuals for investment in shares (including IPOs / ESOPs), convertible bonds, convertible debentures, and units of equity oriented mutual funds	Nil	Nil
(iii) Advances for any other purpose where shares or convertible bonds or convertible debentures or units of equity oriented mutual funds are taken as primary securities	2,029.02	1,875.16
(iv) Advances for any other purpose to the extent secured by the collateral security of shares or convertible bonds or convertible debenture or units of equity oriented mutual funds i.e. where the primary security other than shares / convertible bonds / convertible debentures / units of equity oriented mutual funds does not fully cover the advances.	Nil	Nil
(v) Secured and unsecured advances to the stockbrokers and guarantees issued on behalf of stockbrokers and market makers.	Nil	Nil
(vi) Loan sanctioned to corporate against the security of shares / bonds / debentures or other securities or on clean basis for meeting promoter's contribution to the equity of new companies in anticipation of raising resources.	Nil	Nil
(vii) Bridge loans to companies against expected equity flows / issues.	Nil	Nil
(viii) All exposure to Venture Capital Funds both registered and unregistered)	506.55	1,138.92
Total exposure to capital market	9,433.89	7,716.68

(n) Schedule to the Balance Sheet of a NBFC

(₹ in lakh)

Particulars				
Liability Side	31/03/2020		31/03/2019 (Restated)	
	Amount outstanding	Amount overdue	Amount outstanding	Amount overdue
(1) Loans and advances availed by the non banking financial company inclusive of interest accrued thereon but not paid:				
(a) Debentures: Secured	8,046.82		8,046.82	
: Unsecured	2,126.49		2,126.49	
(Other than falling within the meaning of public deposits)				
(b) Deferred Credits				
(c) Term Loans	-		5,190.07	
(d) Inter-corporate loans and borrowing				
(e) Commercial papers				
(f) Public Deposits				
(g) Other Loans –OD/ CC Limit				
(2) Break-up of (1) (f) above (Outstanding public deposits inclusive of interest accrued thereon but not paid):	N.A	N.A	N.A	N.A

(3) Break-up of Loans and Advances including bills receivables [other than those included in (4) below]:				
(a) Secured	21,898.87		28,660.98	
(b) Unsecured	4,165.82		2,767.69	
(4) Break up of leased Assets and stock on hire and other assets counting towards AFC activities		N.A	N.A	N.A
(5) Break-up of Investments				
Current Investments				
1. Quoted			NIL	NIL
2. Unquoted				
(i) Shares				
(a) Equity				
(b) Preference				
(ii) Debentures and Bonds	747.11			
(iii) Units of Mutual Funds	3,430.14		2,328.05	--
(iv) Government Securities				--
(v) Other (please specify)				--
Long Term Investments				
1. Quoted				
(i) Shares	211.39			--
(ii) Debentures and Bonds	2,086.49		1,955.80	--
2. Unquoted				
(i) Shares				
(a) Equity	423.19		418.74	
(b) Preference				
(ii) Debentures and Bonds				--
(iii) Units of Mutual Funds				--
(iv) Government Securities				--
(v) Units of Venture Funds	506.55		1,138.92	--
(6) Borrower group-wise classification of assets financed in (3) and (4) above: please see note 2 below				
Category				
1. Related Parties **				
(a) Subsidiaries		-		-
(b) Companies in the same group		-		-
(c) Other related parties		-		-
2. Other than related parties		26,064.69		31,428.67
Total		26,064.69		31,428.67
(7) Investor group wise classification of all investments (Current & Long term) in shares and securities (both Quoted & Unquoted)				
	31/03/2020		31/03/2019 (Restated)	
Category	Market Value/ Break up or fair value or NAV	Book Value (Net of Provision)	Market Value/ Break up or fair value or NAV	Book Value (Net of Provision)
1. Related Parties **				-
(a) Subsidiaries	-	-		-
(b) Companies in the same group	2,086.49	-	1,955.80	-
(c) Other related parties	-	-		-

2. Other than related parties	5,318.39	-	3,885.71	-
Total				

8. Other Information

Particular	31/03/2020	31/03/2019 (Restated)
(i) Gross Non Performing Assets		
(a) Related parties		
(b) Other than related parties	16,542.39	13,730.31
(ii) Net Non-Performing Assets		
(a) Related parties		
(b) Other than related parties	8,731.15	7,087.36
(iii) Assets acquired in satisfaction of debts	-	-

(o) Rating assigned by credit rating agencies and migration of ratings during the year:-**Long Term (Bonds/Term Loans)**

Ratings By	31.03.2020	31.03.2019
CARE	CARE BB+ Negative (Double B Plus; Outlook Negative)	CARE BBB(SO) Negative CARE BBB Negative
Brickwork	BWR BB+ (Pronounced BWR Double B Plus) Outlook: Stable	BWR BBB+ Stable

(p) Disclosures related to Customer Complaints: -NIL

Particulars	31.03.2020	31.03.2019
No. of complaints pending at the beginning of the year	Nil	Nil
No. of complaints received during the year	Nil	Nil
No. of complaints redressed during the year	Nil	Nil
No. of complaints pending at the end of the year	Nil	Nil

NOTE-48 B**Appendix****Disclosure as per RBI Ind AS circular**

(₹ in lakh)

Asset Classification as per RBI Norms	Asset classification as per Ind AS 109	Gross Carrying Amount as per Ind AS	Loss Allowances (Provisions) as required under Ind AS 109	Net Carrying Amount	Provisions required as per IRACP norms	Difference between Ind AS 109 provisions and IRACP norms
(1)	(2)	(3)	(4)	(5)=(3)-(4)	(6)	(7) = (4)-(6)
Performing Assets						
Standard	Stage 1	1,637.51	6.47	1,631.04	6.47	-
	Stage 2	2,451.50	9.37	2,442.13	9.37	-
Subtotal		4,089.01	15.84	4,073.17	15.84	-
Non-Performing Assets (NPA)						
Substandard	Stage 3		3,436.99	356.95	3,080.04	321.78
35.17						
Doubtful - up to 1 year	Stage 3	6,017.67	3,411.76	2,605.91	2,475.97	935.79
1 to 3 years	Stage 3	7,543.84	3,735.26	3,808.58	1,660.31	2,074.95
More than 3 years	Stage 3	4,977.19	3,343.89	1,633.30	1,532.73	1,811.16
Subtotal for doubtful		18,538.69	10,490.91	8,047.79	5,669.02	4,821.89

Loss	Stage 3	-	-	-	-	-
Subtotal for NPA		21,975.68	10,847.86	11,127.82	5,990.80	4,857.06
Other items such as guarantees, loan commitments, etc. which are in the scope of Ind AS 109 but not covered under current Income Recognition, Asset Classification and Provisioning (IRACP) norms	Stage 1	-	-	-	-	-
	Stage 2	-	-	-	-	-
	Stage 3	-	-	-	-	-
Subtotal		-	-	-	-	-
Total	Stage 1	1,637.51	6.47	1,631.04	6.47	-
	Stage 2	2,451.50	9.37	2,442.13	9.37	-
	Stage 3	21,975.68	10,847.86	11,127.82	5,990.80	4,857.06
Total		26,064.69	10,863.70	15,200.99	6,006.64	4,857.06

NOTE-48 C**Disclosure on Moratorium for COVID 19 Regulatory Package :****(i) Respective amounts in SMA/overdue categories, where the moratorium/deferment was extended;**

Moratorium was extended in 5 accounts amounting Rs.3,959.55 lakh as on 31.3.2020 as follows:

SMA Category	No. of cases	Amount (Rs. lakh)
NO SMA	2	1,156.57
SMA 1	1	727.29
SMA 2	2	2,075.69
Total	5	3,959.55

(ii) Respective amount where asset classification benefits is extended.

As on 31.3.2020, asset classification benefit had been extended in 2 accounts out of the above amounting Rs.2,075.68 lakh.

(iii) Provisions made during the FY2020;

Provision made during the year is Rs.103.78 lakh.

(iv) Provisions adjusted during the respective accounting periods against slippages and the residual provisions in terms of paragraph 6.

Nil, as provision has been created as on 31.3.2020.

For Lunawat & Co.
Chartered Accountants
FRN: 000629N

Sd/-
Vikas Yadav
Partner
M. No. 511351

Sd/-
Sunil Kumar Bansal
Director
(DIN : 06922373)

Sd/-
Shivendra Tomar
Managing Director
(DIN : 03174406)

Sd/-
Indu Gupta
Chief Financial Officer

Sd/-
Rachit Tandon
Company Secretary

Place: New Delhi
Date: 20.06.2020



Registered Office

IFCI Tower, 61, Nehru Place, New Delhi - 110 019

Tel : +91-11-26441502, **Fax :** +91-11-26453348

E-mail : cs@ifciventure.com, **Website:** www.ifciventure.com

CIN : U65993DL1988GOI030284